

STORAGE & WORKPLACE PRODUCTS

Shelving
& Racking



Workbenches



Cupboards
& Cabinets



Handling
& Movement

Lockers



Steps
& Ladders



Storage
Containers



Warehouse
& Premises

Email: **sales@totalinteriorsdirect.co.uk**

Visit: **www.totalinteriorsdirect.co.uk**



01905 757 506



www.totalinteriorsdirect.co.uk



sales@totalinteriorsdirect.co.uk

WAYS TO ORDER

ORDER ONLINE ANYTIME

Simply visit our website, where you will find our range of products to select from, available to order 24/7.

CALL US

Our experienced Customer Service Team are happy to assist you in any way – to provide further information, arrange a site visit or take your order over the phone.

E MAIL US - ALL ORDERS

Send your Purchase Order as an e mail attachment. All orders will be actioned and acknowledged on the day of receipt.

EASY WAYS TO PAY

We accept major debit and credit cards. We can also take payment by cheque and BACS. You may find it easier to open an account with us.

Please go onto our website and complete the account opening form.



DELIVERY

Delivery details only applies to orders for mainline UK. You will need to ask for further details, if you want a delivery to Scotland (beyond Edinburgh), Ireland, Northern Ireland, or to a location outside UK.

The Delivery Charges are as follows:

Order Value	Delivery Charge
£0 - £49.99	£10
£50 - £150.99	£20
£151 - £200.99	£30
£201 - £299.99	£40

STORAGE SOLUTIONS



Pages 2 - 13

SHELVING & RACKING



Pages 14 - 54

LOCKERS



Pages 55 - 85

CUPBOARDS & CABINETS



Pages 86 - 102

STORAGE CONTAINERS



Pages 103 - 127

WORKBENCHES & WORKSHOP



Pages 128 - 137

STEPS & LADDERS



Pages 138 - 143

HANDLING & MOVEMENT



Pages 144 - 153

WAREHOUSE & PREMISES



Pages 154 - 181

STORAGE SOLUTIONS

FOR RETAIL

In the fast moving world of retail, flexibility is the key to keeping up with customer demand. We offer a wide range of shelving, racking, lockers, containers and other ancillary equipment for this sector; supporting the supply chain from, distribution centres, to outlet and e-fulfilment centres, to click and collect service points.

With a range of static and mobile racking and shelving systems available as single, multi-tier or mezzanine based solutions; our versatile range of products are as well suited to the department store or supermarket environment, as they are for the specialist retailer or online seller.

Providing secure personal storage lockers for a large retail workforce can take up a lot of valuable space (that could otherwise be used for holding stock). Understanding staff requirements, shift patterns etc., helps design the right solution using our range of lockers; improving user efficiency and welfare (whilst minimising space requirements).

We can offer a wide range of ancillary equipment that enhances retail environments, from cupboards for offices, to pallet racks for stock movement.

Design & Installation

Sometimes you want a little more. We are happy to support you on larger projects where you are looking for a more tailored solution to meet your needs.

We have a dedicated and experienced team who will be happy to visit you and work along side you.

Contact us today



Adjustable shelving allows for shelves to be easily repositioned, in order to accommodate the changing profile of stock through the year.

Shelving Systems

See pages
26-41



Roll Cages

See page
151




Tiered shelving allows full utilisation of the available ceiling height, with greater storage capacity, which reduces frequent deliveries and increases sales area floor space.



Garment Hanging

See page
35

Stockrax offers an economic and versatile solution to garment storage in Retail stockrooms. We can offer various solutions to match your requirements whether you wish to hang or flat pack your stock.



Stack & Nest Containers

See pages
124-125



Vision Panel Lockers

Vision Panel lockers allows personal item inspections, without having to open the locker.

See page
78



Staff Lockers

From the back of store staff to Head Office; we have the right steel locker solution for your staff.


See pages
58-63



Workbenches

Stockrax workbenches offer flexible packing and merchandising work space.

See pages
129-133



Pallet Racking

Pallet racking is used throughout retail, from clothing and food distribution centres to cash & carry. We can design and supply a wide range of solutions to meet your needs.

See page
50-54

STORAGE SOLUTIONS FOR HEALTHCARE



A mix of locker door configurations were used to create this hospital changing room. To help keep the facility tidy, sloping tops were fitted and to aid cleaning, the lockers sit on support frames.

Healthcare storage requirements are vast and complex. Each environment requires medical cabinets, storage for medical records and equipment, uniform storage and much more. Every hospital and medical department has its own unique requirements and challenges and that's why every storage solution needs to be tailored around these needs to achieve the best solution possible.

With the vast range of storage and industrial products in our catalogue we can help you throughout your facility. From medical

records to staff changing, from on-ward storage to pharmacy shelving, from linen and other hotel services to maintenance stores, we have a storage solution.



All of our lockers and shelving units are finished with a ActiveCoat antimicrobial powder coating. ActiveCoat technology minimises the risk of cross-contamination and reduces levels of bacteria on treated surfaces by 99.9% in just two hours.



Staff Lockers

See pages
58-63

Workwear lockers include additional internal configurations and door options to suit specific requirements, such as clean/dirty compartments and uniform hanging.



Picking Trolleys

See page
148

Picking Trolleys offer a safe way of accessing records and X-rays within a Hospitals medical record centre .

A range of cupboards and workstations which allow for the secure storage of vital first aid equipment around the workplace ensuring quick access to emergency supplies if an accident occurred.

Medical Cabinets

See page
95





Plastic Containers

See page
106

Antibacterial clear Linbins are designed for specialist use in hygiene sensitive zones. The antibacterial additive minimises the spread of germs and diseases.



Shelving Systems

See pages
27-41

Mobile shelving offers a high density solution to medical record storage. Large mobile shelving systems can be designed with multiple aisles, in order to allow multiple user access.



First Aid Kits

See page
179

Range of first aid kits and equipment for use throughout the workplace.



Lidded boxes

See pages
121-125

Makes for easy and secure movement of records, medicines and other items around the hospital.



Stormor shelving is designed to maximise the available space within the hospital wards storage areas.



Our solutions store everything from catering equipment and non-medical supplies, from linen and other hotel services to maintenance stores.



Pharmacies stock a wide variety of drugs and equipment, which need to be accessed quickly and easily.

Design & Installation

Sometimes you want a little more. We are happy to support you on larger projects where you are looking for a more tailored solution to meet your needs.

We have a dedicated and experienced team who will be happy to visit you and work along side you.

Contact us today



We have a range of static and mobile shelving CSSU storage options to meet your requirements.

STORAGE SOLUTIONS FOR MANUFACTURING



Integrated storage solutions maximise the use of the available space, increases productivity and protects stock from accidental damage.

Euro Shelving

See page
32

From pallet racking systems for bulk storage, to shelving for lighter requirements, lockers for staff personal storage needs, workbenches for assembly, and drawer units for tool storage, we cater to every requirement faced in production environments.

Regardless of what you need to store, we can provide durable industrial shelving, racking and warehouse storage systems that save space, improve retrieval rates, allow for stock rotation, can be integrated with MRP stock control systems, and ultimately improve the overall efficiency of your operations.

Our additional range of ancillary equipment makes us a comprehensive one stop manufacturing industry supplier.



Workbenches

See pages
130-133

Choice of workbenches to enhance your production process



Workstations

See page
96-97

Workstations in various configurations for use as quality or information stations.



Fatigue Matting

See page
158

Range of industrial matting designed to help reduce the effects of fatigue on workers that have to stand to work.

Crew extra wide locker for storing bulky work wear and personal clothing.

Crew Lockers

See page
81





Ensures staff access shelving and racking safely, available in a range of styles and sizes.

Access Steps

See pages
139-143



Staff Lockers

See pages
58-63



From rack to fire signs we have the solution to your sign and labelling needs..

Warehouse Labelling


See pages
163-170



Euro & Tote bins

See pages
120-125

Versatile plastic stacking container, for storage and product movement through to despatch.



Design & Installation

Sometimes you want a little more. We are happy to support you on larger projects where you are looking for a more tailored solution to meet your needs.

We have a dedicated and experienced team who will be happy to visit you and work along side you.

Contact us today



Pallet Racking is used throughout the manufacturing process. From carton live for component assembly, to narrow aisle racking with stillages off finished sub-assemblies or to specialised storage solutions for carpets - we can help and advise.



Pallet Racking

See pages
50-54

STORAGE SOLUTIONS

FOR EDUCATION

We have a wide range of products which can be used throughout educational facilities.

Our lockers are used across age groups, from Primary to Tertiary, all complemented by a range of seating & benching.

We can offer a wide range of shelving, cupboards & cabinets for administrative offices, Design & Technology departments, libraries and PE equipment storage.

Ancillary equipment includes plastic containers, safety signs and recycling bins.



Neon colours brighten up as well as tidy the learning environment.

Linbin Containers

See page 107

Cupboards

See pages 88-95

The Janitorial cupboard is one of the many different styles of cupboards we offer.



Our lockers are available in a range of heights and materials allowing them to be used from primary schools through to further education.

Benching & Seating

See pages 70-73



Range of benching & Seating modules available in a range of sizes and colours. Benches are also available in 3 heights, infants, junior and senior.



Office Shelving

See page 27

Ikon shelving has a white and stylish finish making it ideal for school offices. The wide range of accessories means it can offer flexible storage solutions.

Recycling Bins

See pages 174-175

These brightly coloured receptacles are available to complement schools, colleges and universities of every size, to suit all environments.



Lockers

See pages 58-69

FOR OFFICES



Visitor Lockers

See page 67

Satin finish MFC door lockers are popular where image and style are key, such as offices and reception areas.



Folding Trolley

See page 148

Steel trolley with folding handle, for easy storage. Ideal for moving office consumables around the workplace.

We have a number of office storage solutions that maximise the space available – while still looking attractive in the office environment and remaining cost effective.

With open plan workspaces, creating aesthetically pleasing storage is not always easy. For visitor and staff personal storage, our range of laminate and MDC lockers, offer a smart and robust solution, can complement hot desk policies and through their wide range of colour and finishes enhance any decor.

Mobile and static shelving is efficient, by improving house keeping of 'live' file storage. Mobile storage can also improve security as bays can be closed up and locked when not in use.

We also offer everything from cupboards for stationery, to janitorial storage, steps to trolleys, and signage to first aid kits.



Kick Steps

See page 139

Lightweight steel kick step is great for accessing higher and hard to reach areas making it ideal around commercial premises.



Mobile Shelving

See page 34

High density, aesthetically pleasing and space efficient storage solution for offices, as they represent a lower cost alternative to increasing floor space.



Cupboards

See page 88

Choice of cupboards available in a range of sizes with different internal configurations to meet all storage requirements.

STORAGE SOLUTIONS FOR WAREHOUSING



From wide aisle to narrow aisle, we can fulfil your warehouse pallet racking needs. We can also help with Drive In, Pallet Live, Push Back and Carton Live requirements. **Contact us for further details**

Pallet Racking

**See pages
50-54**

Whether you need a few bays of pallet racking, through to a complete warehouse design and installation we can help. We have a range of pallet racking systems to meet the storage requirements that are unique to your business, whatever sector, size and application. We can integrate pallet racking with tiered shelving, carton live storage or mezzanine floors to create efficient, space optimised installations.

We also have a great range of lockers for use in warehouses. These are perfect for storing workwear, dispensing clean uniforms or overalls and general employee personal storage. Whether you need lockers on your warehouse floor or require an on-site changing room, we offer a range of styles, door colours and locking mechanisms to meet every need.

We can also supply packing benches, workstations, barrier protection, rack labelling, safety signs, narrow aisle platform steps and health and safety products.

Design & Installation

Sometimes you want a little more. We are happy to support you on larger projects where you are looking for a more tailored solution to meet your needs.

We have a dedicated and experienced team who will be happy to visit you and work along side you.

Contact us today



Medical Station


**See page
96**

First aid Workstations offer secure storage of vital first aid equipment around the workplace.

Range of different warehouse step designs in various heights offer easy access to items stored at height on racking or shelving.

Warehouse Steps

**See pages
142-143**



Warehouse Signs

**See pages
169-170**



From rack to fire signs we have the solution to your sign and labelling needs.



Workstations

With a compact design and higher work surface, these workstations enable employees to use them whilst standing.

See page 96-97



Staff Lockers

Changing rooms can be designed to incorporate various configurations of locker to accommodate varying needs. From wet and dry clothing for fork lift truck operators, to small personal items for office staff.

See pages 58-63



Spill Control

See pages 160-161

Accidents do happen. Our spill control management products provide effective solutions to protect against pollution and to tackle spill incidents.



Hand Pallet Trucks


Various models to help move palletised goods around the workplace.

See pages 149

Recycling Bins & Sacks

See page 175


Keep your warehouse tidy with our range of recycling bins & sacks.



Warehouse Shelving

Shelving systems improve order picking efficiency, ensuring products are easily accessible and organised. Our range includes adjustable shelving and Longspan systems.

See pages 32-41



STORAGE SOLUTIONS

FOR ARCHIVES, MUSEUMS & HERITAGE



Our shelving is used extensively within the Museums & Heritage sector, storing artefacts large and small. Stormor Double Skin shelving is ideal for use where shelving needs to conform to BS 4971:2017 Conservation and care of archive and library collections.



Shelving

See pages
28-41

The archives, museums and heritage sector is vast, encompassing everything from records storage, deeds, wills and legal document storage to artefacts and artwork storage. The range of different sized items that needs storing requires a functional, tailored, flexible archive storage solution. Our static and mobile shelving ranges, with their range of accessories ensures you receive the correct solution for your unique requirements.

For where there is public access our lockers will provide storage for visitors belongings.

Drawer units and workbenches are available to help in conservation workshops, steps help promote the correct health & safety practices and trolleys ensure easy movement of artefacts.



Pedestrian Barriers

See page
155

Retractable barriers allow you to manage your queuing space, or cordon off access to a restricted area.



Our range of small item lockers store phones, wallets, purses and keys, securely and safely. Ideal in environments where these items are not permitted or need to be left.

Small Item Lockers

See pages
75 & 77



Access Steps

See pages
141-143

Accessing artefacts or archive files from high shelving requires a stable platform. We offer a range of sizes and heights to suit your requirements.

Design & Installation

Sometimes you want a little more. We are happy to support you on larger projects where you are looking for a more tailored solution to meet your needs.

We have a dedicated and experienced team who will be happy to visit you and work along side you.

Contact us today



Mobile shelving systems maximises storage capacity, making them particularly effective for archives where documents have to be retained for long periods of time, in order to comply with legal requirements, but need infrequent access.



Mobile Shelving

See page
34

FOR ENGINEERING



Mobile Workbenches

See pages
135-136

Set up your work area where it is needed, quickly and efficiently. With a mix of drawers and cupboards these workbenches store all your tools and equipment securely.

Requirements for storing goods in warehouses, parts stores, assembly areas or production lines always remains the same; easy location and access to goods; efficient stock control; safe and secure storage for tools and equipment; ergonomically designed and practical packing and work stations.

Our range of trolleys and trucks help you with the efficient movement of goods around the workplace whilst our ladders and steps ensure safe access to out of reach items.

We can also help improve employee welfare by providing secure personal storage lockers and managing the issue of essential workwear through our garment dispenser lockers.



Euro Shelving

See page
32

Heavy duty Euro Shelving is a fully adjustable, robust shelving system. It can also be designed as a tiered shelving structure, helping to maximise the storage capacity of the available space.



Pallet Racking

See pages
42-45

Pallet Racking is the ideal solution for bulk storing palletised components and materials, allowing access to all items stored.



Store valuable small items in workshops or maintenance store with these Louvre panel cupboards.

Louvre Panel Cupboards

See pages
98-99

Where tools and equipment need to be safely locked away when not in use, but easily accessible when required, drawer storage cabinets are the ideal solution

Tool Drawer Cabinets

See page
137

Mobile louvre panels with Linbins allow for the easy movement and efficient storage of small items.

Feeder Trolleys

See page
112

EVERYDAY SHELVING

Quick Delivery Shelving	15
Bolted Metal Shelving	18
Boltless Metal Shelving	19
Boltless Galvanised Shelving	19
Stockrax Shelving with Linbins	19
Stockrax Standard Duty Shelving	20
Stockrax Heavy Duty Shelving	21
Chrome Wire Shelving	22
Anti-Bacterial Wire Shelving	23
Eko Fit Shelving	24

COMMERCIAL SHELVING

Spur Shelving	25
Archive Shelving Bays	26
Stormor Bin Units	26
Steel Bin Shelving	26
Ikon Shelving	27
Stormor Shelving	28

INDUSTRIAL SHELVING

Link51 Euro Shelving	32
Mobile Shelving	34
Garment Hanging	35
Link51 Longspan Shelving	36
Apex Longspan 200 Series Shelving	38
Apex Longspan 500 Series Shelving	39
Apex Longspan 750 Series Shelving	40
Apex Longspan Components	41

PALLET RACKING

Link51 Pallet Racking	42
Link51 Rack Protection	43
Apex Pallet Racking	44
Apex Pallet Racking Accessories	45
Cantilever Racking	46
Storage Racks	47

SHELVING & RACKING SOLUTIONS

Shelving Design Tips	48
Pallet Racking Design Tips	49
Pallet Racking Warehouse Solutions	50



Stockrax everyday easy to assemble shelving bays.
See pages 20-21

NEW EKO FIT
aluminium shelving
See page 24



Commercial shelving from Link51 and Probe.
See pages 27 - 31



Euro shelving heavy duty industrial adjustable shelving.
See pages 32 - 33



Longspan heavy duty shelving systems from Apex and Link51.
See pages 36 - 41



Choice of Link51 & Apex pallet racking systems
See pages 42 - 45

NEED SHELVING IN A HURRY?

3 DAY QUICK DELIVERY

SHELVING &
RACKINGSHELF LOAD
UP TO 360kgFor extra shelves
see **PAGE 19**ONLY
£113.18

QUICK DELIVERY STOCKRAX GALVANISED STANDARD DUTY SHELVING BAYS

Quick and easy to assemble pre galvanite shelving with either 18mm FSC certified chipboard or galvatite shelves. Manufactured in the UK.

- Three of the galvatite steel shelves sit on beams, the other two on adjustable shelf clips
- Bays are 1981mm high

Code	Width	Depth	Description	Shelf Load	Each
SX001MGS*	900mm	300mm	5 Steel shelf levels (3 on J beams & 2 on clips)	68kg	£113.18
SX004MGS*	900mm	450mm	5 Steel shelf levels (3 on J beams & 2 on clips)	68kg	£130.61
SX001CGS*	900mm	300mm	5 Chipboard levels on J beams	360kg	£116.05
SX004CGS*	900mm	450mm	5 Chipboard levels on J beams	320kg	£124.19
SX002CGS*	1200mm	300mm	5 Chipboard levels on J beams	350kg	£145.17
SX005CGS*	1200mm	450mm	5 Chipboard levels on J beams	320kg	£158.11

SAFETY

It is essential that shelving exceeding a height to depth ratio of 4:1, to the top loaded shelf is securely fixed to a wall or floor. Where shelf units are bolted back to back in runs the overall depth may be used. Bay codes followed with an * indicate fixings supplied.



LINK51

For full range
see **PAGE 28**SHELF LOAD
70kgONLY
£96.77

QUICK DELIVERY STORMOR OPEN SHELVING BAY

Open shelving bays with 4 adjustable shelves.

- Bays are 1850H x 900W x 370D mm

Code	Bay Type	Price
SZMS504O180937OGU	Starter	£96.77
SZMES04O180937OGU	Extension	£79.41

For full range
see **PAGE 29**SHELF LOAD
70kgONLY
£97.02

QUICK DELIVERY STORMOR SIDE CLAD SHELVING BAY

Fully clad shelving bays with 4 adjustable shelves.

- Bays are 1850H x 900W x 370D mm

Code	Bay Type	Price
SZSS504O180937OGU	Starter	£97.02
SZSES04O180937OGU	Extension	£79.64

For full range
see **PAGE 22**SHELF LOAD
240-360kgFROM ONLY
£89.30

QUICK DELIVERY CHROME WIRE SHELVING BAY

A multi purpose chrome wire shelving bay, with fully adjustable shelves every 25mm.

- Bays are 1625H x 760W x 305D mm

Code	Bay Type	Price
VEC32	Starter	£89.30
VEC32AO	Extension	£82.84

NEED SHELVING IN A HURRY?

**3 DAY
QUICK DELIVERY**



SHELVING &
RACKING



SHELF LOAD
160kg

QUICK DELIVERY OPEN OR CLAD EURO SHELVING BAYS

Euro-Shelving is easy to assemble. Finished with light grey uprights and shelves, make it ideal for industrial & commercial applications.

- All bays have 6 shelf levels
- Kits include feet, shelf clips and assembly instructions

			Starter Bay		Extension Bay	
Height	Width	Depth	Code	Price	Code	Price
Open Bay						
1800	1000	300	1800S6N0300NGUGU	£192.13	1800E6N0300NGUGU	£129.74
1800	1000	400	1800S6N0400NGUGU	£208.56	1800E6N0400NGUGU	£144.79
1800	1000	450	1800S6N0450NGUGU	£218.79	1800E6N0450NGUGU	£155.27
Clad Bay						
1800	1000	300	1800S6C0300CGUGU	£261.43	1800E6C0300CGUGU	£197.41
1800	1000	400	1800S6C0400CGUGU	£283.50	1800E6C0400CGUGU	£215.27
1800	1000	450	1800S6C0450CGUGU	£300.09	1800E6C0450CGUGU	£228.94

For full range
see **PAGE 32**

ONLY
£192.13



For full range
see **PAGE 20**



QUICK DELIVERY STOCKRAX STANDARD DUTY SHELVING BAY

Standard duty shelving available for quick turnaround.

- 1981mm high, with 5 chipboard shelf levels on beams, with feet and assembly instructions. Light Grey uprights.

ONLY
£138.38

			Bay		Extra Level	
Width	Depth	Shelf Load	Code	Each	Code	Each
900mm	300mm	360kg	SX001GUGU*	£138.38	SX101GU	£18.57
900mm	450mm	320kg	SX004GUGU*	£144.49	SX104GU	£21.25
900mm	600mm	180kg	SX007GUGU	£163.18	SX107GU	£23.97
1200mm	300mm	350kg	SX002GUGU*	£172.40	SX102GU	£24.09
1200mm	450mm	350kg	SX005GUGU*	£183.34	SX105GU	£28.06
1200mm	600mm	200kg	SX019GUGU	£204.44	SX119GU	£32.22
1500mm	300mm	175kg	SX003GUGU*	£189.19	SX103GU	£29.20
1500mm	450mm	175kg	SX006GUGU*	£211.84	SX106GU	£33.83
1500mm	600mm	175kg	SX008GUGU	£236.02	SX108GU	£38.51

Maximum of 5 bays per order, postcode restrictions apply

SAFETY

It is essential that shelving exceeding a height to depth ratio of 4:1 to the top loaded shelf, is securely fixed to a wall or floor. Where shelf units are bolted back to back in runs, the overall depth may be used. Bay codes followed with an * indicate fixings supplied.





ONLY
£132.41



**SHELF LOAD
UP TO 360kg**

For full range
see **PAGE 21**

QUICK DELIVERY STOCKRAX HEAVY DUTY SHELVEING BAY

Heavy duty shelving available for quick turnaround.

- 1981mm high, with 3 chipboard shelf levels on beams, with feet and assembly instructions. Light Grey uprights and beams

Width	Depth	Shelf Load	Bay		Extra Level	
			Code	Each	Code	Each
900mm	450mm	320kg	SX203GUGU*	£132.41	SX207GU	£25.74
900mm	600mm	180kg	SX204GUGU	£143.92	SX208GU	£29.63
1200mm	450mm	350kg	SX201GUGU*	£163.53	SX205GU	£36.09
1200mm	600mm	200kg	SX202GUGU	£170.79	SX206GU	£38.54
1500mm	450mm	510kg	SX020GUGU*	£173.67	SX120GU	£43.77
1500mm	600mm	275kg	SX021GUGU	£186.01	SX121GU	£48.42
1500mm	900mm	104kg	SX022GUGU	£231.61	SX122GU	£54.63
1800mm	450mm	635kg	SX023GUGU*	£200.60	SX109GU	£48.42
1800mm	600mm	365kg	SX024GUGU	£216.47	SX110GU	£53.67
1800mm	900mm	210kg	SX025GUGU	£261.62	SX111GU	£66.00
2100mm	450mm	650kg	SX026GUGU*	£217.93	SX126GU	£53.60
2100mm	600mm	400kg	SX027GUGU	£233.73	SX127GU	£59.52
2100mm	900mm	210kg	SX028GUGU	£269.96	SX128GU	£74.13
2400mm	450mm	600kg	SX029GUGU*	£231.01	SX112GU	£58.53
2400mm	600mm	445kg	SX013GUGU	£250.23	SX113GU	£65.00
2400mm	900mm	210kg	SX014GUGU	£297.13	SX114GU	£80.67

Maximum of 5 bays per order, postcode restrictions apply

LINK51



ONLY
£268.86



**SHELF LOAD
UP TO 780kg**

QUICK DELIVERY LONGSPAN SHELVEING BAY

Limited range of our Longspan chipboard shelving bays, available for a quick turnaround.

- Bays are 1800mm high with 3 shelf levels

Width	Depth	Shelf Load	Starter Bay		Extension Bay		Extra Level	
			Code	Price	Code	Price	Code	Price
1800	450	780kg	LS1818452LSTGW3C	£291.87	LE1818452LSTGW3C	£237.98	LXL1818452LSTGW1C	£61.36
1800	600	397kg	LS1818602LSTGW3C	£311.22	LE1818602LSTGW3C	£254.71	LXL1818602LSTGW1C	£66.08
2400	450	464kg	LS1824452LSTGW3C	£346.03	LE1824452LSTGW3C	£292.11	LXL1824452LSTGW1C	£79.42
2400	600	464kg	LS1824602LSTGW3C	£369.93	LE1824602LSTGW3C	£313.45	LXL1824602LSTGW1C	£85.66

For full range
see **PAGE 36**

SHELVING &
RACKING

EVERYDAY SHELVING

ECONOMY SHELVING



SHELF LOAD
44kg

STANDARD DUTY BOLTED METAL SHELVING

Flat pack bolted shelving, designed for domestic and light commercial applications. Shelves may be inverted to use as trays.

- 4 and 5 shelf units have 2 piece uprights, allowing unit height to be adjusted.
- Units are designed to be bolted back to back or wall fixed, for additional stability.

Code	Height	Width	Depth	Shelves	Shelf Load	Finish	Each
VZLDBLG3	780mm	700mm	300mm	3	45kg	Galvanised	£30.48
VZLDBLG4	1500mm	700mm	300mm	4	45kg	Galvanised	£38.76
VZLDBLG5	1500mm	700mm	300mm	5	45kg	Galvanised	£43.47
VZLDBLP3	780mm	700mm	300mm	3	45kg	Black	£34.73
VZLDBLP4	1500mm	700mm	300mm	4	45kg	Black	£44.65
VZLDBLP5	1500mm	700mm	300mm	5	45kg	Black	£52.65

Discounts on project quantities. Special sizes to order.

FROM ONLY
£30.48



Quantity Discounts

Call for
more info

Everyday shelving bays for home, garages & workshops



FROM ONLY
£80.40



SHELF LOAD
90kg

MEDIUM DUTY ADJUSTABLE METAL SHELVING

Medium Duty shelving system with bolted construction, features corner braces for stability.

- 6-shelf unit can also be built as two 3-shelf units
- Light Grey scratch resistant powder coated finish

Code	Height	Width	Depth	Shelves	Each
VZMDBL5	1900mm	900mm	400mm	5	£83.57
VZMDBL6	1900mm	900mm	310mm	6	£80.40

Discounts on project quantities. Special sizes to order.



Fast
Delivery



Quick
Assembly



SHELF LOAD
100kg

HEAVY DUTY ADJUSTABLE METAL SHELVING

Heavy Duty bolted shelving, offering 100kg UDL per level, with traditional bracing and uprights.

- Light Grey scratch resistant powder coated finish
- Braced frame

Code	Height	Width	Depth	Shelves	Each
VZHDBL55	2000mm	1000mm	500mm	5	£127.79

Discounts on project quantities. Special sizes to order.

Please note VZHDBL55 shelving bays come with 5 shelves each.



ONLY
£127.79



FROM ONLY
£39.82



SHELF LOAD
60kg

STANDARD DUTY BOLTLESS OFFICE SHELVING

Flat Pack Standard duty boltless shelving, easily assembled with a rubber mallet.

- Strong boltless shelving
- Black scratch resistant powder coated finish

Code	Height	Width	Depth	Shelves	Each
VZLDBP3	760mm	700mm	300mm	3	£39.82
VZLDBP4	1400mm	700mm	300mm	4	£52.13
VZLDBP5	1500mm	700mm	300mm	5	£62.34

Discounts on project quantities. Special sizes to order.

SAFETY

It is essential that shelving exceeding a height to depth ratio of 4:1 to the top loaded shelf, is securely fixed to a wall or floor. Where shelf units are bolted back to back in runs, the overall depth may be used.





Quantity Discounts

Call for more info



FROM ONLY
£48.28



EASY BUILD BOLTLESS FRAME SHELVING

Flat Pack, Medium Duty, quick assembly shelving, simply slots together without tools. Black scratch resistant powder coated finish.

- Chipboard shelves sit on powder coated framework
- Tall units should be bolted back-to-back, or wall fixed for additional stability.

Code	Height	Width	Depth	Shelves	Each
VZHDF2	940mm	950mm	450mm	2	£48.28
VZHDF3	940mm	950mm	450mm	3	£62.31
VZHDF4	1315mm	1320mm	450mm	4	£99.80
VZHDF5	1880mm	950mm	450mm	5	£110.59

LINK51



FROM ONLY
£134.51



STOCKRAX GALVANISED HEAVY DUTY SHELVING

Three 18mm FSC certified chipboard shelves on galvatite channel beams.

- Bays are 1981mm high
- Extra shelf levels available

Code	Width	Depth	Shelf Load	Each
ESX020CGS*	1500mm	450mm	510kg	£134.51
ESX021CGS	1500mm	600mm	275kg	£145.44
ESX024CGS	1800mm	600mm	365kg	£164.97
ESX027CGS	2100mm	600mm	400kg	£177.70

HEAVY DUTY GALVANISED EXTRA SHELF LEVEL

Chipboard deck on channel beams

Code	Width	Depth	Shelf Load	Each
ESX120CGS	1500mm	450mm	510kg	£32.77
ESX121CGS	1500mm	600mm	275kg	£36.41
ESX124CGS	1800mm	600mm	365kg	£42.91
ESX127CGS	2100mm	600mm	400kg	£43.80

Maximum bay load for bays 1980mm high - 2000kg UDL, maximum bay load for bays over 1980mm high 1500kg UDL



LINK51

FROM ONLY
£113.18



STOCKRAX GALVANISED STANDARD DUTY SHELVING

Quick and easy to assemble, pre galvatite shelving, with either 18mm FSC certified chipboard or galvatite shelves. Manufactured in the UK.

- Three of the galvatite steel shelves sit on beams, the other two on adjustable shelf clips.
- Bays are 1981mm high

Code	Width	Depth	Description	Shelf Load	Each
ESX001MGS*	900mm	300mm	5 Steel shelf levels (3 on J beams & 2 on clips)	68kg	£113.18
ESX004MGS*	900mm	450mm	5 Steel shelf levels (3 on J beams & 2 on clips)	68kg	£130.61
ESX001CGS*	900mm	300mm	5 Chipboard levels on J beams	360kg	£116.05
ESX002CGS*	1200mm	300mm	5 Chipboard levels on J beams	350kg	£145.17
ESX004CGS*	900mm	450mm	5 Chipboard levels on J beams	320kg	£124.19
ESX005CGS*	1200mm	450mm	5 Chipboard levels on J beams	320kg	£158.11

STANDARD DUTY GALVANISED EXTRA SHELF LEVEL

Code	Width	Depth	Description	Shelf Load	Each
ESX101MCGS	900mm	300mm	Steel shelf on clips	68kg	£9.49
ESX104MCGS	900mm	450mm	Steel shelf on clips	68kg	£12.25
ESX101CGS	900mm	300mm	Chipboard deck on J beams	360kg	£15.98
ESX102CGS	1200mm	300mm	Chipboard deck on J beams	350kg	£21.78
ESX104CGS	900mm	450mm	Chipboard deck on J beams	320kg	£17.58
ESX105CGS	1200mm	450mm	Chipboard deck on J beams	320kg	£24.38

LINK51



Quantity Discounts

Call for more info



COMPLETE BAYS FROM ONLY
£165.31

STOCKRAX BAY WITH LINBINS

Ready to build shelving bays, with size 5 black, recycled plastic Linbin small parts storage containers. Speed up item selection by separating the smallest components.

- Comes with Size 5 Linbins - H130mm x W140mm x D280mm
- Blue uprights with light grey beams
- 150kg UDL per shelf (uniformly distributed load)

Code	Height	Width	Depth	No. of Containers	Each
VBLK1BLK	1830mm	900mm	450mm	72	£315.38
VBLK2BLK	915mm	900mm	450mm	36	£165.31

STOCKRAX STANDARD DUTY SHELVING

Simple, tap together, fully adjustable shelving, for quick and economic storage solutions. Take a standard bay and tailor it to your needs by adding shelf levels.

- Stockrax maximises the storage of archive boxes, box files, arch files and many packaged stock items.
- 5 or 6 shelf units, with 18mm chipboard decks
- Bays comprise of 4 uprights, 5 or 6 shelf levels with J-beams, feet and assembly instructions
- Maximum bay load for bays 1981mm high - 1800kg UDL, maximum bay load for bays over 1981mm high - 1500kg UDL

SHELVING & RACKING

PREMIUM tap together shelving system



Fast Delivery



Quick Assembly



Shelves adjustable on 50mm pitch

18mm Chipboard shelf sits within beams

Footplates included

IT'S SO QUICK & EASY!



Unpack and assemble the framework by simply tapping together...



...then drop the shelves into position.

More sizes available.

Call us for more information!



SHELF LOAD UP TO 360kg

LINK51

Quantity Discounts

Call for more info

STOCKRAX STANDARD DUTY SHELVING BAY

					Starter Bay		Extra Shelf	
Height	Width	Depth	No. of Shelves	Shelf Load	Code	Each	Code	Each
1981mm	900mm	300mm	5	360kg	SX001--GU*	£138.38	SX101GU	£18.57
1981mm	1200mm	300mm	5	350kg	SX002--GU*	£172.40	SX102GU	£24.09
1981mm	1500mm	300mm	5	175kg	SX003--GU*	£189.19	SX103GU	£29.20
1981mm	900mm	450mm	5	320kg	SX004--GU*	£144.49	SX104GU	£21.25
1981mm	1200mm	450mm	5	350kg	SX005--GU*	£183.34	SX105GU	£28.06
1981mm	1500mm	450mm	5	175kg	SX006--GU*	£211.84	SX106GU	£33.83
1981mm	900mm	600mm	5	180kg	SX007--GU	£163.18	SX107GU	£23.97
1981mm	1200mm	600mm	5	200kg	SX019--GU	£204.44	SX119GU	£32.22
1981mm	1500mm	600mm	5	175kg	SX008--GU	£236.02	SX108GU	£38.51
1981mm	900mm	380mm	5	300kg	SX192--GU*	£145.59	SX195GU	£20.53
1981mm	1200mm	380mm	5	350kg	SX193--GU*	£173.56	SX196GU	£31.85
1981mm	1200mm	900mm	5	75kg	JSD012--GU	£224.85	JSEX1290GU	£36.68
1981mm	1500mm	380mm	5	175kg	SX194--GU	£233.48	SX197GU	£38.09
1981mm	1500mm	900mm	5	104kg	SX011--GU	£323.86	JSEX1590GU	£52.34
2438mm	900mm	300mm	6	360kg	JSD0014--GU*	£159.00	-	-
2438mm	1500mm	300mm	6	175kg	JSD0021--GU*	£220.15	-	-
2438mm	1200mm	300mm	5	200kg	SX199--GU*	£207.68	SX119GU	£32.22
2438mm	900mm	450mm	6	320kg	JSD0015--GU*	£158.21	-	-
2438mm	1200mm	450mm	6	350kg	JSD0018--GU*	£212.92	-	-
2438mm	1500mm	450mm	6	175kg	JSD0022--GU*	£247.08	-	-
2438mm	1200mm	600mm	6	200kg	JSD0019--GU*	£238.27	-	-
2438mm	900mm	600mm	5	180kg	SX198--GU*	£166.34	SX107GU	£23.97
2438mm	1500mm	600mm	5	175kg	SX200--GU*	£239.20	SX108GU	£38.51
2438mm	1200mm	900mm	6	75kg	JSD0020--GU	£264.70	-	-
2438mm	1500mm	900mm	6	300kg	JSD024--GU	£358.56	-	-

GB RD GU GX

To specify upright colour, insert GB, RD, GU or GX into the product code. Maximum bay load for bays 1980mm high - 2000kg UDL, maximum bay load for bays over 1980mm high - 1500kg UDL.

STOCKRAX HEAVY DUTY SHELVING

Strong and robust adjustable shelving for manufacturing, engineering and production environments. The heavy duty design offers simple and fast assembly, giving you a quick solution to your storage needs.

- Quickly and easily assembled, requiring only a rubber mallet
- Robust and colourful finishes suit any environment
- Wide range of depths and widths, offer flexible and cost effective solutions
- Add extra shelves as required, or ask us to design a system which suits your specific needs
- Max bay load of 3000kg UDL



LINK51



SHELVING & RACKING

More sizes available.
Call us for more information!



STOCKRAX HEAVY DUTY SHELVING BAY

Quantity Discounts
Call for more info



CONNECTOR PLATE

Connector Plates are used to secure adjacent bays together. Four plates are needed to join two bays.

SXSRLGU	£1.65
---------	-------

			Shelving Bay		Extra Shelf	
Width	Depth	Shelf Load	Code	Each	Code	Each
900mm	450mm	320kg	SX203--GU*	£132.41	SX207GU	£25.74
900mm	600mm	180kg	SX204--GU	£143.92	SX208GU	£29.63
1200mm	450mm	350kg	SX201--GU*	£163.53	SX205GU	£36.09
1200mm	600mm	200kg	SX202--GU	£170.79	SX206GU	£38.54
1500mm	450mm	510kg	SX020--GU*	£173.67	SX120GU	£43.77
1500mm	600mm	275kg	SX021--GU	£186.01	SX121GU	£48.42
1500mm	900mm	104kg	SX022--GU	£231.61	SX122GU	£54.63
1800mm	450mm	635kg	SX023--GU*	£200.60	SX109GU	£48.42
1800mm	600mm	365kg	SX024--GU	£216.47	SX110GU	£53.67
1800mm	900mm	210kg	SX025--GU	£261.62	SX111GU	£66.00
2100mm	450mm	650kg	SX026--GU*	£217.93	SX126GU	£53.60
2100mm	600mm	400kg	SX027--GU	£233.73	SX127GU	£59.52
2100mm	900mm	210kg	SX028--GU	£269.96	SX128GU	£74.13
2400mm	450mm	600kg	SX029--GU*	£231.01	SX112GU	£58.53
2400mm	600mm	445kg	SX013--GU	£250.23	SX113GU	£65.00
2400mm	900mm	210kg	SX014--GU	£297.13	SX114GU	£80.67

GB RD GU GX

To specify upright colour, insert GB, RD, GU or GX into the product code, in place of the dashes.

SAFETY

It is essential that shelving exceeding a height to depth ratio of 4:1 to the top loaded shelf, is adequately secured to the floor. Bay codes followed with an * indicate fixings supplied.



Workshop essentials



Linbins & Louvre Panel Kits

Pages 112 - 114



Tool Cabinets

Page 134



Bott Workbenches

Pages 135 - 136

CHROME WIRE SHELVING

SHELVING & RACKING



Fully adaptable systems, offering a multitude of answers, to a variety of storage problems. A hardwearing, smooth, snag free finish, offering strength with style and elegance. Available in 2 finishes - head wearing polished chrome for dry-store areas, or silver-grey antibacterial epoxy coating, suitable for cold rooms, freezers and other damp conditions

- Easy bolt free assembly
- Fully adjustable shelves on 25mm pitch
- Open wire design increases airflow and reduces dust build-up
- Suitable for use in food and medical areas, where a high standard of hygiene must be maintained



Fast Delivery



Quick Assembly



Wire shelving bays can be assembled in minutes. Simply snap the plastic shelf support collars in position on the uprights, then drop the shelf over the uprights and press into place.



Optional Castors can be added to bays to make transporting items around the workplace easy.



FROM ONLY
£89.30

Open wire design increases airflow and reduces dust build-up

Adjustable Feet

Ideal for office use, display or hotels and restaurants



SHELF LOAD
UP TO 300kg

CHROME WIRE SHELVING BAYS

A multi purpose Chrome Wire Shelving Bay with open wire construction that improves product visibility and allows increased air circulation, which minimises the accumulation of dust and moisture.

- 1625mm high starter and extension bays with 4 shelves

			Starter Bay		Extension Bay		Extra Shelf	
Width	Depth	Shelf Load	Code	Each	Code	Each	Code	Each
760mm	305mm	300kg	VEC32	£89.30	VEC32AO	£82.84	VEC1230	£14.09
915mm	305mm	300kg	VEC37	£95.99	VEC37AO	£89.52	VEC1236	£15.76
1220mm	305mm	240kg	VEC38	£112.19	VEC38AO	£105.77	VEC1248	£19.82
760mm	355mm	300kg	VEC35	£99.33	VEC35AO	£92.86	VEC1430	£16.59
915mm	355mm	300kg	VEC36	£105.49	VEC36AO	£99.08	VEC1436	£18.14
1220mm	355mm	240kg	VEC30	£133.35	VEC30AO	£112.47	VEC1448	£21.49
760mm	460mm	300kg	VEC43	£108.84	VEC43AO	£102.42	VEC1830	£21.42
915mm	460mm	300kg	VEC44	£115.55	VEC44AO	£109.11	VEC1836	£20.65
1220mm	460mm	240kg	VEC45	£135.63	VEC45AO	£129.18	VEC1848	£25.67
1520mm	460mm	240kg	VEC46	£161.88	VEC46AO	£155.44	VEC1860	£32.24
1820mm	460mm	240kg	VEC52	£181.94	VEC52AO	£175.49	VEC1872	£37.24
760mm	610mm	300kg	VEC47	£125.59	VEC47AO	£119.14	VEC2430	£23.17
915mm	610mm	300kg	VEC48	£135.63	VEC48AO	£129.18	VEC2436	£25.67
1220mm	610mm	240kg	VEC49	£152.34	VEC49AO	£145.87	VEC2448	£29.83
1520mm	610mm	240kg	VEC50	£181.94	VEC50AO	£175.49	VEC2460	£37.24
1820mm	610mm	240kg	VEC55	£202.01	VEC55AO	£195.53	VEC2472	£48.88



SHELF LOAD
UP TO 300kg

ANTI-BACTERIAL WIRE SHELVING BAYS

Epoxy coated wire shelving bay with anti-bacterial finish. The open wire construction improves product visibility, air circulation and minimises the accumulation of dust and moisture.

- 1625mm high starter bays with 4 shelves
- Fully adjustable shelves on 25mm pitch
- 10 year anti-corrosion guarantee

Width	Depth	Shelf Load	Starter Bay		Extra Shelf	
			Code	Each	Code	Each
760mm	305mm	300kg	VEPP32	£80.16	VEPP1230	£13.14
915mm	305mm	300kg	VEPP37	£90.08	VEPP1236	£14.70
1220mm	305mm	240kg	VEPP38	£95.53	VEPP1248	£17.52
760mm	355mm	300kg	VEPP35	£86.31	VEPP1430	£14.90
915mm	355mm	300kg	VEPP36	£103.14	VEPP1436	£17.96
1220mm	355mm	240kg	VEPP30	£117.79	VEPP1448	£21.61
760mm	460mm	300kg	VEPP43	£92.93	VEPP1830	£16.75
915mm	460mm	300kg	VEPP44	£104.84	VEPP1836	£18.34
1220mm	460mm	240kg	VEPP45	£126.19	VEPP1848	£23.70
1520mm	460mm	240kg	VEPP46	£151.96	VEPP1860	£30.16
1820mm	460mm	240kg	VEPP52	£166.75	VEPP1872	£33.85
760mm	610mm	280kg	VEPP47	£114.51	VEPP2430	£20.81
915mm	610mm	300kg	VEPP48	£123.94	VEPP2436	£23.15
1220mm	610mm	240kg	VEPP49	£145.42	VEPP2448	£28.50
1520mm	610mm	240kg	VEPP50	£181.15	VEPP2460	£37.46
1820mm	610mm	240kg	VEPP55	£209.70	VEPP2472	£44.60



SHELF LOAD
240-300kg

LIPPED CHROME SHELF

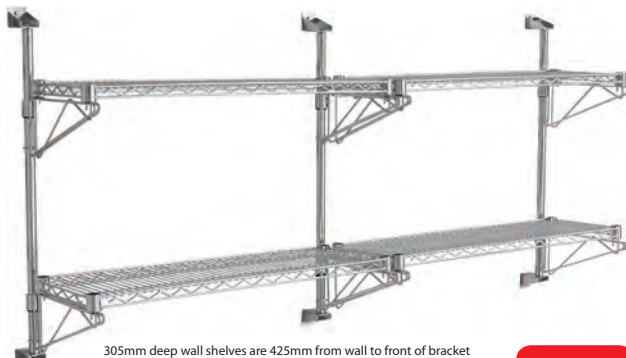
Special shelf with 25mm high lip on all edges, to keep stock on the shelves.

Code	Width	Depth	Shelf Load	Each
VELS1836	915mm	460mm	300kg	£18.74
VELS1848	1220mm	460mm	240kg	£23.18

CHROME SHELF DIVIDERS

Dividers run from the front to the back of a shelf to create picking locations or designated storage areas.

Code	Height	Depth	Each
VSD12	170mm	305mm	£3.91
VSD14	170mm	355mm	£4.31
VSD18	170mm	460mm	£4.68
VSD24	170mm	610mm	£5.84



305mm deep wall shelves are 425mm from wall to front of bracket
355mm deep wall shelves are 475mm from wall to front of bracket
460mm deep wall shelves are 580mm from wall to front of bracket

FROM ONLY
£40.71

Great choice for cold stores & hygienic environments



SHELVING & RACKING



CASTOR LOAD
210-300kg

CASTORS FOR CHROME SHELVING

Create trolleys from shelving bays for the safe movement of goods. Priced individually.

Code	Description	Type	Each
VR75BR	75mm Braked	210kg	£8.59
VR120BR	120mm Braked	300kg	£12.53
VR75UB	75mm Unbraked	210kg	£7.82
VR120UB	120mm Unbraked	300kg	£11.68



CHROME CANTILEVER WALL MOUNTED WIRE SHELVING

Create additional storage space, where floor mounted shelving is not possible.

- Includes 2 x 610mm wall posts and fixing brackets, shelf/shelves and 2 support arms for each shelf

Code	Shelves	Width	Depth	Each
VCW30076/1	1	760mm	305mm	£40.71
VCW30091/1	1	915mm	305mm	£41.39
VCW30122/1	1	1220mm	305mm	£44.43
VCW35076/1	1	760mm	355mm	£48.01
VCW35091/1	1	915mm	355mm	£50.48
VCW35121/1	1	1220mm	355mm	£55.35
VCW46076/1	1	760mm	460mm	£52.25
VCW46091/1	1	915mm	460mm	£54.69
VCW46122/1	1	1220mm	460mm	£60.24
VCW30076/2	2	760mm	305mm	£65.66
VCW30091/2	2	915mm	305mm	£67.03
VCW30122/2	2	1220mm	305mm	£73.17
VCW35076/2	2	760mm	355mm	£80.29
VCW35091/2	2	915mm	355mm	£85.23
VCW35121/2	2	1220mm	355mm	£94.88
VCW46076/2	2	760mm	460mm	£88.81
VCW46091/2	2	915mm	460mm	£93.66
VCW46122/2	2	1220mm	460mm	£104.67

EVERYDAY SHELVING

EKO FIT SHELVING

Anodised aluminium plastic slat shelving system, that offers heavy duty loading and easy to remove slats for cleaning. Ideal for use in all food service areas including coldrooms and freezers.

- Easy bolt free assembly
- Fully adjustable shelves on 150mm pitch
- Polyethylene shelf slats food certified
- Temperature resistant- from -30°C to +90°C
- Ventilated shelves to promote airflow
- 1000kg bay load
- NSF and NF accredited



Fast
Delivery




Quick
Assembly



**PREMIUM food service solution -
ideal for coldrooms & freezers**



The plastic shelf slats are easy to remove for cleaning and are manufactured from bacteria and acid proof raw materials.



Shelf slats can be removed and cleaned in a dishwasher. Frames should be wiped clean with a dry cloth. If a damp clean is required, ensure the area is dried well. Do not use corrosive or abrasive cleaners on the frames.



Other Sizes Available



STARTER BAYS
FROM ONLY
£308.00



**SHELF LOAD
UP TO 250kg**

EKO FIT SHELVING BAYS

Flexible anodised aluminium shelving system with removable polyethylene shelf slats for easy cleaning.

- 1700mm high starter and extension bays with 4 shelf levels

			Starter Bay		Extension Bay		Extra Shelf	
Width	Depth	Shelf Load	Code	Each	Code	Each	Code	Each
770mm	375mm	250kg	KFS375/17/4	£308.00	AOKFS375/17/4	£238.00	KFS375	£42.00
920mm	375mm	240kg	KFS379/17/4	£320.00	AOKFS379/17/4	£250.00	KFS379	£45.00
1070mm	375mm	220kg	KFS383/17/4	£340.00	AOKFS383/17/4	£270.00	KFS383	£50.00
1220mm	375mm	220kg	KFS387/17/4	£364.00	AOKFS387/17/4	£294.00	KFS387	£56.00
1370mm	375mm	200kg	KFS391/17/4	£380.00	AOKFS391/17/4	£310.00	KFS391	£60.00
1520mm	375mm	180kg	KFS395/17/4	£396.00	AOKFS395/17/4	£326.00	KFS395	£64.00
1820mm	375mm	150kg	KFS403/17/4	£436.00	AOKFS403/17/4	£366.00	KFS403	£74.00
770mm	450mm	250kg	KFS450/17/4	£320.00	AOKFS450/17/4	£248.00	KFS450	£44.00
920mm	450mm	240kg	KFS454/17/4	£336.00	AOKFS454/17/4	£264.00	KFS454	£48.00
1070mm	450mm	220kg	KFS458/17/4	£356.00	AOKFS458/17/4	£284.00	KFS458	£53.00
1220mm	450mm	220kg	KFS462/17/4	£380.00	AOKFS462/17/4	£308.00	KFS462	£59.00
1370mm	450mm	200kg	KFS466/17/4	£396.00	AOKFS466/17/4	£324.00	KFS466	£63.00
1520mm	450mm	180kg	KFS470/17/4	£416.00	AOKFS470/17/4	£344.00	KFS470	£68.00
1820mm	450mm	150kg	KFS478/17/4	£460.00	AOKFS478/17/4	£388.00	KFS478	£79.00
770mm	600mm	250kg	KFS600/17/4	£348.00	AOKFS600/17/4	£272.00	KFS600	£49.00
920mm	600mm	240kg	KFS604/17/4	£368.00	AOKFS604/17/4	£292.00	KFS604	£54.00
1070mm	600mm	220kg	KFS608/17/4	£388.00	AOKFS608/17/4	£312.00	KFS608	£59.00
1220mm	600mm	220kg	KFS612/17/4	£416.00	AOKFS612/17/4	£340.00	KFS612	£66.00
1370mm	600mm	200kg	KFS616/17/4	£440.00	AOKFS616/17/4	£364.00	KFS616	£72.00
1520mm	600mm	180kg	KFS620/17/4	£460.00	AOKFS620/17/4	£384.00	KFS620	£77.00
1820mm	600mm	150kg	KFS628/17/4	£512.00	AOKFS628/17/4	£436.00	KFS628	£90.00

SPUR STEEL-LOK SHELVING

Spur Steel-Lok shelving is a versatile, durable and strong, wall mountable shelving product. Ideal for home, office and many educational establishments, it provides an inexpensive solution, when it is necessary to use wall mounted shelving. Available in a number of colours on request.

- Simply slot together to create a truly flexible and totally bespoke solution to fit your needs
- Fully adjustable shelves

STRONG wall mounted shelving system

SPUR



SHELF LOAD UP TO 100kg

SPUR BRACKETS

Genuine Spur Steel-Lok brackets clip into our Spur Wall Mounted Uprights. Designed to take Spur steel shelves, or can be used with wooden shelves - veneered, mdf, plywood etc.

- Scratch resistant powder coated finish
- High strength 1.5mm thick quality steel

Code	Depth	Shelf Load	Type	Pack Quantity	Pack
10XZZSLBH14W	145mm	83kg	2 slot base	10	£10.03
10XZZSLBH22W	220mm	75kg	2 slot base	10	£12.89
10XZZSLBH27W	270mm	60kg	2 slot base	10	£13.37
10XZZSLBH32W	320mm	55kg	2 slot base	10	£24.35
10XZZSLBH37W	370mm	100kg	3 slot base	10	£23.40
10XZZSLBH47W	470mm	72kg	3 slot base	10	£42.50
10XZZSLBR47W	470mm	85kg	reinforced - 4 slot base	10	£53.72
10XZZSLBR61W	610mm	75kg	reinforced - 4 slot base	10	£70.67



SHELF LOAD UP TO 200kg

SPUR SHELVES

Genuine Spur Steel Shelves fit into the Steel-Lok brackets. Easy to clean and fully adjustable. Available in seven depths as listed.

- Scratch resistant powder coated finish
- Special sizes, colours and large volumes available upon request

Code	Width	Depth	Pack Quantity	Pack
4XZZSL151000W	1000mm	150mm	4	£58.46
4XZZSL2251000W	1000mm	220mm	4	£64.61
4XZZSL2751000W	1000mm	270mm	4	£68.59
4XZZSL3251000W	1000mm	320mm	4	£74.57
4XZZSL3751000W	1000mm	370mm	4	£78.80
4XZZSL4751000W	1000mm	470mm	4	£97.90
4XZZSL6151000W	1000mm	610mm	4	£114.84

Full range of colours available, please call for further details



Fast Delivery



Quick Assembly

Quantity Discounts

Call for more info

FROM ONLY **£10.03**



SPUR SHELVING KITS

Genuine Spur Steel-Lok is internationally recognised as a premium quality British made brand of choice. These packs are complete with 2 x uprights, 3 x 1m long shelves, 6 x brackets and 6 x spring rod book ends. Standard units are painted in Frost White. A full range of accessories are available, including upright fixing kits, screw caps, presentation shelves, garment rails and board fixing clips.

- Made in the UK for over 65 years
- High strength quality steel, with a scratch resistant powder coated finish
- Adjustable shelf levels

Code	Height	Width	Depth	Shelves	Shelf Load	Pack
VZTS3KIT220	1000mm	1000mm	220mm	3	150kg	£83.61
VZTS3KIT270	1000mm	1000mm	270mm	3	120kg	£87.30
VZTS3KIT320	1000mm	1000mm	320mm	3	110kg	£104.94
VZTS3KIT370	1000mm	1000mm	370mm	3	200kg	£107.62

Bulk order discounts, please call for further details

KITS START FROM ONLY **£83.61**



SPUR UPRIGHTS

Genuine Spur Steel-Lok uprights. Available in ten standard heights. Spur uprights have a 31.75mm pitch.

- Scratch resistant powder coated finish
- High strength 2mm thick quality steel

Code	Height	Pack Quantity	Pack
10XZZSLU05W	170mm	10	£13.85
10XZZSLU052W	520mm	10	£26.98
10XZZSLU071W	710mm	10	£26.98
10XZZSLU100W	1000mm	10	£42.73
10XZZSLU122W	1220mm	10	£48.70
10XZZSLU150W	1500mm	10	£60.64
10XZZSLU180W	1795mm	10	£72.82
10XZZSLU198W	1980mm	10	£76.87
10XZZSLU220W	2200mm	10	£84.99
10XZZSLU240W	2400mm	10	£92.15

Bulk order discounts. Special lengths are available, please call for details

SPUR BOOKENDS

Genuine Spur Spring Rod Bookends clip into our Spur Wall Mounted Uprights. Supplied in pairs.

- Scratch resistant powder coated finish
- Special sizes, colours and large volumes available upon request

Code	Depth	Pack
ZZSLSR15W	150mm	£6.54
ZZSLSR20W	200mm	£7.14
ZZSLSR25W	250mm	£7.97

Bulk order discounts, please call for further details

SHELVING & RACKING

ARCHIVE, FILING & BIN BAYS

SHELVING & RACKING



35 boxes



70 boxes

LINK51



SHELF LOAD
UP TO 635kg

ARCHIVE SHELVING BAYS

These easy to assemble shelving bays, come complete with archive boxes in 4 different profiles, to meet most archiving requirements.

- Boxes are: 266H x 356W x 445Dmm with internal dimensions of 254H x 330W x 407Dmm
- Uprights finished in Red

Code	Boxes Stored	Height	Width	Depth	Shelf Load	Each
JAU30RDGU	30	2050mm	1800mm	450mm	635kg	£359.62
JAU35RDGU	35	2270mm*	1800mm	450mm	635kg	£388.49
JAU60RDGU	60	2050mm	1800mm	900mm	210kg	£574.02
JAU70RDGU	70	2270mm*	1800mm	900mm	210kg	£628.90

* Height to top of box

COMPLETE BAY
FROM ONLY
£359.62



EXTRA ARCHIVE BOX

Code	Height	Width	Depth	Each
FBFFAS005	266mm	356	445mm	£5.01

ONLY
£5.01

LINK51



SHELF LOAD
150kg

LEVER ARCH FILE SHELVING

Economic solution to keep files tidy in the office. Easy to assemble shelving bays, complete with A4 or foolscap file holders.

- Choice of 20 or 50 file capacity bays
- Three or six shelf unit supplied with file holders
- Bays are available in a choice of upright colours with Light Grey beams

Code	Files Stored	Height	Width	Depth	Each
20A4--GU	20	915mm	1000mm	300mm	£116.47
50A4--GU*	50	1980mm	1000mm	300mm	£242.08



To specify upright colour insert GB, RD, GU or GX into the product code.

COMPLETE BAY
FROM ONLY
£116.47

SAFETY

It is essential that shelving exceeding a height to depth ratio of 4:1 to the top loaded shelf, is adequately secured to the floor. Bay codes followed with an * indicate floor fixings supplied.



LINK51



SHELF LOAD
70kg

STORMOR BIN UNITS

Choice of compartments sizes. You can move or remove dividers, to create different configurations as you wish.

- Overall bay size 1850H x 900W x 300Dmm
- Shelves are pierced every 75mm to accept dividers
- Supplied KD, ready for self assembly

Code	No. of CMPTS	CMPT size H x W x D mm	Type	Each
SBU18593/12S*	12	300 x 450 x 300	Starter	£166.18
SBU18593/12E*	12	300 x 450 x 300	Extension	£184.44
SBU18593/18S*	18	300 x 300 x 300	Starter	£144.20
SBU18593/18E*	18	300 x 300 x 300	Extension	£162.46

Adjustable Dividers

STARTER BAYS
FROM ONLY
£166.18



16 compartments



18 compartments



36 compartments



SHELF LOAD
40kg

Ready Assembled

STEEL BIN SHELVING

High density Steel Bin Shelving for clear identification of stored components.

- Bays are 1850mm high and 942mm wide
- Manufactured from heavy 1mm and 1.2mm steel
- All units are supplied fully assembled, ready for immediate use

Code	Description	Depth	Each
VRBF141	16 compartments - W445mm x H220mm	355mm	£387.61
VRBF142	16 compartments - W445mm x H220mm	460mm	£423.28
VRBF147	18 compartments - W296mm x H293mm	355mm	£410.61
VRBF148	18 compartments - W296mm x H293mm	460mm	£451.85
VRBF144	36 compartments - W148mm x H293mm	355mm	£509.16
VRBF145	36 compartments - W148mm x H293mm	460mm	£563.56

FROM ONLY
£387.61

IKON OFFICE SHELVING

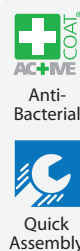


SHELVING & RACKING

PROBE

The Probe Ikon range is made in the UK. Its white and stylish finish, makes it a strong choice for commercial environments. The ActiveCoat anti-bacterial powder coating makes this system ideal for clean environments.

- All bays are 1830mm high with 6 shelf levels and are quick & easy to assemble
- Maximum shelf load 100kg
- Maximum bay load 600kg
- Full range of accessories available; including doors, dividers, pull-out shelves and file cradles



The White finish makes it ideal for office storage applications

Other Accessories Available



More sizes available.
Call us for more information!



SHELF LOAD 100kg

IKON OPEN BACK SHELVING BAYS

FROM **£112.97**

			Starter Bay		Extension Bay	
Width	Depth	Shelf Load	Code	Each	Code	Each
900mm	300mm	100kg	VMS18900300OST*	£112.97	VMS18900300OEX*	£92.74
900mm	350mm	100kg	VMS18900350OST*	£122.40	VMS18900350OEX*	£100.28
900mm	400mm	100kg	VMS18900400OST*	£131.98	VMS18900400OEX*	£107.68
900mm	450mm	100kg	VMS18900450OST*	£143.31	VMS18900450OEX*	£116.32
900mm	600mm	100kg	VMS18900600OST*	£185.44	VMS18900600OEX*	£150.98
1000mm	300mm	100kg	VMS181000300OST*	£116.11	VMS181000300OEX*	£95.91
1000mm	350mm	100kg	VMS181000350OST*	£125.86	VMS181000350OEX*	£103.77
1000mm	400mm	100kg	VMS181000400OST*	£136.06	VMS181000400OEX*	£111.76
1000mm	450mm	100kg	VMS181000450OST*	£147.36	VMS181000450OEX*	£120.38
1000mm	600mm	100kg	VMS181000600OST*	£191.28	VMS181000600OEX*	£156.80



Quantity Discounts



More sizes available.
Call us for more information!



SHELF LOAD 100kg

IKON REAR CLAD SHELVING BAYS

			Starter Bay		Extension Bay	
Width	Depth	Shelf Load	Code	Each	Code	Each
900mm	300mm	100kg	VMS18900300CST*	£135.74	VMS18900300CEX*	£115.54
900mm	350mm	100kg	VMS18900350CST*	£145.18	VMS18900350CEX*	£123.08
900mm	400mm	100kg	VMS18900400CST*	£154.78	VMS18900400CEX*	£130.47
900mm	450mm	100kg	VMS18900450CST*	£166.08	VMS18900450CEX*	£139.10
900mm	600mm	100kg	VMS18900600CST*	£208.23	VMS18900600CEX*	£173.75
1000mm	300mm	100kg	VMS181000300CST*	£139.23	VMS181000300CEX*	£119.00
1000mm	350mm	100kg	VMS181000350CST*	£148.96	VMS181000350CEX*	£126.86
1000mm	400mm	100kg	VMS181000400CST*	£159.16	VMS181000400CEX*	£134.85
1000mm	450mm	100kg	VMS181000450CST*	£170.48	VMS181000450CEX*	£143.50
1000mm	600mm	100kg	VMS181000600CST*	£214.38	VMS181000600CEX*	£179.91

COMMERCIAL SHELVING

STORMOR OPEN FRAME SHELVING

Versatile and fully adjustable, open upright shelving system. Ideal for general storage. The slim profile uprights and shelves are aesthetically pleasing, making Stormor Open shelving ideal for today's modern office and commercial environment.

- All steel construction
- Supplied flat pack for easy assembly
- Light Grey paint finish
- Easily adjustable shelves on 25mm pitch



Anti-Bacterial



Quick Assembly

Ideal for general purpose storage applications

SHELVING & RACKING



Each shelf sits on 4 shelf clips

Slim 20mm profile uprights combine with 25mm section shelves, to be aesthetically pleasing and maximises the available storage space.

LINK51



Shelving Starter and Extension bays make ordering easy. To create a run just order a starter bay and the correct number of extensions bays.



Open starter bay

Open extension bay

STARTER BAYS FROM ONLY
£116.55

Quantity Discounts

Call for more info



The open frame design offers an economical solution for general storage requirements..



Shelves can be set at different positions, to accommodate different sized items.

More sizes available.
Call us for more information!



SHELF LOAD UP TO 70kg

OPEN SHELVING BAY

Side and rear of bays are open sided with cross bracing



Height	Width	Depth	Shelves	Shelf Load	Starter Bay		Extension Bay		Extra Shelf	
					Code	Each	Code	Each	Code	Each
1850	1000	300	6	70kg	SMM18130OS6*	£116.55	SMM18130OE6*	£91.62	SMS130	£9.43
1850	1000	370	6	70kg	SMM18137OS6*	£125.67	SMM18137OE6*	£100.43	SMS137	£10.84
1850	1000	450	6	70kg	SMM18145OS6*	£126.73	SMM18145OE6*	£105.16	SMS145	£12.25
1850	1000	600	6	45kg	SMM18160OS6*	£144.72	SMM18160OE6*	£122.42	SMS160	£15.00
1850	1250	300	6	45kg	SMM181230OS6*	£133.28	SMM181230OE6*	£108.35	SMS1230	£11.85
1850	1250	370	6	45kg	SMM181237OS6*	£144.88	SMM181237OE6*	£119.62	SMS1237	£13.68
1850	1250	450	6	45kg	SMM181245OS6*	£148.54	SMM181245OE6*	£127.00	SMS1245	£15.51
2150	1000	300	6	70kg	SMM21130OS6*	£128.78	SMM21130OE6*	£100.25	SMS130	£9.43
2150	1000	370	6	70kg	SMM21137OS6*	£138.09	SMM21137OE6*	£109.15	SMS137	£10.84
2150	1000	450	6	70kg	SMM21145OS6*	£147.55	SMM21145OE6*	£118.10	SMS145	£12.25
2150	1000	600	6	45kg	SMM21160OS6*	£157.86	SMM21160OE6*	£131.51	SMS160	£15.00
2150	1250	300	6	45kg	SMM211230OS6*	£146.62	SMM211230OE6*	£118.09	SMS1230	£11.85
2150	1250	370	6	45kg	SMM211237OS6*	£158.39	SMM211237OE6*	£129.45	SMS1237	£13.68
2150	1250	450	6	45kg	SMM211245OS6*	£170.49	SMM211245OE6*	£141.03	SMS1245	£15.51
2450	1000	300	7	70kg	SMM24130OS7*	£142.39	SMM24130OE7*	£111.77	SMS130	£9.43
2450	1000	370	7	70kg	SMM24137OS7*	£153.11	SMM24137OE7*	£122.08	SMS137	£10.84
2450	1000	450	7	70kg	SMM24145OS7*	£163.95	SMM24145OE7*	£132.42	SMS145	£12.25
2450	1250	300	7	45kg	SMM241230OS7*	£162.65	SMM241230OE7*	£132.02	SMS1230	£11.85
2450	1250	370	7	45kg	SMM241237OS7*	£176.26	SMM241237OE7*	£145.22	SMS1237	£13.68
2450	1250	450	7	45kg	SMM241245OS7*	£190.15	SMM241245OE7*	£158.62	SMS1245	£15.51

SAFETY

It is essential that shelving exceeding a height to depth ratio of 4:1 to the top loaded shelf is adequately secured to the floor. Bay codes followed with an * indicate floor fixings supplied.



STORMOR CLAD FRAME SHELVING

A cost effective, fully adjustable single skin, upright shelving system. Stormor clad uprights are manufactured from one-piece steel and features a delta front edge with no sharp edges, which eliminates snagging when loading shelves.

- Choice of open back or back clad shelving bays
- Light Grey paint finish
- Supplied flat pack with 6 shelves for easy assembly
- Easily to adjust shelves on 25mm pitch



Ideal for commercial storage applications



Shelving Starter and Extension bays make ordering easy. To create a run just order a starter bay and the correct number of extensions bays.

LINK51

Quantity Discounts

Call for more info



SHELVING & RACKING

**More sizes available.
Call us for more information!**



**SHELF LOAD
UP TO 78kg**



**STARTER BAYS
FROM ONLY
£110.14**



OPEN BACK SHELVING BAY

Side clad with rear of bays cross bracing

CLAD BACK SHELVING BAY

Side and rear of bays are solid clad

Height	Width	Depth	Shelf Load	Starter Bay		Extension Bay		Starter Bay		Extension Bay		Extra Shelf	
				Code	Each	Code	Each	Code	Each	Code	Each	Code	Each
1850	1000	300	78kg	SMS181300S6*	£110.14	SMS181300E6*	£87.42	SMS18130CS6*	£147.03	SMS18130CE6*	£124.32	SMS130	£9.43
1850	1000	370	78kg	SMS181370S6*	£125.10	SMS181370E6*	£99.15	SMS18137CS6*	£162.00	SMS18137CE6*	£136.04	SMS137	£10.84
1850	1000	450	78kg	SMS181450S6*	£130.13	SMS181450E6*	£105.89	SMS18145CS6*	£167.02	SMS18145CE6*	£142.77	SMS145	£12.25
1850	1000	600	45kg	SMS181600S6*	£160.14	SMS181600E6*	£129.14	SMS18160CS6*	£197.03	SMS18160CE6*	£166.03	SMS160	£15.00
1850	1250	300	45kg	SMS1812300S6*	£126.87	SMS1812300E6*	£104.16	SMS181230CS6*	£169.82	SMS181230CE6*	£147.10	SMS1230	£11.85
1850	1250	370	45kg	SMS1812370S6*	£144.29	SMS1812370E6*	£118.34	SMS181237CS6*	£187.24	SMS181237CE6*	£161.29	SMS1237	£13.68
1850	1250	450	45kg	SMS1812450S6*	£151.96	SMS1812450E6*	£127.72	SMS181245CS6*	£194.91	SMS181245CE6*	£170.67	SMS1245	£15.51
2150	1000	300	78kg	SMS211300S6*	£118.72	SMS211300E6*	£93.73	SMS21130CS6*	£157.32	SMS21130CE6*	£132.33	SMS130	£9.43
2150	1000	370	78kg	SMS211370S6*	£134.35	SMS211370E6*	£105.80	SMS21137CS6*	£172.93	SMS21137CE6*	£144.38	SMS137	£10.84
2150	1000	450	78kg	SMS211450S6*	£148.30	SMS211450E6*	£117.01	SMS21145CS6*	£186.88	SMS21145CE6*	£155.58	SMS145	£12.25
2150	1000	600	45kg	SMS211600S6*	£171.61	SMS211600E6*	£136.92	SMS21160CS6*	£210.21	SMS21160CE6*	£175.50	SMS160	£15.00
2150	1250	300	45kg	SMS2112300S6*	£136.57	SMS2112300E6*	£111.59	SMS211230CS6*	£181.24	SMS211230CE6*	£156.27	SMS1230	£11.85
2150	1250	370	45kg	SMS2112370S6*	£154.64	SMS2112370E6*	£126.11	SMS211237CS6*	£199.32	SMS211237CE6*	£170.79	SMS1237	£13.68
2150	1250	450	45kg	SMS2112450S6*	£171.24	SMS2112450E6*	£139.93	SMS211245CS6*	£215.93	SMS211245CE6*	£184.61	SMS1245	£15.51



Starter and extension bays of open back shelving, are used to create this run of shelving



Shelf dividers are used to create 'pigeon holes' in these clad Stormor bays. These are adjustable along the shelf width.

SAFETY

It is essential that shelving exceeding a height to depth ratio of 4:1 to the top loaded shelf, is adequately secured to the floor. Bay codes followed with an * indicate floor fixings supplied.



Staff lockers



Lockers

Pages 58 - 63

STORMOR DOUBLE SKIN FRAME SHELVING

An economical and fully adjustable shelving system - ideal for general purpose applications. Designed for commercial and professional archiving applications it is aesthetically pleasing, with clear entry and concealed clips. The system satisfies the requirements of BS EN 16893 2018

- Choice of open back or back clad shelving bays
- Light Grey paint finish
- Supplied flat pack with 6 shelves for easy assembly
- Easily adjustable shelves on 25mm pitch
- All bays are 1000mm clear between uprights (1042mm overall) and come as KD kit complete with all necessary fixings and assembly instructions
- ActiveCoat microbial paint finish



Double skin uprights allows the full shelf width to be used, with clear unimpeded access, for easy insertion and removal of files or archive material.

SHELVING & RACKING



Shelving Starter and Extension bays make ordering easy. To create a run, just order a starter bay and the correct number of extensions bays.



Anti-Bacterial



Quick Assembly

STARTER BAYS FROM ONLY **£157.30**

Quantity Discounts

Call for more info



Open back starter bay

Open back extension bay

Clad back extension bay

LINK51

More sizes available.
Call us for more information!



SHELF LOAD UP TO 78kg



OPEN BACK SHELVING BAY

Side clad with rear of bays cross bracing

CLAD BACK SHELVING BAY

Side and rear of bays are solid clad

Height	Width	Depth	Shelf Load	Starter Bay		Extension Bay		Starter Bay		Extension Bay		Extra Shelf	
				Code	Each	Code	Each	Code	Each	Code	Each	Code	Each
1850mm	1000mm	300mm	78kg	SMD18130OS6*	£157.30	SMD18130OE6*	£117.70	SMD18130CS6*	£202.40	SMD18130CE6*	£161.70	SMS130	£9.43
1850mm	1000mm	370mm	78kg	SMD18137OS6*	£180.40	SMD18137OE6*	£134.20	SMD18137CS6*	£225.50	SMD18137CE6*	£180.40	SMS137	£10.84
1850mm	1000mm	450mm	78kg	SMD18145OS6*	£200.20	SMD18145OE6*	£148.50	SMD18145CS6*	£245.30	SMD18145CE6*	£193.60	SMS145	£12.25
1850mm	1000mm	600mm	45kg	SMD18160OS6*	£248.60	SMD18160OE6*	£181.50	SMD18160CS6*	£293.70	SMD18160CE6*	£226.60	SMS160	£15.00
2150mm	1000mm	300mm	78kg	SMD21130OS6*	£171.60	SMD21130OE6*	£127.60	SMD21130CS6*	£217.80	SMD21130CE6*	£173.80	SMS130	£9.43
2150mm	1000mm	370mm	78kg	SMD21137OS6*	£196.90	SMD21137OE6*	£145.20	SMD21137CS6*	£242.00	SMD21137CE6*	£190.30	SMS137	£10.84
2150mm	1000mm	450mm	78kg	SMD21145OS6*	£217.80	SMD21145OE6*	£160.60	SMD21145CS6*	£264.00	SMD21145CE6*	£205.70	SMS145	£12.25
2150mm	1000mm	600mm	45kg	SMD21160OS6*	£269.50	SMD21160OE6*	£195.80	SMD21160CS6*	£314.60	SMD21160CE6*	£240.90	SMS160	£15.00

SAFETY

It is essential that shelving exceeding a height to depth ratio of 4:1 to the top loaded shelf, is adequately secured to the floor. Bay codes followed with an * indicate floor fixings supplied.



STORMOR ACCESSORIES

Our range of accessories are interchangeable across the Stormor shelving range, making it ideal for the creation of custom designed storage facilities.

Accessories can be easily retro-fitted allowing you to add to your shelving, as your storage needs change.



BIN FRONT

When fitted, this prevents items falling off the front of the shelves

- When used with dividers, this forms compartments for bins

Code	Height	Width	Each
SZABF025F1000GU	25mm	1000mm	£7.15
SZABF050F1000GU	50	1000mm	£7.77
SZABF075F1000GU	75	1000mm	£8.91
SZABF100F1000GU	100	1000mm	£9.68
SZAPPLUG			£0.36

25 & 50mm high fronts require 2 off SZAPLUG, 75 & 100mm high fronts require 4 off SZAPLUG



FULL HEIGHT DOOR KITS FOR OPEN BAY SHELVING

Hinged doors transform shelving into a secure storage cupboard

- Doors feature vertical stiffeners and 3-point locking
- Light grey textured paint finish, fits 1000mm bays only

Code	Height	Each
SZADM1850H1000GU	1850mm	£216.68
SZADM2150H1000GU	2150mm	£229.34


FULL HEIGHT DOOR KITS FOR SIDE CLAD SHELVING

Hinged doors transform shelving into a secure storage cupboard

- Doors feature vertical stiffeners and 3-point locking
- Light grey textured paint finish, fits 1000mm bays only

Code	Height	Each
SZADS1850H1000GU	1850mm	£220.31
SZADS2150H1000GU	2150mm	£231.96

Doors cannot be put on consecutive bays using Stormor Side Clad shelving



PULL OUT FILE CRADLE

Can accommodate A4 and foolscap top loaded suspension files. 45kg max shelf load.

- Cradle slides out on telescopic arms
- Light grey finish, fits 1000mm bays only

Code	Depth	Each
SZPOFC1000370GU	370mm	£127.63
SZPOFC1000450GU	450mm	£149.26



BACK STOP

Zinc plated rod fits across the rear of the bays, in order to prevent items falling off the back

Code	Width	Each
SZABS004R1000ZC	1000mm	£3.20



GARMENT HANGING

A system of rails and brackets, which fit within the bay widths, to allow for the hanging of garments

- Rails can be repositioned as required

Code	Description	Depth	Each
SZAGR25S1000GS	Rail 25mm Dia x 1000mm		£4.66
SZAHSC1225300GU	Support Channel	300mm	£7.56
SZAHSC1225450GU	Support Channel	450mm	£9.73
SZAHSC1225600GU	Support Channel	600mm	£10.28



PART HEIGHT DIVIDER

A 150mm high divider, which slots into either the top or bottom of a shelf, to provide storage sections or support for files

Code	Height	Depth	Each
SZDP370GU	150mm	370mm	£4.35
SZDP450GU	150mm	450mm	£4.94
SZDP600GU	150mm	600mm	£5.90



PULL OUT DRAWER

Pull-out drawer available in 2 heights. Ideal for storage of CD's. 55kg max drawer load.

- Drawer slides out on telescopic arms
- Light grey finish, fits 1000mm bays only

Code	Height	Depth	Each
SZPOD1000370P100GU	100mm	370mm	£151.42
SZPOD1000370P150GU	150mm	370mm	£152.51
SZPOD1000450P150GU	150mm	450mm	£163.32



DOCUMENT SHELF DIVIDER

The slim profile divider is designed to be used with paper storage

Code	Height	Depth	Each
SZDF300300GU	300mm	300mm	£3.05
SZDF300370GU	300mm	370mm	£3.62
SZDF300450GU	300mm	450mm	£4.00
SZDF400300GU	400mm	300mm	£4.70
SZDF400370GU	400mm	370mm	£5.68
SZDF400450GU	400mm	450mm	£6.34
SZDF450300GU	450mm	300mm	£5.04
SZDF450370GU	450mm	370mm	£6.08
SZDF450450GU	450mm	450mm	£6.81



GENERAL PURPOSE DIVIDER

Used to divide shelves horizontally into smaller storage compartments.

Code	Height	Depth	Each
0150DP0300GU	150mm	300mm	£3.96
0150DP0450GU	150mm	450mm	£4.62
0150DP0600GU	150mm	600mm	£5.60
0300DF0300GU	300mm	300mm	£4.17
0300DF0370GU	300mm	370mm	£4.43
0300DF0400GU	300mm	400mm	£4.56
0300DF0450GU	300mm	450mm	£4.76
0400DF0300GU	400mm	300mm	£4.87
0400DF0370GU	400mm	370mm	£5.22
0400DF0450GU	400mm	450mm	£5.66
0450DF0300GU	450mm	300mm	£5.21
0450DF0370GU	450mm	370mm	£5.66
0450DF0450GU	450mm	450mm	£6.15



PULL OUT SHELF

Provides a flat and stable work surface within a storage bay.

- Shelf slides out on telescopic arms. 25kg max shelf load
- Light grey finish, fits 1000mm bays only

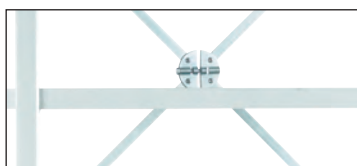
Code	Depth	Each
SZPORS1000370GU	370mm	£110.32
SZPORS1000450GU	450mm	£123.30

INDUSTRIAL SHELVING

EURO SHELVING

Heavy duty, fully adjustable steel shelving system offers simple and fast assembly. Shelves are located on clips, which slot into the upright, creating an extremely rigid structure, in which shelves can be repositioned when required. With its modular design, you can extend the shelving system at any time, to meet your future storage requirements. Easy clip together assembly.

- Robust steel shelving, designed to suit any working environment
- Each bay comes with 6 steel shelves
- UDL Shelf loads 300, 400 and 450d mm shelves - 160kg. 600d mm shelf - 135kg
- Available as Open All Round or Fully Clad bays



EURO SHELVING EXTRA CROSS BRACING

Each brace assembly provides essential bracing for 12 bays of open shelving. Starter bays come complete with braces but extra braces are required if run exceeds 11 extension bays.

Code	Width	Each
DCXB51000ZC	1000mm	£14.68



Quantity Discounts

Call for more info

LINK51

STARTER BAYS FROM ONLY
£192.13

Ideal for heavy duty commercial archive storage or general industrial use



More sizes available.
Call us for more information!



SHELF LOAD UP TO 160kg

OPEN SHELVING BAY

Side and rear of bays are open sided with cross bracing



SHELF LOAD UP TO 160kg

CLAD SHELVING BAY

Side and rear of bays are solid clad



Height	Width	Depth	Shelf Load	Starter Bay		Extension Bay		Starter Bay		Extension Bay		Extra Shelf	
				Code	Each	Code	Each	Code	Each	Code	Each	Code	Each
1800mm	1000mm	300mm	160kg	1800S6N0300NGUGU*	£192.13	1800E6N0300NGUGU*	£129.74	1800S6C0300CGUGU*	£261.43	1800E6C0300CGUGU*	£197.41	ES0300	£13.78
1800mm	1000mm	400mm	160kg	1800S6N0400NGUGU*	£208.56	1800E6N0400NGUGU*	£144.79	1800S6C0400CGUGU*	£283.50	1800E6C0400CGUGU*	£215.27	ES0400	£16.06
1800mm	1000mm	450mm	160kg	1800S6N0450NGUGU*	£218.79	1800E6N0450NGUGU*	£155.27	1800S6C0450CGUGU*	£300.09	1800E6C0450CGUGU*	£228.94	ES0450	£17.84
1800mm	1000mm	600mm	135kg	1800S6N0600NGUGU*	£244.92	1800E6N0600NGUGU*	£179.40	1800S6C0600CGUGU*	£339.88	1800E6C0600CGUGU*	£259.89	ES0600	£21.53
2100mm	1000mm	300mm	160kg	2100S6N0300NGUGU*	£195.91	2100E6N0300NGUGU*	£132.19	2100S6C0300CGUGU*	£262.47	2100E6C0300CGUGU*	£197.94	ES0300	£13.78
2100mm	1000mm	400mm	160kg	2100S6N0400NGUGU*	£212.32	2100E6N0400NGUGU*	£147.31	2100S6C0400CGUGU*	£285.36	2100E6C0400CGUGU*	£216.26	ES0400	£16.06
2100mm	1000mm	450mm	160kg	2100S6N0450NGUGU*	£223.75	2100E6N0450NGUGU*	£157.16	2100S6C0450CGUGU*	£302.57	2100E6C0450CGUGU*	£227.26	ES0450	£17.84
2100mm	1000mm	600mm	135kg	2100S6N0600NGUGU*	£246.49	2100E6N0600NGUGU*	£180.00	2100S6C0600CGUGU*	£355.72	2100E6C0600CGUGU*	£268.73	ES0600	£21.53

SAFETY

It is essential that shelving exceeding a height to depth ratio of 4:1 to the top loaded shelf, is adequately secured to the floor. Bay codes followed with an * indicate floor fixings supplied.



EURO SHELVING ACCESSORIES



GENERAL PURPOSE DIVIDER

Divide shelves horizontally into smaller storage compartments.

Code	Height	Depth	Each
0300DF0300GU	300mm	300mm	£4.17
0300DF0370GU	300mm	370mm	£4.43
0300DF0400GU	300mm	400mm	£4.56
0300DF0450GU	300mm	450mm	£4.76
0400DF0300GU	400mm	300mm	£4.87
0400DF0370GU	400mm	370mm	£5.22
0400DF0450GU	400mm	450mm	£5.66
0450DF0300GU	450mm	300mm	£5.21
0450DF0370GU	450mm	370mm	£5.66
0450DF0450GU	450mm	450mm	£6.15



BIN FRONT

When fitted, this prevents items falling off the front of the shelves. When used with dividers, this forms compartments or bins.

Code	Height	Width	Each
0050BFF1000GU	50mm	1000mm	£6.20
0100BFF1000GU	100mm	1000mm	£7.20



PART HEIGHT DIVIDER

Used to divide shelves horizontally into smaller storage compartments.

Code	Height	Depth	Each
0150DP0300GU	150mm	300mm	£3.96
0150DP0450GU	150mm	450mm	£4.62
0150DP0600GU	150mm	600mm	£5.60



GARMENT HANGING RAIL

Fits between 2 support brackets. Rails are 1000mm wide in a choice of 12.5mm or 25mm diameter.

Code	Diameter	Each
SZAGR12S1000GS	12.5mm	£2.05
SZAGR25S1000GS	25mm	£4.66

GARMENT HANGING SUPPORT BRACKET

Brackets fit within bay widths which allows for rails to be fitted. Rails can be repositioned as required.

Code	To Suit Bay Depth	Each
GHSC12250300ZC	300mm	£9.76
GHSC12250400ZC	400mm	£10.89
GHSC12250450ZC	450mm	£11.44
GHSC12250600ZC	600mm	£12.06



PULL OUT SHELF

Slides out from the bay on telescopic slides. Provides a flat and stable work surface within a storage bay. 25kg max shelf load.

Code	Depth	Each
EUPORS1000450GU	450mm	£150.35
EUPORS1000600GU	600mm	£151.70



PULL OUT SUSPENSION FILING CRADLE

Can accommodate A4 and foolscap top loaded suspension files. Cradle slides out on telescopic arms. 45kg max load.

Code	Depth	Each
EUPOFC1000450GU	450mm	£178.46
EUPOFC1000600GU	600mm	£179.82

LINK51



PULL OUT FULL WIDTH DRAWER

Fitted onto telescopic arms the pull-out drawer is ideal for CD storage. 150mm high.

Code	Depth	Load	Each
EUPOD1000400P150GU	400mm	55kg	£204.59
EUPOD1000450P150GU	450mm	50kg	£207.38
EUPOD1000600P150GU	600mm	45kg	£208.74




PLASTIC DRAWER UNIT

Ideal for the storage of small items. The Light Grey plastic drawers tilt on integrated back-stops, to allow easy viewing and access.

Code	Height	Width	Depth	Each
DU1	150mm	138mm	281mm	£3.54
DU2	128mm	207mm	281mm	£5.05
DU3	128mm	138mm	431mm	£4.85

Access safely at height



INDUSTRIAL SHELVING

MOBILE SHELVING

Effective storage systems are designed to provide efficient storage and retrieval. That's why every mobile shelving system will give excellent accessibility, whilst maximising the use of floor space for storage.

Mobile shelving is effective in saving space, by eliminating the need for several access aisles. Because the shelving moves along floor tracks, the space for only one aisle is needed. When an item is required, the particular shelving bay is identified and an adjacent aisle is created, by moving the mobile shelving units apart. Mobile shelving is opened and closed by pull handles, or hand operated mechanical systems.

Roll-a-side mobile shelving is useful in small offices, or awkwardly shaped areas, such as corridors or alcoves. Shelving is mounted on low profile mobile bases and tracks and are simply rolled aside to reach the units behind.

SHELVING &
RACKING



Mobile shelving increases the filing capacity to 192 linear metres. When a document is required, the particular shelving bay is identified and an adjacent aisle is created, by moving the mobile shelving units apart.

Alternatively, Mobile shelving can reduce the space required for storage. Up to 50% of the floor space can be released for other uses, when compared with filing cabinets and 38% more with static shelving.



Mobile racking is particularly effective in offices, archives, libraries or retail stock settings, as they represent a lower cost alternative to increasing floor space.



If you've got lots of items to store, be it bulk storage, large archives or stock, the heavy duty mobile shelving system can handle all that and more. This versatile system, ensures that any space is fully utilised, allowing you to store more than you ever thought possible.



Mobile carriages end panels can be tailored to suit the aesthetics of your installation. Limited only by imagination, these optional end panels can be created to complement the decor of it's environment.

GARMENT HANGING SOLUTIONS

STOCKRAX GARMENT HANGING

Simple beam and upright storage systems are ideal for retail, stockrooms, laundry operations and workplace clothing storage

- Choice of double sided or single sided wall perimeter rails
- Rails are easily adjusted to accommodate changing stock requirements
- An optional shelf is available for double sided bays to provide further flexibility



Single sided Bay

FROM ONLY
£91.59



Double sided Bay

FROM ONLY
£57.67



LOAD
90kg

STOCKRAX SINGLE SIDED PERIMETER BAY

Contains uprights, rails, footplates, end caps and fixing brackets

Code	Height	Width	Depth	Levels	Each
SX095--	1980mm	1000mm	300mm	2	£57.67
SX096--	1980mm	1200mm	300mm	2	£60.48
SX097--	1980mm	1500mm	300mm	2	£65.75
SX098--	2400mm	1000mm	300mm	2	£59.28
SX099--	2400mm	1200mm	300mm	2	£62.09
SX100--	2400mm	1500mm	300mm	2	£67.35
SX150--	3000mm	1000mm	300mm	3	£77.72
SX151--	3000mm	1200mm	300mm	3	£81.47
SX152--	3000mm	1500mm	300mm	3	£88.50



To specify upright colour insert GB, RD, GU or GX into the product code.



LOAD
90kg

STOCKRAX DOUBLE SIDED BAY

Contains uprights, rails, footplates and end caps

Code	Height	Width	Depth	Levels	Each
SX086--	1980mm	1000mm	600mm	3	£91.59
SX087--	1980mm	1200mm	600mm	3	£97.24
SX088--	1980mm	1500mm	600mm	3	£107.79
SX089--	2400mm	1000mm	600mm	3	£94.82
SX090--	2400mm	1200mm	600mm	3	£100.42
SX091--	2400mm	1500mm	600mm	3	£110.98
SX092--	3000mm	1000mm	600mm	4	£123.83
SX093--	3000mm	1200mm	600mm	4	£131.30
SX094--	3000mm	1500mm	600mm	4	£145.36



To specify upright colour insert GB, RD, GU or GX into the product code.

Retail Trade
favourite




Stockrax hanging garment shelving, offers retailers a cost effective way of storing their stock, back of house.

SHELVING &
RACKING

EXTRA RAILS

Code	Width	Description	Each
ESXGHJB1000GU	1000mm	Extra Rails - single for perimeter bay	£4.91
ESXGHJB1200GU	1200mm	Extra Rails - single for perimeter bay	£5.81
ESXGHJB1500GU	1500mm	Extra Rails - single for perimeter bay	£7.76
SX189GU	1000mm	Extra Rails - Pair For Double Sided Bay	£16.17
SX190GU	1200mm	Extra Rails - Pair For Double Sided Bay	£18.03
SX191GU	1500mm	Extra Rails - Pair For Double Sided Bay	£21.57



OPTIONAL SHELF

This single-sided perimeter garment hanging solution, is a simple beam and upright storage system, ideal for retail, stockrooms, laundry operations and workplace clothing storage.

Code	Width	Depth	Description	Each
SX186GU	1000mm	600mm	Optional Shelf - chipboard shelf for double sided bays. Two beams and chipboard.	£26.43
SX187GU	1200mm	600mm	Optional Shelf - chipboard shelf for double sided bays. Two beams and chipboard.	£25.37
SX188GU	1500mm	600mm	Optional Shelf - chipboard shelf for double sided bays. Two beams and chipboard.	£33.25



Quick
Assembly

LINK51

LONGSPAN GARMENT HANGING

A modular, easily adjustable system which offers versatile storage for hanging garments. An ideal solution for retail, wholesale, distribution and e-fulfilment stock applications. The simple tap together design, allows for easy dismantling, relocation of storage, as stock requirements demand.

- Beam positions can be quickly and efficiently adjusted on 50mm pitches, to provide optimum garment storage combinations, adapting to suit your seasonal range change requirements. Bays are finished with light grey uprights and beams.
- Minimum two bay run required
- Additional extension bays can be added to provide longer runs

Code	Height	Width	Depth	Description	Each
GHB24185022BR	2400mm	1800mm	500mm	Initial 1 off Starter Bay and 1 off Extension Bay	£491.42
GHB24185022EB	2400mm	1800mm	500mm	Extension Bay	£184.39
LTB1800GW		1800mm		Additional Beam	£15.21
ZD				Beam Locking Clips TWO are required per beam	£0.09

Hanging Garment runs must be floor fixed

Two bay
starter kit



INDUSTRIAL SHELVING

LONGSPAN SHELVING

Link51 Longspan is a hand loaded, widespan, heavy duty shelving system, that comes in graphite grey uprights and grey beams. It is used to store bulky or long items of up to 780kg per shelf level. Longspan has chipboard or galvanised steel panels and is therefore the ideal system for storing boxes, clothes, loose items, and much more. By using starter and extension bays, it is easy to create long runs in any warehouse environment.

- Unrestricted shelf levels allow for easy access
- Easy to install and adjust
- Bays are 1800mm and 2100mm high, supplied with 3 shelf levels
- Graphite grey steel uprights with galvatite braces and light grey beams
- Contains 2 frames (1 in an extension bay), feet, 3 pairs of beams, locking clips, decking material and where applicable wire beam ties



EASY ORDERING

Longspan Shelving Starter and Extension bays make ordering easy. To create a run, just order a Starter Bay and the correct number of Extension Bays

Starter bays
can be built as
stand alone bays

Bolt free construction for
simple, rapid assembly

LINK51

Quantity Discounts

Call for
more info

STARTER BAYS
FROM ONLY
£247.37

QUICK & EASY ASSEMBLY

Unpack and assemble the framework by simply tapping together with a mallet. Once the framework is complete, just drop the shelves into position.



SAFETY

It is essential that shelving exceeding a height to depth ratio of 4:1 to the top loaded shelf, is adequately secured to the floor. Bay codes followed with an * indicate floor fixings supplied.





SHELF LOAD
UP TO 780kg

LINK51 LONGSPAN SHELVING BAYS WITH CHIPBOARD DECKS

With 3 off 18mm chipboard decks on beams

More sizes
available.

Call us for more information!



SHELVING &
RACKING

Height	Width	Depth	Shelf Load	Starter Bay		Extension Bay		Extra Level	
				Code	Each	Code	Each	Code	Each
1800mm	1800mm	450mm	780kg	LKS18418C	£247.37	LKE18418C	£193.47	LL184C	£46.52
1800mm	1800mm	600mm	397kg	LKS18618C	£252.68	LKE18618C	£196.19	LL186C	£46.55
1800mm	1800mm	750mm	228kg	LKS18718C	£257.57	LKE18718C	£198.76	LL187C	£46.66
1800mm	1800mm	900mm▲	345kg	LKS18918C	£262.29	LKE18918C	£201.27	LL189C	£46.76
1800mm	2100mm	450mm	590kg	LKS21418C	£267.47	LKE21418C	£213.57	LL214C	£53.23
1800mm	2100mm	600mm	463kg	LKS21618C	£272.80	LKE21618C	£216.31	LL216C	£53.26
1800mm	2100mm	750mm	266kg	LKS21718C	£277.70	LKE21718C	£218.88	LL217C	£53.35
1800mm	2100mm	900mm▲	403kg	LKS21918C	£282.40	LKE21918C	£221.40	LL219C	£53.46
1800mm	2400mm	450mm	464kg	LKS24418C	£287.63	LKE24418C	£233.74	LL244C	£59.94
1800mm	2400mm	600mm	464kg	LKS24618C	£292.96	LKE24618C	£236.46	LL246C	£59.98
1800mm	2400mm	750mm	304kg	LKS24718C	£297.84	LKE24718C	£239.03	LL247C	£60.07
1800mm	2400mm	900mm▲	460kg	LKS24918C	£302.56	LKE24918C	£241.54	LL249C	£60.17
2100mm	1800mm	450mm	780kg	LKS18421C	£268.18	LKE18421C	£203.88	LL184C	£46.52
2100mm	1800mm	600mm	397kg	LKS18621C	£273.92	LKE18621C	£206.81	LL186C	£46.55
2100mm	1800mm	750mm	228kg	LKS18721C	£280.13	LKE18721C	£210.04	LL187C	£46.66
2100mm	1800mm	900mm▲	345kg	LKS18921C	£285.73	LKE18921C	£213.00	LL189C	£46.76
2100mm	2100mm	450mm	590kg	LKS21421C*	£288.31	LKE21421C*	£223.99	LL214C	£53.23
2100mm	2100mm	600mm	463kg	LKS21621C	£294.03	LKE21621C	£226.93	LL216C	£53.26
2100mm	2100mm	750mm	266kg	LKS21721C	£300.26	LKE21721C	£230.15	LL217C	£53.35
2100mm	2100mm	900mm▲	403kg	LKS21921C	£305.86	LKE21921C	£233.13	LL219C	£53.46
2100mm	2400mm	450mm	464kg	LKS24421C*	£308.45	LKE24421C*	£244.15	LL244C	£59.94
2100mm	2400mm	600mm	464kg	LKS24621C	£314.20	LKE24621C	£247.06	LL246C	£59.98
2100mm	2400mm	750mm	304kg	LKS24721C	£320.38	LKE24721C	£250.31	LL247C	£60.07
2100mm	2400mm	900mm▲	460kg	LKS24921C	£326.00	LKE24921C	£253.27	LL249C	£60.17

Bay codes followed with an * indicate floor fixings supplied.

Depths followed with an ▲ indicate 25mm chipboard (chipboard stands proud of the beam by 7mm). All other bays are supplied with 18mm chipboard.




SHELF LOAD
UP TO 596kg

LINK51 LONGSPAN SHELVING BAYS WITH GALVANISED STEEL DECKS

With 3 off galvanised steel panel decks on beams

More sizes
available.

Call us for more information!



Height	Width	Depth	Shelf Load	Starter Bay		Extension Bay		Extra Level	
				Code	Each	Code	Each	Code	Each
1800mm	1800mm	450mm	379kg	LKS18418F	£375.08	LKE18418F	£321.19	LL184F	£89.11
1800mm	1800mm	600mm	379kg	LKS18618F	£381.30	LKE18618F	£324.80	LL186F	£89.43
1800mm	1800mm	750mm	379kg	LKS18718F	£407.59	LKE18718F	£348.76	LL187F	£96.65
1800mm	1800mm	900mm	379kg	LKS18918F	£432.70	LKE18918F	£371.70	LL189F	£103.57
1800mm	2100mm	450mm	596kg	LKS21418F	£471.82	LKE21418F	£417.91	LL214F	£121.33
1800mm	2100mm	600mm	596kg	LKS21618F	£477.36	LKE21618F	£420.95	LL216F	£121.50
1800mm	2100mm	750mm	596kg	LKS21718F	£507.11	LKE21718F	£448.27	LL217F	£129.82
1800mm	2100mm	900mm	596kg	LKS21918F	£535.64	LKE21918F	£474.66	LL219F	£137.88
1800mm	2400mm	450mm	469kg	LKS24418F	£524.80	LKE24418F	£470.91	LL244F	£139.00
1800mm	2400mm	600mm	469kg	LKS24618F	£530.14	LKE24618F	£473.65	LL246F	£139.05
1800mm	2400mm	750mm	469kg	LKS24718F	£563.40	LKE24718F	£504.60	LL247F	£148.60
1800mm	2400mm	900mm	469kg	LKS24918F	£595.58	LKE24918F	£534.59	LL249F	£157.87
2100mm	1800mm	450mm	379kg	LKS18421F*	£395.92	LKE18421F*	£331.60	LL184F	£89.11
2100mm	1800mm	600mm	379kg	LKS18621F	£402.54	LKE18621F	£335.40	LL186F	£89.43
2100mm	1800mm	750mm	379kg	LKS18721F	£430.14	LKE18721F	£360.04	LL187F	£96.65
2100mm	1800mm	900mm	379kg	LKS18921F	£456.16	LKE18921F	£383.43	LL189F	£103.57
2100mm	2100mm	450mm	596kg	LKS21421F*	£492.65	LKE21421F*	£428.33	LL214F	£121.33
2100mm	2100mm	600mm	596kg	LKS21621F	£498.68	LKE21621F	£431.59	LL216F	£121.50
2100mm	2100mm	750mm	596kg	LKS21721F	£529.66	LKE21721F	£459.55	LL217F	£129.82
2100mm	2100mm	900mm	596kg	LKS21921F	£559.10	LKE21921F	£486.37	LL219F	£137.88
2100mm	2400mm	450mm	469kg	LKS24421F*	£545.63	LKE24421F*	£481.34	LL244F	£139.00
2100mm	2400mm	600mm	469kg	LKS24621F	£551.37	LKE24621F	£484.27	LL246F	£139.05
2100mm	2400mm	750mm	469kg	LKS24721F	£585.96	LKE24721F	£515.88	LL247F	£148.60
2100mm	2400mm	900mm	469kg	LKS24921F	£619.03	LKE24921F	£546.32	LL249F	£157.87

Bay codes followed with an * indicate floor fixings supplied.

APEX LONGSPAN 200 SERIES

Longspan 200 is a stockroom shelving system with chipboard decking. Easy boltless assembly, makes it quick to build. Supplied with pre-assembled rivetted end frames, with three storage levels, comprised of stepped beams with 25mm thick chipboard decking.

- Light grey uprights, galvanised bracing and galvanised beams.
- The kits listed below are designed for a 1600kg maximum bay load.
- Each storage level carries a maximum 200kg universally distributed load.
- First beam level must not be greater than 1000mm from the floor.
- Longspan 200 series shelving must be assembled with a minimum of two bays in a run.
- We recommend that all frames are bolted to the floor, with one floor fixing bolt per baseplate. (order BLTBFF1035ZP)

Galvanised beams
with painted frames



Quantity Discounts

Call for
more info



Quick
Assembly

APEX

STARTER KITS
FROM ONLY
£191.⁴⁹

Other Sizes Available

Call for
details



Apex Longspan 200 **CANNOT** be used as a stand alone bay, it must comprise of at least 2 bays - a **starter and extension bay**



Extension Bay

APEX LONGSPAN ACCESSORIES

Levelling plates ensure correct levelling on uneven floors, with floor bolt offering secure fixing for structural integrity

LLP2UN	2mm levelling plate	£0.84
LLP3UN	3mm levelling plate	£1.03
BLTBFF1035ZP	Single floor fixing bolt	£0.76

More sizes
available.

Call us for more information!



SHELF LOAD
200kg

APEX LONGSPAN 200 SERIES BAY

3 off chipboard decks on beams

Height	Width	Depth	Starter Bay		Extension Bay	
			Code	Each	Code	Each
1800mm	1200mm	450mm	CM18412S	£191.49	CM18412A	£146.69
1800mm	1200mm	600mm	CM18612S	£205.43	CM18612A	£159.54
1800mm	1200mm	900mm	CM18912S	£232.69	CM18912A	£184.29
1800mm	1500mm	450mm	CM18415S	£230.31	CM18415A	£185.51
1800mm	1500mm	600mm	CM18615S	£254.89	CM18615A	£209.00
1800mm	1500mm	900mm	CM18915S	£362.22	CM18915A	£313.82
1800mm	1800mm	450mm	CM18418S	£238.75	CM18418A	£193.99
1800mm	1800mm	600mm	CM18618S	£263.36	CM18618A	£217.46
1800mm	1800mm	900mm	CM18918S	£370.68	CM18918A	£322.28
2400mm	1200mm	450mm	CM24412S*	£234.44	CM24412A*	£157.63
2400mm	1200mm	600mm	CM24612S	£224.91	CM24612A	£169.28
2400mm	1200mm	900mm	CM24912S	£253.16	CM24912A	£194.52
2400mm	1500mm	450mm	CM24415S*	£251.82	CM24415A*	£196.40
2400mm	1500mm	600mm	CM24615S	£274.37	CM24615A	£218.74
2400mm	1500mm	900mm	CM24915S	£382.69	CM24915A	£324.04
2400mm	1800mm	450mm	CM24418S*	£260.29	CM24418A*	£204.87
2400mm	1800mm	600mm	CM24618S	£282.84	CM24618A	£227.21
2400mm	1800mm	900mm	CM24918S	£391.16	CM24918A	£332.52

*2400H x 450Dmm bays includes floor fixings

SAFETY

It is essential that shelving exceeding a height to depth ratio of 4:1 to the top loaded shelf is adequately secured to the floor. Bay codes followed with an * indicate floor fixings supplied.



LOAD
200kg

COMPLETE EXTRA
LEVEL FROM ONLY
£33.⁹⁹

APEX LONGSPAN 200 SERIES EXTRA LEVEL

2 galvanised beams, supplied together with a 25mm thick chipboard shelf to create additional storage level.

Code	Width	Depth	Each
CS124	1200mm	450mm	£33.99
CS126	1200mm	600mm	£37.88
CS129	1200mm	900mm	£45.30
CS154	1500mm	450mm	£46.92
CS156	1500mm	600mm	£54.37
CS159	1500mm	900mm	£88.48
CS184	1800mm	450mm	£49.74
CS186	1800mm	600mm	£57.19
CS189	1800mm	900mm	£91.30

APEX LONGSPAN 500 SERIES

Longspan 500 medium duty warehouse shelving. Easy boltless assembly makes it quick to build. Supplied with pre-assembled rivetted end frames, with three storage levels, comprised of beams with decking panel sets.

- Light grey uprights, galvanised bracing, orange beams and galvanised decking panels.
- The kits listed below are designed for a 3000kg maximum bay load.
- First beam level must not be greater than 1000mm from the floor.
- We recommend that all frames are bolted to the floor, with one floor fixing bolt per baseplate. (order BLTBFF1035ZP)



Quantity Discounts

Call for more info

APEX



SHELF LOAD
500kg

APEX LONGSPAN 500 SERIES BAY

3 off galvanised steel panel decks on beams

STARTER BAYS
FROM ONLY
£199.¹⁷

SHELVING &
RACKING

More sizes
available.

Call us for more information!

Height	Width	Depth	Starter Bay		Extension Bay	
			Code	Each	Code	Each
1800mm	1200mm	450mm	MD18412S	£199.17	MD18412A	£176.10
1800mm	1200mm	600mm	MD18612S	£227.35	MD18612A	£181.46
1800mm	1200mm	900mm	MD18912S	£276.56	MD18912A	£228.13
1800mm	1500mm	450mm	MD18415S	£243.94	MD18415A	£199.17
1800mm	1500mm	600mm	MD18615S	£251.51	MD18615A	£205.61
1800mm	1500mm	900mm	MD18915S	£311.84	MD18915A	£263.40
1800mm	1800mm	450mm	MD18418S	£274.02	MD18418A	£229.25
1800mm	1800mm	600mm	MD18618S	£296.62	MD18618A	£250.73
1800mm	1800mm	900mm	MD18918S	£353.74	MD18918A	£305.34
1800mm	2400mm	450mm	MD18424S	£329.10	MD18424A	£284.33
1800mm	2400mm	600mm	MD18624S	£358.47	MD18624A	£312.57
1800mm	2400mm	900mm	MD18924S	£432.96	MD18924A	£383.50
2400mm	1200mm	450mm	MD24412S*	£242.60	MD24412A*	£186.96
2400mm	1200mm	600mm	MD24612S	£246.85	MD24612A	£191.20
2400mm	1200mm	900mm	MD24912S	£297.03	MD24912A	£238.41
2400mm	1500mm	450mm	MD24415S*	£265.70	MD24415A*	£210.06
2400mm	1500mm	600mm	MD24615S	£270.98	MD24615A	£215.34
2400mm	1500mm	900mm	MD24915S	£332.31	MD24915A	£273.68
2400mm	1800mm	450mm	MD24418S*	£295.98	MD24418A*	£240.13
2400mm	1800mm	600mm	MD24618S	£316.10	MD24618A	£260.47
2400mm	1800mm	900mm	MD24918S	£374.21	MD24918A	£315.57
2400mm	2400mm	450mm	MD24424S*	£350.84	MD24424A*	£295.21
2400mm	2400mm	600mm	MD24624S	£377.96	MD24624A	£322.32
2400mm	2400mm	900mm	MD24924S	£452.73	MD24924A	£394.79

*2400 x 450mm bays includes floor fixings



LOAD
500kg

APEX LONGSPAN 500 SERIES EXTRA LEVEL

2 orange painted beams, supplied together with a set of galvanised decking panels, to create additional storage levels.

Code	Width	Depth	Each
MS124	1200mm	450mm	£43.81
MS126	1200mm	600mm	£48.37
MS129	1200mm	900mm	£59.91
MS154	1500mm	450mm	£52.72
MS156	1500mm	600mm	£58.53
MS159	1500mm	900mm	£73.30
MS184	1800mm	450mm	£62.93
MS186	1800mm	600mm	£69.95
MS189	1800mm	900mm	£87.63
MS244	2400mm	450mm	£81.83
MS246	2400mm	600mm	£91.14
MS249	2400mm	900mm	£114.72

COMPLETE EXTRA
LEVEL FROM ONLY
£43.⁸¹



Other Sizes Available

Call for details

APEX LONGSPAN ACCESSORIES

Levelling plates ensure correct levelling on uneven floors, with floor bolt offering secure fixing for structural integrity

LLP2UN	2mm levelling plate	£0.84
LLP3UN	3mm levelling plate	£1.03
BLTBFF1035ZP	Single floor fixing bolt	£0.76

APEX LONGSPAN 750 SERIES

The 750 series, is a heavy duty shelving system that is easy to build. Supplied with pre-assembled rivetted end frames, with three storage levels comprised of beams with decking panel.

- Light grey uprights, galvanised bracing, orange beams and galvanised decking panels.
- The kits listed below are designed for a 4500kg maximum bay load.
- Each storage level carries a maximum 750kg universally distributed load.
- First beam level must not be greater than 1000mm from the floor.
- We recommend that all frames are bolted to the floor, with one floor fixing bolt per baseplate. (order BLTBFF1035ZP)



Quick Assembly



APEX

**Starter bays
can be built as
stand alone bays**

Other Sizes Available

**Call for
details**

**STARTER BAY
FROM ONLY
£257.43**

**More sizes
available.
Call us for more information!**



**SHELF LOAD
750kg**

APEX LONGSPAN 750 SERIES BAY

3 off galvanised steel panel decks on beams

Height	Width	Depth	Load	Code	Starter Bay	Extension Bay
					Each	Each
1800mm	1500mm	600mm	750kg	HD18615S	£257.43	HD18615A £223.19
1800mm	1500mm	900mm	750kg	HD18915S	£317.51	HD18915A £269.11
1800mm	1500mm	1200mm	750kg	HD181215S	£369.21	HD181215A £316.67
1800mm	1800mm	600mm	750kg	HD18618S	£289.63	HD18618A £243.73
1800mm	1800mm	900mm	750kg	HD18918S	£360.87	HD18918A £312.43
1800mm	1800mm	1200mm	750kg	HD181218S	£421.10	HD181218A £368.56
1800mm	2400mm	600mm	750kg	HD18624S	£351.48	HD18624A £305.59
1800mm	2400mm	900mm	750kg	HD18924S	£444.81	HD18924A £396.38
1800mm	2400mm	1200mm	750kg	HD181224S	£522.34	HD181224A £469.81
2400mm	1500mm	600mm	750kg	HD24615S	£276.92	HD24615A £221.28
2400mm	1500mm	900mm	750kg	HD24915S	£338.00	HD24915A £279.36
2400mm	1500mm	1200mm	750kg	HD241215S	£391.72	HD241215A £327.92
2400mm	1800mm	600mm	750kg	HD24618S	£309.12	HD24618A £253.48
2400mm	1800mm	900mm	750kg	HD24918S	£381.35	HD24918A £322.70
2400mm	1800mm	1200mm	750kg	HD241218S	£443.62	HD241218A £379.82
2400mm	2400mm	600mm	750kg	HD24624S	£370.97	HD24624A £315.32
2400mm	2400mm	900mm	750kg	HD24924S	£465.30	HD24924A £406.66
2400mm	2400mm	1200mm	750kg	HD241224S	£544.88	HD241224A £481.08
3000mm	1500mm	600mm	750kg	HD30615S*	£299.09	HD30615A* £232.37
3000mm	1500mm	900mm	750kg	HD30915S	£358.62	HD30915A £289.70
3000mm	1500mm	1200mm	750kg	HD301215S	£414.39	HD301215A £339.26
3000mm	1800mm	600mm	750kg	HD30618S*	£331.28	HD30618A* £264.56
3000mm	1800mm	900mm	750kg	HD30918S	£401.85	HD30918A £332.95
3000mm	1800mm	1200mm	750kg	HD301218S	£459.30	HD301218A £384.17
3000mm	2400mm	600mm	750kg	HD30624S*	£393.14	HD30624A* £326.42
3000mm	2400mm	900mm	750kg	HD30924S	£485.80	HD30924A £416.90
3000mm	2400mm	1200mm	750kg	HD301224S	£567.54	HD301224A £492.41



**LOAD
750kg**

APEX LONGSPAN 750 SERIES EXTRA LEVEL

2 orange painted beams are supplied together with a set of galvanised decking panels to create additional storage levels.

Code	Width	Depth	Each
HDS156	1500mm	600mm	£56.40
HDS159	1500mm	900mm	£73.57
HDS1512	1500mm	1200mm	£88.04
HDS186	1800mm	600mm	£67.38
HDS189	1800mm	900mm	£88.01
HDS1812	1800mm	1200mm	£105.35
HDS246	2400mm	600mm	£88.47
HDS249	2400mm	900mm	£116.01
HDS2412	2400mm	1200mm	£129.42

**COMPLETE EXTRA
LEVEL FROM ONLY
£56.40**



Quantity Discounts

**Call for
more info**

APEX LONGSPAN ACCESSORIES

Levelling plates ensure correct levelling on uneven floors, with floor bolt, offering secure fixing for structural integrity

LLP2UN	2mm levelling plate	£0.84
LLP3UN	3mm levelling plate	£1.03
BLTBFF1035ZP	Single floor fixing bolt	£0.76

APEX COMPONENTS

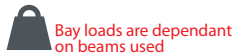
DESIGN LONGSPAN SHELVING TO MEET YOUR EXACT STORAGE NEEDS.

Choose from a range of frame and beam sizes, to create a run of shelving that suits your storage requirements. Complete the bays with a choice of either chipboard or galvanised steel shelving panels.

STEP 1. To start specifying, create a single shelving bay with two frames and two or more beam levels.

STEP 2. To create a run of continuous shelving, add additional shelves and frames as required.

STEP 3. Then order your choice of decking to match your chosen number of beam level



Bay loads are dependant on beams used

APEX

APEX LONGSPAN FRAMES

Standard frame in different heights and depths. Simply order two for the first bay, then one for each extension bay. Bay loads are dependant on beams used. See Longspan 200, 500 & 750 series pages for basic frame loadings, or call for details.

- Light Grey finish

Height	450mm Deep			600mm Deep			750mm Deep			900mm Deep		
	Code	Each		Code	Each		Code	Each		Code	Each	
1800mm	LSR18000450GR	£45.82		LSR18000600GR	£46.97		LSR18000750GR	£48.22		LSR18000900GR	£49.51	
2400mm	LSR24000450GR*	£55.55		LSR24000600GR	£56.91		LSR24000750GR	£58.42		LSR24000900GR	£60.00	
3000mm	LSR30000450GR*	£65.29		LSR30000600GR*	£66.87		LSR30000750GR	£68.62		LSR30000900GR	£70.49	
3600mm	LSR36000450GR*	£79.66		LSR36000600GR*	£81.44		LSR36000750GR*	£83.47		LSR36000900GR	£85.61	
4200mm	LSR42000450GR*	£89.22		LSR42000600GR*	£91.23		LSR42000750GR*	£93.49		LSR42000900GR*	£95.92	
4800mm	LSR48000450GR*	£99.14		LSR48000600GR*	£101.36		LSR48000750GR*	£103.87		LSR48000900GR*	£106.60	



LOAD 500-1000kg

APEX LONGSPAN BEAMS

Beams locate on the frame uprights. Simple bolt-free assembly.

- Beams are priced individually, however should normally be ordered in pairs.
- Orange powder coated finish.
- See Longspan 200, 500 & 750 series pages for basic frame loadings, or call for details



SINGLE BEAMS FROM ONLY
£12.42

500kg Load			1000kg Load		
Width	Code	Each	Code	Each	
1200mm	LU050S1200005OR	£12.42	N/A		
1800mm	LU060S1800005OR	£16.50	LU085S1800005OR	£19.21	
2100mm	LU060S2100005OR	£17.85	LU085S2100005OR	£24.43	
2400mm	LU070S2400005OR	£20.94	LU100S2400005OR	£25.10	
2700mm	LU085S2700005OR	£24.43	LU100S2700005OR	£26.86	

APEX LONGSPAN GALVANISED DECKING STEEL PANELS

Galvanised steel panels which sit between beams.

- Panels are priced individually
- See decking panel sets (below) for load ratings

Code	Width	Depth	Each
AN3000450HGV	300mm	450mm	£4.98
AN3000600HGV	300mm	600mm	£6.16
AN3000750HGV	300mm	750mm	£7.64
AN3000900HGV	300mm	900mm	£9.10



SINGLE PANELS FROM ONLY
£4.98



LOAD UP TO 750kg

APEX LONGSPAN GALVANISED STEEL DECKING SETS

2 orange painted beams supplied together with a set of galvanised decking panels to create additional storage levels.

		450mm Deep			600mm Deep			900mm Deep		
Width	Shelf Load	Code	Each		Code	Each		Code	Each	
1800mm	500kg	LU05018000450D	£60.71		LU05018000600D	£67.70		LU05018000900D	£85.40	
1800mm	1000kg	LU07018000450D	£65.38		LU07018000600D	£72.37		LU07018000900D	£90.07	
2100mm	500kg	LU06021000450D	£70.70		LU06021000600D	£78.85		LU06021000900D	£99.48	
2100mm	1000kg	LU08521000450D	£76.85		LU08521000600D	£85.01		LU08521000900D	£105.65	
2400mm	500kg	LU07024000450D	£78.86		LU06024000600D	£88.17		LU07024000900D	£111.76	
2400mm	1000kg	LU08524000450D	£85.78		LU08524000600D	£95.09		LU08524000900D	£118.67	



Choice of shelf material




LOAD UP TO 575kg

APEX LONGSPAN SHELVING SETS - CHIPBOARD DECKING

2 galvanised beams supplied together, with a 25mm thick chipboard shelf to create additional storage levels.

		450mm Deep			600mm Deep			900mm Deep		
Width	Code	Shelf Load	Each		Code	Shelf Load	Each	Code	Shelf Load	Each
1800mm	LS18000450C	575kg	£41.44		LS18000600C	575kg	£48.84	LS18000900C	315kg	£58.16
2100mm	LS21000450C	495kg	£55.89		LS21000600C	495kg	£58.13	LS21000900C	365kg	£82.68
2400mm	LS24000450C	440kg	£57.60		LS24000600C	440kg	£70.45	LS24000900C	420kg	£81.71



COMPLETE EXTRA LEVEL FROM ONLY
£41.44

Can be built as stand alone bays

Need help in specifying?

Call us for advice

FRAMES FROM ONLY
£45.82

SHELVING & RACKING

SAFETY

It is essential that shelving exceeding a height to depth ratio of 4:1 to the top loaded shelf is adequately secured to the floor. Frame codes followed with an * indicate floor fixings supplied.

APEX LONGSPAN ACCESSORIES

Levelling plates ensure correct levelling on uneven floors, with floor bolt offering secure fixing for structural integrity

LLP2UN	2mm levelling plate	£0.84
LLP3UN	3mm levelling plate	£1.03
BLTBFF1035ZP	Single floor fixing bolt	£0.76

PALLET RACKING

LINK51 PALLET RACKING

Easily installed, cost effective and versatile adjustable beam racking allows 100% direct access to each pallet stored. Adjustable beams can be re-configured, to accommodate changes in the type of goods stored.

- Frames are pierced on a 75mm pitch, to allow for positioning of beams
- Beam loads are 2000kg per pair uniformly distributed load
- Graphite grey uprights, galvanised bracing and orange beams

LINK51

SHELVING & RACKING



More sizes available.
Call us for more information!



BEAM LOAD
2000kg

LINK51 PALLET RACKING BAYS

Height	Width	Depth	Levels	Beam Load	Starter Kit		Extension Bay	
					Code	Each	Code	Each
3000mm	2250mm	900mm	2	2000kg	PS22930	£324.78	PE22930	£231.58
3000mm	2250mm	1100mm	2	2000kg	PS221130	£330.90	PE221130	£234.64
3000mm	2700mm	900mm	2	2000kg	PS27930	£374.48	PE27930	£281.27
3000mm	2700mm	1100mm	2	2000kg	PS271130	£380.59	PE271130	£284.33
4800mm	2250mm	900mm	3	2000kg	PS22948	£478.03	PE22948	£341.94
4800mm	2250mm	1100mm	3	2000kg	PS221148	£486.57	PE221148	£346.21
4800mm	2700mm	900mm	3	2000kg	PS27948	£552.57	PE27948	£416.48
4800mm	2700mm	1100mm	3	2000kg	PS271148	£561.11	PE271148	£420.75
6000mm	2250mm	900mm	4	2000kg	PS22960	£602.76	PE22960	£438.04
6000mm	2250mm	1100mm	4	2000kg	PS221160	£612.92	PE221160	£443.12
6000mm	2700mm	900mm	4	2000kg	PS27960	£702.14	PE27960	£537.43
6000mm	2700mm	1100mm	4	2000kg	PS271160	£712.31	PE271160	£542.51

Frames provided in knock down form - require assembly on site

SAFETY

It is essential that pallet racking exceeding a height to depth ratio of 4:1 to the top loaded shelf is adequately secured to the floor.



FROM ONLY
£88.50



BEAM LOAD
2000kg

LINK51 PALLET RACKING EXTRA BEAMS


Pair of beams with locking clips, powder coated orange. 2000kg UDL per pair.

Code	Width	Depth	Each
PL229	2250	900	£88.50
PL279	2700	900	£121.09
PL2211	2250	1100	£88.50
PL2711	2700	1100	£121.09



Assembly
Required

FROM ONLY
£142.27



LINK51 GALVANISED STEEL DECKING

Galvanised steel decking, spans pallet beams to provide a smooth deck. 2000kg UDL per level.

Code	Width	Depth	Each
PSL2290	2250	900	£223.29
PSL2790	2700	900	£142.27
PSL2211	2250	1100	£260.03
PSL2711	2700	1100	£216.29

FROM ONLY
£70.40



LINK51 COIL CRADLES

Spans beams to provide location and support for coiled materials. Cradle carries 707kg UDL.

Code	Description	Each
CC0900GU	To suit 900mm deep frame	£70.40
CC1100GU	To suit 1100mm deep frame	£82.35

FROM ONLY
£22.46



LINK51 FORK SPACERS

Used in pairs across beams, to provide 105mm high fork entry space. 2000kg UDL per pair.

- Sold singularly

Code	Description	Each
FS0900MOR	To suit 900mm deep frame	£22.46
FS1100MOR	To suit 1100mm deep frame	£26.83

LINK51 RACK PROTECTION

LINK51 RACK END PROTECTION KITS

Modular barrier system for protection against forklift truck damage

- Kits contain two protectors, a sigma rail and all fixings

Code	Type	Width	Each
SSSLRPK930OR	L type	930	£151.30
SSSLRPK1130OR	L type	1130	£153.86
SSSLRPK2030OR	L type	2030	£165.43
SSSLRPK2430OR	L type	2430	£169.93
SSSURPK930OR	U type	930	£149.31
SSSURPK1130OR	U type	1130	£151.87
SSSURPK2030OR	U type	2030	£163.44
SSSURPK2430OR	U type	2430	£168.57



L TYPE END PROTECTION FROM
£151.30

L type



U TYPE END PROTECTION FROM
£149.31

U type

SHELVING & RACKING

LINK51



Quantity Discounts

Call for more info

STARTER BARRIERS FROM ONLY
£148.30

LINK51 SINGLE BARRIER RAIL KITS

Sigma rail barrier system for walkways, 400mm high single rail barrier

- Rail is 165 x 40mm and manufactured from 4mm steel
- Uprights are manufactured from 90 x 50 x 3.6mm hollow steel section, powder coated orange
- Baseplates are 200 x 200mm with 3 pre-drilled holes

		Starter Barrier		Extension Barrier	
Height	Width	Code	Each	Code	Each
400	930	SSSBRHZD930SOR	£148.30	SSSBRHZD930EOR	£84.74
400	1130	SSSBRHZD1130SOR	£150.87	SSSBRHZD1130EOR	£87.11
400	2030	SSSBRHZD2030SOR	£162.43	SSSBRHZD2030EOR	£98.69
400	2430	SSSBRHZD2430SOR	£167.57	SSSBRHZD2430EOR	£103.82

LINK51 DOUBLE BARRIER RAIL KITS

Sigma rail barrier system for walkways, 800mm high double rail barrier

- Rail is 165 x 40mm and manufactured from 4mm steel
- Uprights are manufactured from 90 x 50 x 3.6mm hollow steel section, powder coated orange
- Baseplates are 200 x 200mm with 3 pre-drilled holes

		Starter Barrier		Extension Barrier	
Height	Width	Code	Each	Code	Each
800	930	SSSBRHZD930SOR	£241.02	SSSBRHZD930EOR	£141.28
800	1130	SSSBRHZD1130SOR	£246.15	SSSBRHZD1130EOR	£146.41
800	2030	SSSBRHZD2030SOR	£269.29	SSSBRHZD2030EOR	£169.55
800	2430	SSSBRHZD2430SOR	£279.56	SSSBRHZD2430EOR	£158.30

LINK51 UPRIGHT PROTECTORS

Protects bottom of pallet racking uprights from accidental damage

- 4 fixings per protector required (sold individually)

FROM ONLY
£46.74

Code	Description	Each
UP400OR	U Type Protector	£46.74
UPRA400OR	L Type Protector	£47.72
FAS1515	Fixings for upright protectors	£3.71

LINK51 UPRIGHT PROTECTOR CHANNEL KIT

Designed to protect the lower section of uprights, against accidental forklift truck collision damage. Steel with foam inserts the Column Protector is secured to the upright.

FROM ONLY
£27.50

Code	Height	Each
UPC0425OR	425	£27.50
UPC0650OR	650	£33.96
UPC0950OR	950	£43.78

Warehouse essentials



Barriers & Protection

Pages 155 - 157



Safety Signs & Labelling

Pages 163 - 170



Recycling Bins & Sacks

Pages 174 - 175

PALLET RACKING

APEX PALLET RACKING

Designed for strength and durability. Supplied as an easy to assemble bolted end frames, with beams that locate in to the uprights. The beams are retained in place by the red and blue Apex Plastic Beam Lock. If Plastic Beam Locks are missing or broken on site, these provide a visible indication if a beam has been accidentally dislodged

- Light grey uprights, galvanised bracing and orange beams
- Each Bay will accept a maximum load of 8000kg UDL. First beam level must be a maximum of 1650mm from the floor
- Additional heights and capacities available on request

Quantity Discounts

Call for more info

Two bay starter kit

STARTER KITS FROM ONLY
£617.49

APEX



Starter Kit - comprises a starter and extension bay
Example bay shown APR451127S



Extension Bay
Example bay shown APR451127X



Assembly Required

Other Sizes Available

Call for options



APEX PALLET RACKING BAYS

Apex Pallet Racking Starter Kits comprise a starter and extension bay.

- Pallets stored includes pallet on floor.

					Starter Kit		Extension Bay			
Height	Width	Depth	Beam Levels	Pallets Stored	Code	Price	Pallets Stored	Code	Price	
3000mm	2700mm	900mm	2	12	APR309027S*	£617.49	6	APR309027X*	£252.43	
3000mm	2300mm	1100mm	2	12	APR301123S*	£585.61	6	APR301123X*	£236.77	
3000mm	2700mm	1100mm	2	12	APR301127S*	£616.27	6	APR301127X*	£252.02	
4500mm	2700mm	900mm	3	16	APR459027S*	£899.56	8	APR459027X*	£369.75	
4500mm	2300mm	1100mm	3	16	APR451123S*	£852.64	8	APR451123X*	£346.49	
4500mm	2700mm	1100mm	3	16	APR451127S*	£898.39	8	APR451127X*	£369.36	
6000mm	2700mm	900mm	4	20	APR609027S*	£1,225.53	10	APR609027X*	£512.14	
6000mm	2300mm	1100mm	4	20	APR601123S*	£1,163.39	10	APR601123X*	£481.26	
6000mm	2700mm	1100mm	4	20	APR601127S*	£1,224.39	10	APR601127X*	£511.76	

Frames provided in knock down form - require assembly on site

SAFETY

It is essential that shelving exceeding a height to depth ratio of 4:1 to the top loaded shelf is adequately secured to the floor. Bay codes followed with an * indicate floor fixings supplied.



BEAM LOAD UP TO 3000kg

APEX PALLET RACKING EXTRA BEAMS

Hard wearing Orange powder coated finish

- Beams are priced individually, however should normally be ordered in pairs.

SINGLE BEAM FROM ONLY
£38.58

Code	Width	Beam Load	Each
PC090527000730R	2700mm	2000kg	£38.58
PC100527000730R	2700mm	2500kg	£40.13
PC150533000730R	3300mm	3000kg	£66.88



APEX PALLET RACKING ACCESSORIES



APEX PALLET RACKING PLASTIC BEAM LOCK

- Red and blue plastic beam lock. Used to help reduce risk of accidentally lifting beams. If Plastic Beam Locks are missing or broken on site, these provide a visible indication, if a beam has been accidentally dislodged.

PBL	£0.46
-----	-------

ONLY
£0.46

SHELVING &
RACKING



BEAM LOAD
UP TO 2000kg

APEX PALLET RACKING BEAMS

Hard wearing Orange powder coated finish

- Beams are priced individually, however should normally be ordered in pairs.

Code	Width	Beam Load	Each
PU050S13500730R	1350mm	1000kg	£14.86
PU060S13500730R	1350mm	1250kg	£15.84
PU110H27000730R	2700mm	2000kg	£36.66

FROM ONLY
£14.86



APEX PALLET SUPPORT BAR

Provides additional support for undersized or damaged pallets.

Code	Description	Each
PPS0900GR	To suit 900mm deep frame	£19.53
PPS1100GR	To suit 1100mm deep frame	£20.75

FROM ONLY
£19.53



BARRIERS FROM
ONLY
£160.86

APEX TUBULAR RACK END BARRIER

Tubular barriers, used to help protect ends of racking runs from accidental fork lift damage.

- 500mm high.
- Orange powder coated finish.
- Requires 8 floor fixings per barrier (Floor fixings not included)

Code	Description	Each
PTB209000500OR	To suit 900mm deep frame	£160.86
PTB211000500OR	To suit 1100mm deep frame	£164.26

APEX ROW SPACER

Ensures back-to-back racking is correctly spaced. Galvanised.

- Excludes fixings.

Code	Length	Each
PRS0200GV	200mm	£3.28
PRS0300GV	300mm	£3.59

APEX LEVELLING PLATE

Helps level bays on uneven floors

Code	Description	Each
PLP2UN	2mm thick	£1.24
PLP3UN	3mm thick	£1.56

APEX FLOOR FIXING BOLT

Expanding bolt for fixing down pallet racking through footplates.

BLTBFF1240ZP	£0.78
--------------	--------------



FROM ONLY
£36.09

APEX UPRIGHT PROTECTOR KITS

Protects bottom of pallet racking uprights from accidental damage

- Supplied with 4 floor fixings

Code	Height	Colour	Each
PGKS300OR	300mm	Orange	£36.09
PGKS450OR	450mm	Orange	£44.08



FROM ONLY
£34.44

APEX CORNER PROTECTOR KITS

Protects bottom of pallet racking uprights from accidental damage.

- Supplied with 4 floor fixings

Code	Height	Colour	Each
PGKC300OR	300mm	Orange	£34.44
PGKC450OR	450mm	Orange	£42.06

Safe handling & movement



Trailers

Page 146



Hand Pallet Trucks

Page 149



Roll Cages

Page 151

STORAGE RACKS


CANTILEVER RACKING

Manufactured in the UK, the kits offer a cost effective and safe solution for storing long and heavy products, with the opening-fronted system, allowing for the storage of infinite and varying length items. The racking is available in light, medium and heavy duty.

- Single or double sided racking
- Adjustable arm heights - standard adjustment pitch 150mm
- Comes with black uprights and yellow arms as standard

Quantity Discounts

Call for more info



Other Sizes Available

Call for details

STARTER BAYS FROM ONLY
£699.74



ARM LOAD
UP TO 1000kg

SINGLE SIDED CANTILEVER RACKING KITS

Height	Width	Load	Arm Length	Arm Load	Starter Bay		Extension Bay	
					Code	Each	Code	Each
2700mm	1000mm	2000kg	600mm	250kg	VCLSS1	£699.74	VCLSE1	£417.96
4500mm	1200mm	4000kg	900mm	500kgs	VCMS1	£947.43	VCME1	£565.78
6000mm	1500mm	8000kg	1200mm	1000kg	VCHSS1	£1,317.97	VCHSE1	£783.38



Starter Bay

DOUBLE SIDED CANTILEVER RACKING KITS

Height	Width	Load	Arm Length	Arm Load	Starter Bay		Extension Bay	
					Code	Each	Code	Each
2700mm	1000mm	4000kg	600mm	250kg	VCLDS1	£774.96	VCLDE1	£462.60
4500mm	1200mm	8000kg	900mm	500kgs	VCMD1	£1,043.58	VCME1	£622.93
6000mm	1500mm	16000kg	1200mm	1000kg	VCHDS1	£1,489.41	VCHDE1	£881.66



Extension Bay

CANTILEVER RACKING ARMS

Additional arms for use with starter and extension bays.

- Can be supplied drilled, to accept Retaining Pins. Please advise at time of order
- Adjustable on 150mm



ADDITIONAL
ARMS FROM ONLY
£20.14

Code	Length	Arm Capacity	Each
VCLA2	600mm	600mm	£20.14
VCMA2	900mm	900mm	£30.47
VCHA2	1200mm	1200mm	£40.41

CANTILEVER RACKING RETAINING PINS

Retaining Pins hold bulky items on to the arms, ensuring safer storage of products. Pins are available as Light or Heavy duty.

Please purchase the right type of pins for your requirements.

- NOTE - Arms need to be drilled to accept Retaining Pins. When ordering Arms, please advise if you require them to be drilled.
- Please be aware there is a minimum order of 10 pins
- Black finish



PINS FROM
£9.79

Code	Type	Each
VCLP10	Light Duty	£9.79
VCHP10	Heavy Duty	£12.59

CRADLES & RACKS

Keep your workplace organised and efficient with these bar cradles, sheet and board racks.

- Vertical storage racks and stacking bar cradles offer easy storing of materials, such as bar, tube, angles and flats
- Cradles can be stacked up to 5 units high and carry 1000kg
- Multi-purpose and plate racks are used to store plywood, chipboard, timber, steel or just about any other sheet format material on their edge.
- These versatile storage racks are ideal, for either in trade or retail outlets, or in warehouses where board or sheet material is stored.




VERTICAL STORAGE RACKS

Fully welded steel construction with steel base.

- 600 x 250mm storage bays
- Pre-drilled for floor fixing
- Blue epoxy finish

Code	Height	Width	Depth	Weight	Each
VVSR4	1500mm	1200mm	600mm	84kg	£297.24
VVSR6	1500mm	1800mm	600mm	108kg	£369.46
VVSR8	1500mm	2400mm	600mm	135kg	£446.05



MULTI-HEIGHT PLATE RACK

Keep stock clean, tidy and safe, during manufacturing or storage process.

- Distance between uprights: 305mm. Height from base to central support beam: 575mm
- Pre-drilled holes to allow for floor bolting (bolts not supplied)
- Blue epoxy finish

Code	Height	Width	Depth	Weight	Each
VVHSR1	1000mm	1400mm	800mm	75kg	£290.02



STACKING BAR CRADLES

For storing varying lengths of bar, tube, flats and angles.

- 1000kg capacity
- 127mm pallet feet
- Blue epoxy finish

FROM ONLY
£103.58

Code	Height	Width	Depth	Weight	Each
VBCR1	470mm	790mm	385mm	21kg	£103.58
VBCR2	625mm	790mm	385mm	24kg	£109.39
VBCR3	470mm	1095mm	385mm	25kg	£111.36
VBCR4	625mm	1095mm	385mm	28kg	£117.77



MULTIPURPOSE RACKS

Keep stock clean, tidy and safe during manufacturing or storage process.

- Distance between uprights: 305mm. Height from base to central support beam: 575mm
- Pre-drilled holes to allow for floor bolting (bolts not supplied)
- Blue epoxy finish

ONLY
£318.17

Code	Height	Width	Depth	Weight	Each
VFHSR	1220mm	1080mm	1015mm	53kg	£318.17

Warehouse safety



Warehouse Safety Signs

Pages 169 - 170

SHELVING DESIGN TIPS



Cross aisles help cut down journey times in picking operations, which helps increase efficiency and keeps fire escape routes clear.

Understanding our client's storage requirements, is vital in offering value for money, as well as the most practical and beneficial products possible. Whether the need is for high density storage of industrial items, maximising retail stockroom capacity, designing usable library schemes or managing records storage in an office – we can help you achieve a cost efficient and practical storage solution.

Determining the shelving you need, starts by fully understanding your stock profile. This is essential in ensuring the storage solution is designed to suit the size of the stored items. Often there are large areas of wasted space, where existing racking or shelving has been supplied, to suit the largest item stored, even though the majority of items may actually be smaller than this. Having bays of different shelf depths to match the stock dimensions, should be considered to maximise available space.

Specifying the correct shelf size is important, as it ensures that the whole width and depth of the shelf is used. Different bay widths can be specified, ensuring multiples of different sized items can be stored within the run. For example, by measuring the stock size, it is easy to choose the correct size of shelf, to suit multiples of the stock; e.g. women's shoe boxes are typically around 200mm wide and 6 boxes would sit perfectly on a 1220mm wide shelf, but men's shoes boxes are 255mm, so a 1100mm wide shelf is more applicable.

Providing maximum storage capacity is not the only criteria to be considered. How users access the shelving, needs to be considered. There is no point having the capacity if you can't easily use it. Narrow aisle widths will restrict the numbers of users who can work at the same times, so sufficient working space should be allowed for equipment to be used, such as pallet trucks and stepladders, valuable space can be utilised.

Once you understand your bay profiles, you can start to plan how to use them within the space available. You will need to take into account the position of doorways, windows, fire exits etc. along with ensuring adequate lighting along aisles. In long runs of shelving, cross aisles should be allowed to allow users to quickly move between runs, without having to walk to the end of aisles.

Using all of the available height, is a simple way to add significantly more usable storage area, easily and economically, within the same footprint area. This might be restricted by the weight of the items being stored and the implications of manual handling regulations, but by using manual and mechanical access equipment, this valuable space can be utilised.

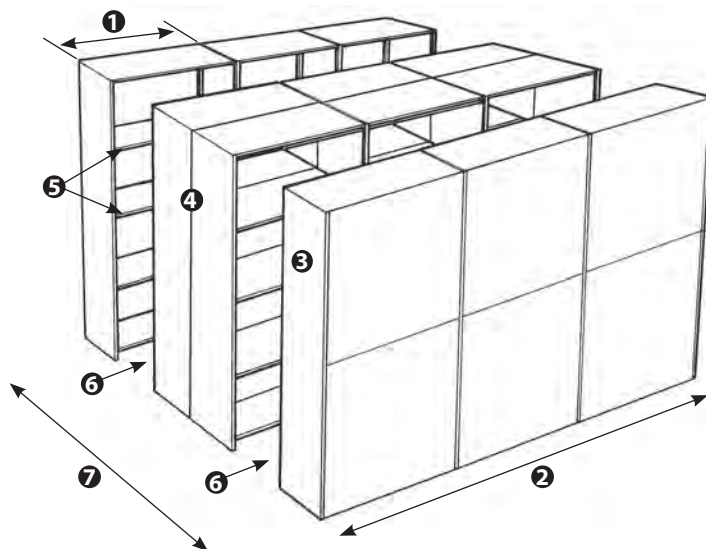
We have a wealth of experience and knowledge in storage design and are conversant with the relevant Health & Safety and industry standards. You can be assured that our solution to your storage requirements, no matter how large or small, will always receive an unbiased view of how to provide you with a system, that serves your organisation in a financially and environmentally responsible manner, well into the future.



Mechanical access equipment allows for higher shelving to be considered, utilising the full building height.

USEFUL SHELVING TERMINOLOGY

1. BAY - Module between a pair of frames.
2. RUN - A series of shelving bays connected length-ways.
3. SINGLE SIDED RUN - A Single depth of shelving.
4. DOUBLE SIDED RUN - Two runs built back to back, not necessarily of the same depth, but sharing a common 'spine'.
5. LEVELS - The number of storage levels in the shelving height.
6. AISLE - Space giving access to the picking or loading faces of shelving.
7. GANGWAY - Space for movement of transport but not giving access to picking or loading faces.



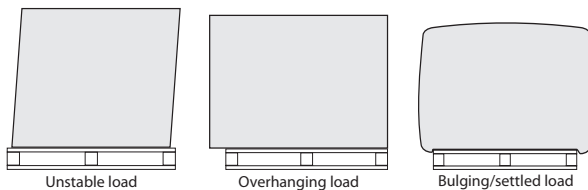
PALLET RACKING DESIGN TIPS

We can offer bespoke design, installation and project management of any racking project.

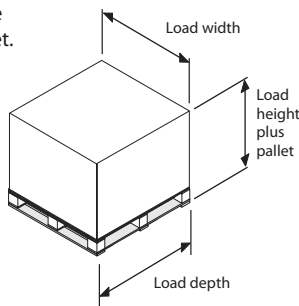
The need to invest in pallet racking is often a straightforward requirement. However, different types of pallet racking can have vastly different outcomes, in terms of efficiency and cost, be it for standard conventional racking, drive in, pallet live, push back or very narrow aisle.

1. Some general considerations

- Make sure the pallets are suitable for use in pallet racking. The weight on the pallet is evenly spread over the full area of the pallet.
- Confirm the size of the load you are storing and consider any overhang.



- Understand the depth, width and height of the load including the pallet.



2. Simple calculations for pallet storage

FRAMES

- The frame height
- Allow 300mm at each storage level, for clearance to place and remove the load and the height of beam.
- The frame height = (load height + 300mm) x number of levels stored on beams + 600mm.
- Remember to consider any lighting or sprinklers at roof level, that may require additional clearance.
- The frame depth.
- Depth of the pallet minus 100mm. This will ensure that the corner blocks of the pallet, will be supported on the beams.

Increasing the vertical spacing of the beams, will reduce the maximum weight that a frame can safely support.

BEAMS

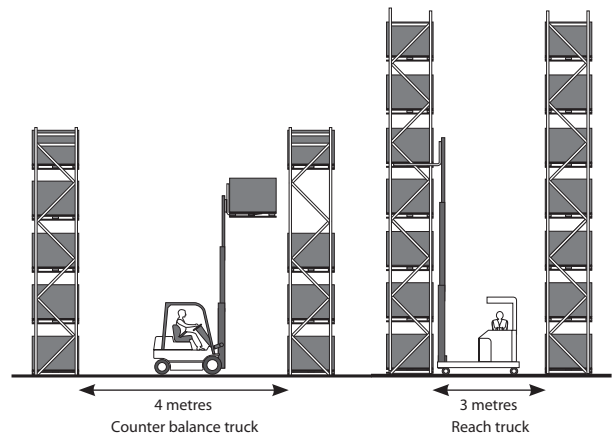
- The beam length.
- Assuming 2 loads per beam = 2 x load width + 300mm.
- Loads on beams to be uniformly distributed – do not exceed the beam capacity.

AISLES

- The aisle width depends on the mechanical handling equipment being used and the size of the load. The supplier of the equipment will provide recommended widths.

TYPICAL AISLE WIDTHS

- Counter balance fork lift trucks, lifting to about 5m, aisle width 4m.
- Reach trucks or stackers lifting to about 8m, aisle width 3m.



No matter how carefully you use your storage scheme, damage will occur from time to time, which can result in serious consequences, including injury to staff, if left undetected. We have a skilled team of safety engineers who are on hand to provide SEMA approved pallet racking inspections, to determine the safety and structural integrity of your pallet racking systems.

As pallet racking suppliers, with SEMA Approved Racking Inspectors (SARI), we are perfectly positioned to report on the status of your installation, regardless of the original supplier.

We provide you with a full report, detailing any damage and grade it using a simple red, amber, green system to signify severity. We will also offer a quotation for repairing any outstanding damage and outline ways to avoid similar issues occurring in the future, including introducing you to our range of Pallet Racking Accessories and Protection products, such as barriers, upright protectors, rails, signage and floor markings.



Racking Inspections

SEMA guidelines suggest you should have at least one pallet racking inspection from an expert every 12 months, but you should also run regular checks yourself on a weekly or monthly basis.

By carrying out these inspections and identifying any safety issues, you can also reduce lifetime costs associated with general pallet racking maintenance.

- Meet your legal requirements under Health and Safety Regulations.
- Help reduce insurance premiums and maintenance costs.
- Avoid accidents and consequences of failing to comply with HSE.

Whether you're unsure about the structural integrity of your existing pallet racking system, or simply want to keep up to date with best practices for a safe working environment, call us today.

WIDE AISLE PALLET RACKING

Easily installed, cost effective and versatile, adjustable beam racking is the most widely used pallet storage system and allows 100% direct access to each pallet stored.

With adjustable beams, racking can be re-configured to accommodate changes in the type of goods stored, and wide aisles allow access by all types of trucks, making specialised handling equipment unnecessary.

Racking arranged in this way gives high quality storage, but may only utilise 40% of the available floor space, the rest being aisles.

SHELVING &
RACKING



Cross aisles allows workers to move quickly between picking aisles. These can be increased in height to accommodate fork lift truck movement.



Wide aisle pallet racking allows for easy access to every pallet stored and can accommodate manual picking, as well as bulk operations.



Need advice or information?

Give us
a call

Wide aisle pallet racking has a minimum aisle width of 3 metres, allowing for standard fork lift trucks to be used.



NARROW AISLE PALLET RACKING




SHELVING &
RACKING

Pick and Deposit (P&D) stations can be used at the end of racks, to assist in load handling between fixed aisle and other trucks.

By allowing fork lift trucks to operate in aisles, of up to half the width required in conventional adjustable beam pallet racking, Narrow Aisle and Very Narrow Aisle racking, makes excellent use of floor space and maximizes the height at which goods can be stacked.

Using specialised lift trucks in either 'man-down' or 'man-up' variants, narrow aisle racking is designed for safe, efficient load handling, within the tight confines of these efficient aisles.



Narrow aisle pallet racking requires specialist trucks to operate in the aisles. The height of the installation will have a major bearing on the truck type.

DRIVE IN PALLET RACKING

Using minimal space for access aisles and lanes, Drive-in racking provides a high-density and very space-efficient bulk storage system.

With the first pallet into a lane being the last out, stock selectivity is restricted, but when loads are delivered and dispatched in batches, this is not a difficulty.

Pallets are stored on runners, in the depth of the racking and trucks enter to deposit or retrieve.

The system lends itself to high volume movement, of low value products, where handling costs are a large percentage of the overall product cost.

SHELVING & RACKING



Pallets are stacked by the first-in, last-out (FILO) principle, which means that individual pallets cannot be accessed directly, but one by one from the front face of the rack.



Used extensively by drink manufacturers, as a safe way of block stacking glass and PET bottles..



With limited stock rotation, Drive-in pallet racking is particularly suitable for seasonal goods.

SHUTTLE PALLET RACKING

Shuttle storage is an alternative to Drive-In, Push Back or Pallet Live racking systems. These systems, though efficient, are limited by the length of the storage lane that can be practically achieved.

The shuttle storage system overcomes this, by storing pallets within a system that can operate to greater depths. The racking features guide/support rails which run the depth of the rack structure, on which an automated shuttle travels.


Pallets are loaded onto a shuttle at the front of the lane, which transports the pallet down to the other end.

The in-built sensors on the shuttle detect the position of previous pallets and places the new load at a predetermined distance from them, before returning to the start face.

The shuttle is easily moved between lanes by a standard fork lift truck.



The shuttle movements are sent via the radio remote controller, allowing the forklift truck and driver to be released to other tasks while the shuttle operates.



Shuttles are fitted with a 48V lithium no 'memory effect' battery, offering up to a 15 hour operating time.



The length of the storage lane is not limited in the same way as a pallet live system, with no incline required.

PUSH BACK PALLET RACKING

Effectively utilising floor and cubic space, Push-back racking is amongst the most space and time-efficient pallet storage systems available.

The pallets are loaded and unloaded from the same aisle, reducing truck travel distances and improving efficiency.

Pallets are loaded in sequence onto roller beds, or wheeled carriers of differing heights and are pushed back along inclines to utilise the full depth of the racking. Pallets can be stored up to ten deep and when a load is retrieved the remaining pallets roll forward into position at the picking face.

Selectivity is 'first-in, last-out' and with each product having a dedicated lane, dynamic Push-back racking is particularly useful in marshalling areas and for bulk storage and handling.



Push-back racking allows for the storage of up to 10 pallets deep.



Pallets are loaded onto wheeled carts or rollers, and are pushed back along inclined beds. When a load is retrieved, the remaining pallets roll forward into position at the picking face.



When fully utilised, very high occupancy rates can be achieved.

SHELVING &
RACKING

PALLET LIVE PALLET RACKING

Pallets are loaded onto dedicated lanes of inclined gravity rollers which are set at a fixed gradient. When a load is taken from the picking face, the next pallet rolls onto position, with replenishment stock loaded at the opposite upper end of the lane.

Working on a first in, first out basis, dynamic live storage racking provides extremely high levels of density in a given area, and provides automatic stock rotation, with the minimum of fork lift truck movements required to handle the flow of goods.



Pallet live can be used to feed multi level picking operations, where pallets are broken down for picking.



Ideal for perishable and time sensitive products, pallet live storage saves space of up to 60% compared to conventional racking.



WAREHOUSE SOLUTIONS

PICK TOWERS


A pick tower is a multi-level high density storage and picking solution, designed to maximise the available height of the building.

Compared to traditional low level storage and picking systems, it provides increased capacity within a similar foot print. It also provides commercial benefits compared to multi-level mezzanine floor solutions, which may require additional civils or building work to support the mezzanine structure.

A number of pick tower options are available to suit your product range, SKU numbers and picking profile including:

- Individual items – single SKUs
- Full cartons – not broken down
- Pallets
- A combination of all the above

Pick tower designs range from a simple ground plus 1 solution up to ground plus 4 levels, utilising approximately 14 metres of head room.



Up to ground plus 4 floor levels are achievable, delivering great space utilisation and flexibility.



The mezzanine floor integrates with the pallet racking pick tower to create a working area for the conveyors.



Pick towers can have live storage and garment hanging integrated within the structure, making it a favourite of fashion retail distributors.

MEZZANINE FLOORS

The wide range of sizes, floor types, accessories and construction materials mean the mezzanine can be designed to meet your exact requirements.

A mezzanine floor is basically a raised structural steel platform independent of your main building structure, supported by steel columns. It creates invaluable extra floor area from wasted air space above your existing work and storage areas, economically increasing the amount of space available to you.

Mezzanine floors enable the working height of a building to be utilised to its full potential, by doubling or tripling the floor area

They can be designed to accommodate:

- Offices • Production equipment
- Storage areas • Retail sales space



Mezzanines can be designed to accommodate a further floor at a later date, future proofing the installation against planned growth.



Lighting, sprinklers and fire cladding can all be managed and installed alongside the mezzanine floor.



Mezzanines can also be used in front of house retail operations to increase the sales area.



Link51 and Probe steel lockers for every environment.

See pages 58 - 63

NEW MFC Satin Door Lockers, in contemporary colours, ideal for offices and receptions.
See pages 67



Seating & benching to suit all changing and locker rooms.
See pages 70 - 73

NEW Charging Lockers. Secure, easy and safe solution for charging electronic devices.
See page 76



Clean & Dirty and Crew Lockers, part of our comprehensive range of Garment, Workwear and Utility lockers.
See pages 82 - 83

EVERYDAY LOCKERS

Quick Delivery Locker & Cupboards	56
Link51 Standard Steel Lockers	58
Probe Standard Steel Lockers	60
Lockers for Schools	64
Plastic Lockers	66
MFC Satin Door Lockers	67
Laminate Door Lockers	68
Wood Effect Door Lockers	69
Cloakroom & Benches	70

PERSONAL EFFECTS LOCKERS

Tablet Lockers	74
Laptop Lockers	75
Charging Lockers	76
Small Item Lockers	77

SPECIALIST LOCKERS

Vision Panel Lockers	78
Perforated Door Lockers	78
Space Saving Lockers	79
Mesh Lockers	80
Police/Crew	81
PPE Lockers	81

GARMENT LOCKERS

Dispensers & Collectors	82
Clean & Dirty	82
Two Person	82
Uniform Lockers	83
Crew Lockers	83
Locker Accessories	84
Lock Options	84

LOCKER SOLUTIONS

Locker Room Design Tips	85
-------------------------	----

NEED LOCKERS IN A HURRY?

**3 DAY
QUICK DELIVERY**



LOCKERS



Lockers are fitted with a camlock as standard. Supplied with 2 keys. A master key is available.

For full range see **PAGE 59**



QUICK DELIVERY LOCKERS

Standard 1800mm height steel lockers are great for storing items securely in offices, factories and schools.

- Choice of 5 door configurations.
- Single Door Lockers 300mm and 450mm deep, fitted with hat shelf and double coat hook. 450mm deep also features a hanging rail.
- Two Door lockers fitted with double coat hook in each compartment.



			Light Grey Door		Blue Door		Red Door	
Width	Depth	Doors	Code	Each	Code	Each	Code	Each
300mm	300mm	1	Z12211	£85.89	Z12211CF	£85.89	Z12211RD	£85.89
300mm	300mm	2	Z12212	£95.83	Z12212CF	£95.83	Z12212RD	£95.83
300mm	300mm	3	Z12213	£114.90	Z12213CF	£114.90	Z12213RD	£114.90
300mm	300mm	4	Z12214	£124.34	Z12214CF	£124.34	Z12214RD	£124.34
300mm	300mm	6	Z12216	£150.67	Z12216CF	£150.67	Z12216RD	£150.67
300mm	450mm	1	Z12511	£100.04	Z12511CF	£100.04	Z12511RD	£100.04
300mm	450mm	2	Z12512	£110.24	Z12512CF	£110.24	Z12512RD	£110.24
300mm	450mm	3	Z12513	£130.75	Z12513CF	£130.75	Z12513RD	£130.75
300mm	450mm	4	Z12514	£140.87	Z12514CF	£140.87	Z12514RD	£140.87
300mm	450mm	6	Z12516	£168.70	Z12516CF	£168.70	Z12516RD	£168.70

Maximum order 10 lockers.

Light Grey
(RAL 7035)

Blue
(RAL 5002)

Red
(RAL 3020)

QUICK DELIVERY CUBE LOCKERS

Versatile and compact all steel 1 door cube lockers, popular for personal effects and bags.

- Available in 2 sizes and 2 colours
- Finished with an antibacterial coating for maximum hygiene
- Can also be used as solo lockers or bolt together to form a unit

			Light Grey Door		Blue Door	
Height	Width	Depth	Code	Each	Code	Each
300mm	300mm	300mm	ZQU12	£44.02	ZQU12CF	£44.02
450mm	450mm	450mm	ZQU18	£69.05	ZQU18CF	£69.05

Maximum order 10 lockers.

Light Grey
(RAL 7035)

Blue
(RAL 5002)

For full range see **PAGE 65**





QUICK DELIVERY SMALL ITEM LOCKERS

Small Item Lockers provide secure storage for small but valuable possessions in public areas and throughout the workplace.

- Units can be hung on walls, fitted on top of each other or side to side.
- Key-operated cam locks with two keys are supplied as standard.

Doors	Height	Width	Depth	Code	Each
4	915mm	250mm	180mm	Z100641A01GUCF	£124.60
8	915mm	250mm	180mm	Z100681A01GUCF	£159.04

Maximum order 10 lockers.

Blue
(RAL 5002)

For full range
see **PAGE 77**



The In Charge™ Locker range, provides a safe environment for tool batteries, mobile phones, tablets and other electronic devices.

Lockers are fully portable as a single unit - simply place the unit in a convenient location, plug the unit into a power point and the lockers are ready for use.

All Quick Delivery charging lockers are finished with light grey body with blue doors. The paint finish incorporates ActiveCoat anti-bacterial protection.

Current consumption for each compartment is 1amp.

Blue
(RAL 5002)



Charging



Anti-Bacterial



For full range
see **PAGE 76**



QUICK DELIVERY SMALL ITEM CHARGING LOCKERS

- Each compartment fitted with single socket

Doors	Height	Width	Depth	Code	Each
4	915mm	250mm	180mm	Z100641P03GUCF	£320.06
8	915mm	250mm	180mm	Z100681P03GUCF	£431.70

Maximum order 10 lockers.

QUICK DELIVERY TOOL CHARGING LOCKERS

- 4 compartment fitted with single socket
- 6 compartment fitted with double socket

Doors	Height	Width	Depth	Code	Each
4	1800mm	300mm	450mm	Z12514GUCF00TCS	£365.42
6	1800mm	300mm	450mm	Z12516GUCF00TCD	£462.28

Maximum order 10 lockers.

QUICK DELIVERY LAPTOP CHARGING LOCKERS

- 10 doors with 10 compartments
- Each compartment fitted with single socket

Doors	Height	Width	Depth	Code	Each
10	1800mm	450mm	450mm	Z1551TGUCF00LCS	£666.40

Maximum order 10 lockers.

LOCKERS

Other 3 DAY Quick Delivery items



Shelving

Page 15



Longspan

Page 17



Cupboards

Page 87

EVERYDAY LOCKERS

LINK51 STEEL LOCKERS

Link51 steel lockers are available in a wide range of sizes, door configurations, locking options, colours and finishes. The metal locker range consists of full height metal lockers, primary school lockers, cube lockers, small item lockers, laptop lockers, police lockers, staff lockers and garment lockers.

Fast delivery on popular sizes means that some sizes and colours are available within 5 days.



Link 51 standard duty lockers have been tested and conform to the requirements of the British Standard for Clothes Lockers BS 4680: 1996 'Standard Duty'.

Quantity Discounts

Call for more info



High gloss, powder coated paint finish

LOCKERS

LINK51

- Riveted and welded steel construction
- Durable epoxy powder coated finish
- Single door lockers fitted with hat shelf and double coat hook
- Hanging rail in addition to coat hook fitted as standard on 450mm deep 1 and 2 door lockers



- Door stiffeners provide added strength and security
- 8 & 10 door lockers available. Contact us for details
- Other sizes available upon request

INTEGRAL SECURITY



The design of the intermediate shelf prevents access to compartments above and below an open door. Shelves have an extended lip to provide a division between doors, offering protection against doors being prised open.



1 door

Air vents as standard on standard lockers

Hinges are welded to the door and riveted to the frame to give added strength and allow for easy replacement of damaged doors

Rail in addition to coat hook fitted as standard on 450mm deep 1 and 2 door lockers



Lockers are fitted with a camlock as standard. Supplied with 2 keys. A master key is available.

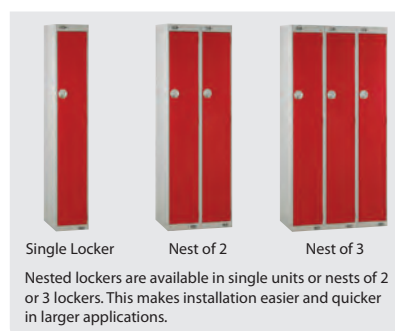


A hasp & staple padlock fitting (padlock not included) can be fitted as an alternative to a camlock at no extra cost.

Please replace 00 with 11 if hasp & staple lock is required at time of order.

For padlock specification see page 82.

FROM ONLY
£83.40



Single Locker

Nest of 2

Nest of 3

Nested lockers are available in single units or nests of 2 or 3 lockers. This makes installation easier and quicker in larger applications.

COLOURS AVAILABLE

Body

Doors

Light Grey
(RAL 7035)


Blue
(RAL 5002)

Light Grey
(RAL 7035)

Green
(RAL 6001)

Red
(RAL 3020)

Yellow
(RAL 1003)



LINK51 FULL HEIGHT LOCKERS

Standard 1800mm height 1 - 6 compartment steel lockers are great for storing items securely in offices, factories and schools.

- Nested units provide savings in locker costs due to improved manufacturing efficiencies, but can also reduce installation time on site.
- 300h x 300dmm - Comes with Top Shelf and Coat Hook

			Single Lockers		Nests of 2		Nests of 3	
Width	Depth	Doors	Code	Each	Code	Each	Code	Each
300mm	300mm	1	B12211GU--00	£83.40	B12221GU--00	£153.92	B12231GU--00	£225.05
300mm	300mm	2	B12212GU--00	£93.33	B12222GU--00	£173.95	B12232GU--00	£255.45
300mm	300mm	3	B12213GU--00	£112.41	B12223GU--00	£211.38	B12233GU--00	£311.36
300mm	300mm	4	B12214GU--00	£121.84	B12224GU--00	£230.19	B12234GU--00	£339.50
300mm	300mm	6	B12216GU--00	£148.16	B12226GU--00	£282.54	B12236GU--00	£417.97
300mm	450mm	1	B12511GU--00	£97.54	B12521GU--00	£177.39	B12531GU--00	£258.27
300mm	450mm	2	B12512GU--00	£107.74	B12522GU--00	£198.06	B12532GU--00	£289.43
300mm	450mm	3	B12513GU--00	£128.24	B12523GU--00	£238.13	B12533GU--00	£349.08
300mm	450mm	4	B12514GU--00	£138.37	B12524GU--00	£258.25	B12534GU--00	£379.22
300mm	450mm	6	B12516GU--00	£166.19	B12526GU--00	£313.65	B12536GU--00	£462.39
450mm	450mm	1	B15511GU--00	£119.12	B15521GU--00	£217.87		
450mm	450mm	2	B15512GU--00	£129.69	B15522GU--00	£238.90		
450mm	450mm	3	B15513GU--00	£151.78	B15523GU--00	£282.11		
450mm	450mm	4	B15514GU--00	£164.26	B15524GU--00	£307.20		
450mm	450mm	6	B15516GU--00	£195.48	B15526GU--00	£372.48		

For Lockers in a hurry?
See page 56

CF GU PD RD YD

Please add two letter suffix in partcode in place of dashes for colour when ordering.

Please replace 00 with 11 to end of partcode if hasp & staple lock is required in place of standard camlock (no additional cost option)

Other Sizes Available

Call for details

LINK51 FULL HEIGHT LOCKERS WITH SLOPING TOPS

Often specified in schools, factories and offices. Sloping tops prevent items and litter being placed on top of the lockers.

- A popular choice in areas where hygiene is of high importance, such as food and drink manufacturing businesses and healthcare companies

Code	Height	Width	Depth	Doors	Each
B12211GU--00ST	1925mm	300mm	300mm	1	£92.79
B12212GU--00ST	1925mm	300mm	300mm	2	£102.73
B12213GU--00ST	1925mm	300mm	300mm	3	£121.80
B12214GU--00ST	1925mm	300mm	300mm	4	£131.19
B12216GU--00ST	1925mm	300mm	300mm	6	£157.51
B12511GU--00ST	1987mm	300mm	450mm	1	£109.42
B12512GU--00ST	1987mm	300mm	450mm	2	£119.62
B12513GU--00ST	1987mm	300mm	450mm	3	£140.11
B12514GU--00ST	1987mm	300mm	450mm	4	£150.27
B12516GU--00ST	1987mm	300mm	450mm	6	£178.08
B15511GU--00ST	1987mm	450mm	450mm	1	£133.33
B15512GU--00ST	1987mm	450mm	450mm	2	£143.90
B15513GU--00ST	1987mm	450mm	450mm	3	£165.97
B15514GU--00ST	1987mm	450mm	450mm	4	£178.49
B15516GU--00ST	1987mm	450mm	450mm	6	£209.70

CF GU PD RD YD

Please add two letter suffix in partcode in place of dashes for colour when ordering.

Please replace 00 with 11 to end of partcode if hasp & staple lock is required in place of standard camlock (no additional cost option)

Sloping tops help keep locker rooms tidy



ADD-ON SLOPING TOPS

Sloping tops for Link51 Lockers are available as single or nests for retro fitting to existing installations.

- Sloping tops stop items and litter being placed on top of the lockers
- Standard colour as light grey to match body colour

			Single Tops		Nest of 2		Nest of 3	
Height	Width	Depth	Code	Each	Code	Each	Code	Each
125mm	300mm	300mm	XST221GU	£26.07	XST222GU	£28.12	XST223GU	£42.19
125mm	300mm	450mm	XST251GU	£17.83	XST252GU	£35.68	XST253GU	£53.49
287mm	450mm	450mm	XST551GU	£21.33	XST552GU	£42.64		



REPLACEMENT KEYS AVAILABLE
Phone for Details

LINK LOCKER MASTER KEYS

Master Key for Link Lockers

- Please note these will be delivered separately (for security reasons)

E270R	£7.29
-------	--------------

LINK51 LOCKER STANDS

Locker stands to raise lockers off the ground for easier floor cleaning.

- All stands are 150mm high and are fitted with adjustable feet
- To suit 3 locker sizes as single or nests
- Light grey finish to match locker body

			Single Stands		Nest of 2		Nest of 3		Nest of 4	
Width	Depth		Code	Each	Code	Each	Code	Each	Code	Each
300mm	300mm		FLSF221GU150M	£26.94	FLSF222GU150M	£25.19	FLSF223GU150M	£27.69	FLSF224GU150M	£36.38
300mm	450mm		FLSF251GU150M	£29.01	FLSF252GU150M	£26.75	FLSF253GU150M	£29.54	FLSF254GU150M	£39.15
450mm	450mm		FLSF551GU150M	£32.36	FLSF552GU150M	£29.54	FLSF553GU150M	£39.59	FLSF556GU150M	£43.67

FOR BENCHING & SEATING
See page 70



EVERYDAY LOCKERS

PROBE STEEL LOCKERS

Probe Lockers have an excellent reputation for build quality, style, security and durability. Manufactured in the UK since 1960.

Their range includes lockers for leisure centres, wet areas, uniform lockers, clean and dirty lockers and more. These are the **ONLY** lockers in the UK that are Fire Rated Lockers - they comply with the European Standard - EN 13501-1: 2007 +A1: 2009 relating to fire performance.

This means that these lockers will not combust, increase or sustain any fire within their proximity.



Probe Lockers are designed and manufactured in the UK, conforming to BS 4680:1996 "Standard Duty" (excluding size specification).

LOCKERS

PREMIUM steel lockers

PROBE




Air-vent system on each door



Welded compartment dividers provide added rigidity

Quantity Discounts

Call for more info



Lockers are supplied with a micro sprung 10 disc camlock featuring 3000 serial combinations as standard.

Supplied with 2 keys. A master key is available.



A hasp & staple padlock fitting (padlock not included) can be fitted as an alternative to a disc lock at no extra cost.

Please specify at time of order by adding HS to the end of the locker code.

For padlock specification see page 79.



Internal door strengtheners

FROM ONLY
£86.081

COLOURS AVAILABLE

Body	Doors						
Silver (RAL 9006)	Black (RAL 9004)	Blue (Similar to RAL 5019)	Green (RAL 6018)	Red (Similar to BS04E53)	White (RAL 9016)	Yellow (Similar to RAL 1004)	Silver (RAL 9006)



LOCKERS

PROBE FULL HEIGHT LOCKERS

Durable steel lockers are available in a range of doors, sizes and nesting options to suit all requirements.

- Supplied with camlocks as standard - other lock types available. See page 84, ring for details
- Nested units provide savings in locker costs due to improved manufacturing efficiencies, but can also reduce installation time on site.
- All lockers are 1780H x 305Wmm

FROM ONLY
£86.⁰⁸

FOR MORE LOCK
OPTIONS
See page 84

		Single Lockers		Nests of 2		Nests of 3	
Depth	Doors	Code	Each	Code	Each	Code	Each
305mm	1	7012121SG--C	£86.08	7012121SG--CN2	£157.01	7012121SG--CN3	£230.61
305mm	2	7012122SG--C	£112.61	7012122SG--CN2	£208.40	7012122SG--CN3	£307.71
305mm	3	7012123SG--C	£122.17	7012123SG--CN2	£226.91	7012123SG--CN3	£335.48
305mm	4	7012124SG--C	£130.63	7012124SG--CN2	£243.31	7012124SG--CN3	£360.04
305mm	5	7012125SG--C	£139.87	7012125SG--CN2	£261.20	7012125SG--CN3	£386.92
305mm	6	7012126SG--C	£161.06	7012126SG--CN2	£302.29	7012126SG--CN3	£448.53
460mm	1	7012181SG--C	£102.90	7012181SG--CN2	£184.25	7012181SG--CN3	£268.81
460mm	2	7012182SG--C	£125.67	7012182SG--CN2	£228.38	7012182SG--CN3	£335.01
460mm	3	7012183SG--C	£136.98	7012183SG--CN2	£250.28	7012183SG--CN3	£367.86
460mm	4	7012184SG--C	£146.74	7012184SG--CN2	£269.23	7012184SG--CN3	£396.26
460mm	5	7012185SG--C	£153.45	7012185SG--CN2	£282.21	7012185SG--CN3	£415.77
460mm	6	7012186SG--C	£175.42	7012186SG--CN2	£324.77	7012186SG--CN3	£479.59
460mm	8	7012188SG--C	£237.27				
460mm	16	70121816SG--C	£387.25				

BK BL GN RD WH YW

Please add two letter suffix in partcode in place of dashes for colour when ordering. Please add HS to end of partcode if hasp & staple lock is required in place of standard camlock (no additional cost option)

PROBE FULL HEIGHT LOCKERS WITH SLOPING TOPS

Sloping tops are popular in areas where hygiene is of high importance, such as food and drink manufacturing businesses and also in education settings where the build-up of items on top of lockers can be an issue.

- Supplied with camlocks as standard - other lock types available
- All lockers are 1930H x 305Wmm

Code	Depth	Doors	Each
7012121STSG--C	305mm	1	£97.67
7012122STSG--C	305mm	2	£124.19
7012123STSG--C	305mm	3	£133.75
7012124STSG--C	305mm	4	£142.21
7012125STSG--C	305mm	5	£151.45
7012126STSG--C	305mm	6	£172.64
7012181STSG--C	460mm	1	£114.47
7012182STSG--C	460mm	2	£137.24
7012183STSG--C	460mm	3	£148.55
7012184STSG--C	460mm	4	£158.32
7012185STSG--C	460mm	5	£165.04
7012186STSG--C	460mm	6	£187.00

BK BL GN RD WH YW

Please add two letter suffix in partcode in place of dashes for colour when ordering.

Add HS to end of partcode if hasp & staple lock is required in place of standard camlock (no additional cost option)

PROBE LOCKER STANDS

Locker stands raise lockers off the ground for easier floor cleaning.

- All stands are 150mm high and are fitted with adjustable feet
- Powder coated paint finish to match locker body

		Single		Nest of 2		Nest of 3	
Width	Depth	Code	Each	Code	Each	Code	Each
305mm	305mm	STAND1212	£34.52	STAND1212N2	£41.98	STAND1212N3	£49.44
305mm	460mm	STAND1218	£34.52	STAND1218N2	£41.98	STAND1218N3	£49.44

Available as Nests of 2 & 3

Call for
details



Sloping tops are essential in hygiene sensitive locations such as hospitals and the food industry. The slope prevents litter being left on locker tops and makes cleaning easier.

PROBE



REPLACEMENT
KEYS AVAILABLE
Phone for Details

PROBE LOCKER MASTER KEYS

Master Key for Probe Lockers

- Please note these will be delivered separately (for security reasons)

CMK	£7.21
-----	--------------

PROBE LOCKERS IN AUTUMN COLOURS

These great new colours have been introduced to give you even more choice! There are five fresh door colours to choose from and the choice of white, black or silver body colours. These lockers have all the same quality features as the existing Probe range so you can be sure of a long lasting storage solution. These are the ONLY lockers in the UK that are Fire Rated Lockers - they comply with the European Standard - EN 13501-1: 2007 +A1: 2009 relating to fire performance. This means that these lockers will not combust, increase or sustain any fire within their proximity.



PROBE AUTUMN COLOURS

Add some colour to your changing rooms

LOCKERS

Body Colour Options

White body

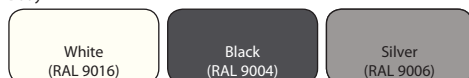
Black body

Silver body



COLOURS AVAILABLE

Body



Doors





LOCKERS

PROBE FULL HEIGHT LOCKERS IN AUTUMN COLOURS

Durable steel lockers in a range of sizes and options to suit all requirements

- Robust all steel construction
- 1770H x 305Wmm

Nesting Options Available



FROM ONLY
£86.08

			White Body		Black Body		Silver Body	
Height	Depth	Doors	Code	Price	Code	Price	Code	Price
1780mm	305mm	1	7012121WH--C	£86.08	7012121BK--C	£86.08	7012121SG--C	£86.08
1780mm	305mm	2	7012122WH--C	£112.61	7012122BK--C	£112.61	7012122SG--C	£112.61
1780mm	305mm	3	7012123WH--C	£122.17	7012123BK--C	£122.17	7012123SG--C	£122.17
1780mm	305mm	4	7012124WH--C	£130.63	7012124BK--C	£130.63	7012124SG--C	£130.63
1780mm	305mm	5	7012125WH--C	£139.87	7012125BK--C	£139.87	7012125SG--C	£139.87
1780mm	305mm	6	7012126WH--C	£161.06	7012126BK--C	£161.06	7012126SG--C	£161.06
1780mm	460mm	1	7012181WH--C	£102.90	7012181BK--C	£102.90	7012181SG--C	£102.90
1780mm	460mm	2	7012182WH--C	£125.67	7012182BK--C	£125.67	7012182SG--C	£125.67
1780mm	460mm	3	7012183WH--C	£136.98	7012183BK--C	£136.98	7012183SG--C	£136.98
1780mm	460mm	4	7012184WH--C	£146.74	7012184BK--C	£146.74	7012184SG--C	£146.74
1780mm	460mm	5	7012185WH--C	£153.45	7012185BK--C	£153.45	7012185SG--C	£153.45
1780mm	460mm	6	7012186WH--C	£175.42	7012186BK--C	£175.42	7012186SG--C	£175.42

OR OC JA LE LI

Please add two letter suffix in partcode in place of dashes for colour when ordering. Please add HS to end of partcode if hasp & staple lock is required in place of standard camlock (no additional cost option)

PROBE
AUTUMN COLOURS

PROBE FULL HEIGHT LOCKERS WITH SLOPING TOPS

Sloping tops stop items and litter being placed on top of the lockers.

- Robust all steel construction
- 1930H x 305Wmm
- Doors in Orange, Ocean, Jade, Lemon, and Lilac

FROM ONLY
£97.67



		White Body		Black Body		Silver Body	
Depth	Doors	Code	Price	Code	Price	Code	Price
305mm	1	7012121STWH--C	£97.67	7012121STBK--C	£97.67	7012121STSG--C	£97.67
305mm	2	7012122STWH--C	£124.19	7012122STBK--C	£124.19	7012122STSG--C	£124.19
305mm	3	7012123STWH--C	£133.75	7012123STBK--C	£133.75	7012123STSG--C	£133.75
305mm	4	7012124STWH--C	£142.21	7012124STBK--C	£142.21	7012124STSG--C	£142.21
305mm	5	7012125STWH--C	£151.45	7012125STBK--C	£151.45	7012125STSG--C	£151.45
305mm	6	7012126STWH--C	£172.64	7012126STBK--C	£172.64	7012126STSG--C	£172.64
460mm	1	7012181STWH--C	£114.47	7012181STBK--C	£114.47	7012181STSG--C	£114.47
460mm	2	7012182STWH--C	£137.24	7012182STBK--C	£137.24	7012182STSG--C	£137.24
460mm	3	7012183STWH--C	£148.55	7012183STBK--C	£148.55	7012183STSG--C	£148.55
460mm	4	7012184STWH--C	£158.32	7012184STBK--C	£158.32	7012184STSG--C	£158.32
460mm	5	7012185STWH--C	£165.04	7012185STBK--C	£165.04	7012185STSG--C	£165.04
460mm	6	7012186STWH--C	£187.00	7012186STBK--C	£187.00	7012186STSG--C	£187.00

OR OC JA LE LI

Please add two letter suffix in partcode in place of dashes for colour when ordering. Please add HS to end of partcode if hasp & staple lock is required in place of standard camlock (no additional cost option)

EVERYDAY LOCKERS

LOCKERS FOR SCHOOLS

We provide a huge range of lockers tailored to suit all learning environments from Nursery to University.

The range meets the requirements for all educational establishments throughout the UK, including half height lockers, popular with primary schools and for Leisure facilities; plastic lockers for outside storage when space is at a premium.



Locker heights to suit all age groups

LINKS1

LINKS1 THREE QUARTER HEIGHT LOCKERS

Three quarter height lockers are ideal for use in primary schools allowing easy access for school children.

- You can select to have all of the compartment doors painted in the same colour, or you can create a bright and engaging colour pattern which features different colours on each door.
- All lockers are 1382H x 300W mm

Code	Depth	Doors	Each
BC2211GU--00	300mm	1	£78.87
BC2212GU--00	300mm	2	£96.76
BC2213GU--00	300mm	3	£103.37
BC2511GU--00	450mm	1	£88.51
BC2512GU--00	450mm	2	£103.97
BC2513GU--00	450mm	3	£117.58

CF GU PD RD YD

Please add two letter suffix in partcode in place of dashes for colour when ordering

Please replace 00 with 11 to end of partcode if hasp & staple lock is required in place of standard camlock (no additional cost option)

FROM ONLY
£78.87



PROBE HALF HEIGHT LOCKERS

Probe 1-3 door steel lockers come in two size options to suit all requirements, especially popular in schools and leisure facilities.

- Supplied with camlocks as standard
- Durable powder coat finish
- All lockers are 1210H x 305W mm

Code	Depth	Doors	Each
4812121SG--C	305mm	1	£77.81
4812122SG--C	305mm	2	£104.34
4812123SG--C	305mm	3	£113.93
4812181SG--C	460mm	1	£94.63
4812182SG--C	460mm	2	£117.38
4812183SG--C	460mm	3	£124.71

BK BL GN RD SG WH YW

Please add two letter suffix in partcode in place of dashes for colour when ordering

Please add H5 to end of partcode if hasp & staple lock is required in place of standard camlock (no additional cost option)

Nesting Options Available

Call for details

Available With Sloping Tops

Call for details

Add a worktop to create extra work space



LINKS1

LINKS1 HALF HEIGHT LOCKERS

Ideal for use in junior schools allowing easy access for young children. Can be fitted with a worktop to create additional workspace.

- Finished with an antibacterial coating for maximum hygiene
- Use colour for branding or to brighten up a classroom
- All lockers are 896H x 300W mm

Code	Depth	Doors	Each
BH2211GU--00	300mm	1	£66.73
BH2212GU--00	300mm	2	£74.67
BH2213GU--00	300mm	3	£89.94
BH2511GU--00	450mm	1	£78.04
BH2512GU--00	450mm	2	£86.19
BH2513GU--00	450mm	3	£102.56

CF GU PD RD YD

Please add two letter suffix in partcode in place of dashes for colour when ordering

Please replace 00 with 11 to end of partcode if hasp & staple lock is required in place of standard camlock (no additional cost option)

FROM ONLY
£66.73



Create secure storage
in the small areas

FROM ONLY
£41.51

LINK51

LINK51 CUBE LOCKERS

Versatile and compact all steel 1 door cube lockers, popular for personal effects and bags.

- Available in 3 sizes and 5 colours
- Finished with an antibacterial coating for maximum hygiene
- Can also be used as solo lockers or bolt together to form a unit

Code	Height	Width	Depth	Each
QU1212A01GU--	300mm	300mm	300mm	£41.51
QU1515A01GU--	380mm	380mm	380mm	£56.18
QU1818A01GU--	450mm	450mm	450mm	£66.54

CF GU PD RD YD

Please add two letter suffix in partcode in place of dashes for colour when ordering

Please replace 00 with 11 to end of partcode if hasp & staple lock is required in place of standard camlock (no additional cost option)

For Quarto Lockers in a hurry? See page 56

LINK51

LINK51 QUARTO LOCKERS

Mixing colours and bolting the cubes together can make an attractive space as well as effective storage

- Can be located neatly alongside Link full, three quarter and half height lockers.
- Can be fixed together to form a bridging unit between full height lockers.
- Supplied with camlocks as standard
- All lockers are 511H x 300W mm

Code	Depth	Each
BQ2211GU--00	300mm	£41.39
BQ2511GU--00	450mm	£46.76

CF GU PD RD YD

Please add two letter suffix in partcode in place of dashes for colour when ordering

Please replace 00 with 11 to end of partcode if hasp & staple lock is required in place of standard camlock (no additional cost option)

FROM ONLY
£38.53

LINK51

LINK51 SIXTO LOCKERS

Sixto lockers are ideal for small personal items.

- Use on their own or bolt together to form a unit
- Can be used for underseat storage - phone for details
- All lockers are 372H mm

Code	Width	Depth	Each
BS2211GU--00	300mm	300mm	£38.53
BS2511GU--00	300mm	450mm	£43.51
BS5511GU--00	450mm	450mm	£51.47

CF GU PD RD YD

Please add two letter suffix in partcode in place of dashes for colour when ordering

Please replace 00 with 11 to end of partcode if hasp & staple lock is required in place of standard camlock (no additional cost option)

PROBE



FROM ONLY
£46.32



PROBE CUBE LOCKERS

Ideal choice for storing small items, Cube lockers are easily stacked to utilise space effectively.

- Vents in the locker door allow air to circulate
- Can be used as solo lockers or bolted together to form a unit

Code	Height	Width	Depth	Each
121212SG--C	305mm	305mm	305mm	£46.32
151515SG--C	380mm	380mm	380mm	£54.41
181818SG--C	460mm	460mm	460mm	£60.33

BK BL GN RD SG WH YW

Please add two letter suffix in partcode in place of dashes for colour when ordering

Please add HS to end of partcode if hasp & staple lock is required in place of standard camlock (no additional cost option)

PROBE



PROBE QUARTO LOCKERS

Mixing colours and bolting the cubes together can make an attractive space as well as effective storage

- They can link other lockers by acting as linking bridges
- Supplied with camlocks as standard
- All lockers are 480H x 305W mm

Code	Depth	Each
191212SG--C	305mm	£50.44
191218SG--C	460mm	£57.81

BK BL GN RD SG WH YW

Please add two letter suffix in partcode in place of dashes for colour when ordering

Please add HS to end of partcode if hasp & staple lock is required in place of standard camlock (no additional cost option)



PROBE



Single 8 door unit

PROBE MINI BOX LOCKERS

8 Door Minibox steel lockers can be bolted together in stacks.

- Lockers have pre-drilled holes in the back, top and base, and both sides
- Minibox lockers can be wall mounted
- Supplied with camlocks

Code	Height	Width	Depth	Each
8MINIDOORSG--C	415mm	900mm	230mm	£130.95

BK BL GN RD SG WH YW

Please add two letter suffix in partcode in place of dashes for colour when ordering

EVERYDAY LOCKERS

PLASTIC LOCKERS

Very tough and favoured for outside storage. Often educational environments will use the half size locker and place a colourful wall of lockers on outdoor corridors, so bags and books are quickly retrieved by pupils as they move to different classrooms.

Also found in swimming pool areas where rust resistance is a key requirement.



Rust resistant - ideal for swimming pools or outside locker rooms



FROM ONLY
£360.44

Quantity Discounts

Call for more info

FROM ONLY
£109.57

LOCKERS

FULL HEIGHT PLASTIC LOCKERS

A robust and rust proof polyethylene locker that makes it highly vandal resistant and ideal for wet area changing rooms and outdoor storage. Lockers come with drain holes for cleaning.

- Made of polyethylene with an antibacterial additive
- Supplied with camlocks - other lock types are also available
- All lockers are 1800H x 325W x 450D mm

Code	Doors	Each
SHP1803254502--C	2	£360.44
SHP1803254503--C	3	£368.39
SHP1803254504--C	4	£365.41

BL GY RD YW

Please add two letter suffix in partcode in place of dashes for colour when ordering

MINI PLASTIC LOCKERS

Small and modular robust and rust proof polyethylene locker making it highly vandal resistant and ideal for wet area changing rooms and outdoor storage.

- Available as weather proof option which includes Neoprene internal door seal
- Locker dimensions W325mm x D450mm

Code	Height	Door	Mini Plastic Locker	Each
SHP-MINI--C	450mm	1	Weather Duty Mini Plastic Lockers	£109.57
SHP-MINIX2--C	900mm	2	Weather Duty Mini Plastic Lockers	£229.09

BL GY RD YW

Please add two letter suffix in partcode in place of dashes for colour when ordering

COLOURS AVAILABLE

Body

Speckled Grey
(RAL 7047)

Doors

Blue
(RAL 5015)

Grey
(RAL 7031)

Red
(RAL 3020)

Yellow
(RAL 1028)

ACCESSORIES FOR PLASTIC LOCKERS

Probe plastic locker accessories.

- Sloping tops prevent items being stacked on top and litter being placed on top of the lockers
- Adjustable feet allow for easy cleaning under the lockers

Code	Type	Each
PRND	Plastic round number disc	£3.15
SHPLFEET	Adjustable feet - pack of 4	£16.69
SHSLOP	Plastic sloping top - H150mm	£49.62

FULL HEIGHT WEATHER DUTY PLASTIC LOCKERS

Weather proof polyethylene locker which includes neoprene internal door seal and waterproof locks that can withstand water jets to IP55 rating. These lockers are robust and rust proof and ideal for wet area changing rooms and outdoor storage. Lockers come with drain holes for cleaning.

- Made of polyethylene with an antibacterial additive
- Supplied with camlocks - other lock types are also available.
- All lockers are 1800H x 325W x 450D mm


Code	Doors	Each
SHT1803254502--C	2	£435.29
SHT1803254503--C	3	£465.16
SHT1803254504--C	4	£483.08

BL GY RD YW

Please add two letter suffix in partcode in place of dashes for colour when ordering



FROM ONLY
£435.29



Looking for some office shelving?



IKON shelving

Page 27

MFC SATIN DOOR LOCKERS

Create walls of colour with these striking contemporary beautiful and durable satin finish door lockers.

Satin finish lockers are increasingly popular where image and style are key such as offices and reception areas.

The White powder coated body is complemented with 18mm MFC core satin laminate finish doors which are fitted with Camlocks as standard.

Optional matching end panels available.



Hinges open through a wide 164° for ease of access.



Great for offices and reception areas

Installation Service Available

Call for details

FROM ONLY
£165.82

LOCKERS

PROBE SATIN FINISH MFC DOOR LOCKERS

1-4 Door - satin effect laminate faced door lockers with standard steel body.

- Provide a stylish and modern design - ideal for offices
- Supplied with either camlocks as standard - other lock types are also available
- All lockers are 1780H x 305W mm

Code	Depth	Doors	Each
BUZZ-1212--	323mm	1	£165.82
BUZZ-1212/2--	323mm	2	£255.32
BUZZ-1212/3--	323mm	3	£276.98
BUZZ-1212/4--	323mm	4	£328.75
BUZZ-1218L--	478mm	1	£177.46
BUZZ-1218/2--	478mm	2	£261.12
BUZZ-1218/3--	478mm	3	£283.25
BUZZ-1218/4--	478mm	4	£335.74

WH LG AN JO SB

Please add two letter suffix in partcode in place of dashes for colour when ordering

PROBE SATIN FINISH LOCKER END PANELS

Satin effect decor end panel.

- Available in White, Light Grey, Anthracite, Jaffa Orange and Sea Blue colours

Code	Type	Height	Depth	Each
BUZZ-END-12--	Flat top	1780mm	305mm	£102.37
BUZZ-END-18--	Flat top	1780mm	460mm	£111.08

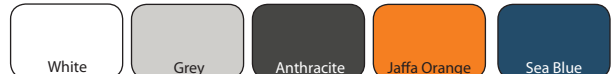
WH LG AN JO SB

Please add two letter suffix in partcode in place of dashes for colour when ordering



GLOSS COLOURS AVAILABLE

Doors



Bespoke Solutions

Delivering quality changing rooms and personal storage solutions.

We are here to help you with experienced personnel, specialist designers and professional fitters. We're with you from the initial briefing and site survey, through detailed design proposals, to manufacture, installation and final commissioning.

Your project is managed flexibly and sympathetically, and you're always part of the process. This is space which must work for you, not the other way round.

The result? You get the facility you need, when you need it, where it's required. We have experience in providing solutions for many market sectors including:

- Education
- Healthcare
- Office
- Health and Sports Clubs
- Hotels
- Retail



EVERYDAY LOCKERS

LAMINATE DOOR LOCKERS

An alternative to a Satin finish is the Laminate Door Locker. This provides a colourful and stylish finish which can reflect branding colours and generally add colour to any location. Increasingly popular in schools, retail space and offices. Available in modern colours.



ideal for schools
& colleges

Nesting Options Available

Call for
details

FROM ONLY
£179.96

PROBE LAMINATE DOOR LOCKERS

Plant-on laminate door locker gives a feeling of colour and design to many areas, ideal for schools, offices and warehouses.

- Plant-on doors entirely cover steel locker body
- Supplied with cam locks as standard - other lock types and number plates available at additional cost
- Locker dimensions H1780mm x W305mm

Code	Doors	Depth	Each
SGL-12151PO-C	1	390mm	£179.96
SGL-12181PO-C	1	470mm	£192.96
SGL-12152PO-C	2	390mm	£225.70
SGL-12182PO-C	2	470mm	£234.92
SGL-12153PO-C	3	390mm	£271.74
SGL-12183PO-C	3	470mm	£279.26
SGL-12154PO-C	4	390mm	£311.20
SGL-12184PO-C	4	470mm	£322.78

DG DU EB LM LY PW RD

Please add two letter suffix in partcode in place of dashes for colour when ordering

LAMINATE FINISHES - 10mm Solid Grade Laminate



PROBE LAMINATE LOCKER END PANELS

Solid grade laminate decor end panels for both flat and sloping top laminate lockers.

- Available in 7 colours - ideal for completing the locker design

Code	Type	Height	Depth	Each
LAM-END-15--	Flat top	1780mm	380mm	£143.23
LAM-END-18--	Flat top	1780mm	460mm	£171.34
LAM-END-15ST--	Sloping top	1930mm	380mm	£151.23
LAM-END-18ST--	Sloping top	1930mm	460mm	£181.42

DG DU EB LM LY PW RD

Please add two letter suffix in partcode in place of dashes for colour when ordering

FROM ONLY
£143.23



Installation Service Available

Call for
details



PROBE SLOPING TOP LAMINATE DOOR LOCKERS

Sloping tops are popular in areas where hygiene is of high importance, such as food and drink manufacturing businesses and also in schools where the build-up of items on top of lockers can be an issue.

- Plant-on doors entirely cover steel locker body
- Supplied with cam locks as standard - other lock types and number plates available at additional cost
- Locker dimensions H1930mm x W305mm

FROM ONLY
£191.54

Code	Doors	Depth	Each
SGL-12151POST-C	1	390mm	£191.54
SGL-12181POST-C	1	470mm	£204.55
SGL-12152POST-C	2	390mm	£237.27
SGL-12182POST-C	2	470mm	£246.51
SGL-12153POST-C	3	390mm	£283.31
SGL-12183POST-C	3	470mm	£290.84
SGL-12154POST-C	4	390mm	£322.78
SGL-12184POST-C	4	470mm	£334.35

DG DU EB LM LY PW RD

Please add two letter suffix in partcode in place of dashes for colour when ordering

Secure storage cupboards



For office or workshop

Pages 87 - 95

WOOD EFFECT DOOR LOCKERS

A big favourite with the leisure industry; wooden laminate doors always look smart and sleek in any environment, especially when teamed up with wooden benches where used in a changing room facility.



Doors are Melamine Faced Chipboard (MDC) with a wood effect finish. Body is standard steel.

Available in 4 wood finishes and a variety of door combinations this is a winner in any environment.

Great for use in leisure, office and school environments

PROBE

PROBE WOOD EFFECT DOOR LOCKERS

1-4 Door - wood effect door lockers, available with sloping top options.

- Supplied with cam locks as standard - other lock types available at additional cost
- Locker dimensions H1780mm x W305mm

Code	Depth	Doors	Each
TIM-12121SG---C	315mm	1	£171.17
TIM-12122SG---C	315mm	2	£263.54
TIM-12123SG---C	315mm	3	£285.91
TIM-12124SG---C	315mm	4	£339.34
TIM-12181SG---C	470mm	1	£183.16
TIM-12182SG---C	470mm	2	£273.33
TIM-12183SG---C	470mm	3	£296.01
TIM-12184SG---C	470mm	4	£350.49

ASH BEE MAP OAK

Please add three letter suffix in place of dashes when ordering: Ash (ASH), Beech (BEE), Maple (MAP), Oak (OAK)

FROM ONLY
£171.17



Single Door - Ash Two Door - Beech Three Door - Maple Four Door - Oak

PROBE WOOD EFFECT DOOR LOCKERS WITH SLOPING TOPS

1-4 Door - wood effect door lockers, available with sloping top options.

- Supplied with cam locks as standard - other lock types available at additional cost
- Locker dimensions H1930mm x W305mm

Code	Depth	Doors	Each
TIM-12121STSG---C	315mm	1	£182.74
TIM-12122STSG---C	315mm	2	£275.12
TIM-12123STSG---C	315mm	3	£297.48
TIM-12124STSG---C	315mm	4	£350.91
TIM-12181STSG---C	470mm	1	£194.75
TIM-12182STSG---C	470mm	2	£284.91
TIM-12183STSG---C	470mm	3	£307.60
TIM-12184STSG---C	470mm	4	£362.07

ASH BEE MAP OAK

Please add three letter suffix in place of dashes when ordering: Ash (ASH), Beech (BEE), Maple (MAP), Oak (OAK)

AVAILABLE TIMBER EFFECT FINISHES



Ash

Beech

Maple

Oak

PROBE WOOD EFFECT LOCKER END PANELS

Wood effect decor end panel for both flat and sloping top lockers.

- Available in 4 wood effects - ideal for completing the locker design

Code	Type	Height	Depth	Each
TIM-END-12---	Flat top	1780mm	305mm	£105.67
TIM-END-18---	Flat top	1780mm	460mm	£114.66
TIM-END-12ST---	Sloping top	1930mm	305mm	£123.70
TIM-END-18ST---	Sloping top	1930mm	460mm	£132.68

ASH BEE MAP OAK

Please add three letter suffix in place of dashes when ordering: Ash (ASH), Beech (BEE), Maple (MAP), Oak (OAK)



Coin Return Lock designed to accept both old £1 coins and the new 12 sided £1 coin. CANNOT BE RETRO FITTED. Multiply cost by number of doors.



Aluminium round number disc. Cut into door and number sequenced as order. Multiply cost by number of doors.

PROBE LAMINATE LOCKER ACCESSORIES

Accessories to suit all Probe laminate lockers.

Code	Type	Each
ALURND(SEQ)	Aluminium Round Number Discs - Cut into door - Sequence as order	£3.21
CRETURNDMF	Coin Return Lock for MDF door lockers - Multiply by number of doors - CANNOT be retro fitted	£24.61
CRETURNSGL	Coin Return Lock for SGL door lockers - Multiply by number of doors - CANNOT be retro fitted	£40.98

CLOAKROOM EQUIPMENT

BENCHES

Made in the UK, this modern range of cloakroom equipment available in Light Ash or Black Polymer.

Easy to install, the range includes single and double sided benches, hook benches, wall mounted benches and wall mounted shelf and rails all with a host of options and accessories, including show baskets, ensuring you will find exactly what you are looking for. If you want further advice or different colour options simply phone and we will be happy to discuss this with you.

All cloakroom units have robust frames constructed from 50mm round, thick walled tubing with welded joints for increased strength and durability. They have anti-bacterial powder coating as standard.

Designed and developed for any environment

Quantity Discounts

Call for more info



LOCKERS

Hook Bench and Benches are available with 3 seat heights making them the perfect solution for schools, whatever age group they teach.

PROBE

Choice of frame colours all with ActiveCoat anti-bacterial protection

50mm diameter welded tube frames for strength and durability

Adjustable feet are fitted to all floor standing units

Infant
Overall Height
1150mm

Junior
Overall Height
1350mm

Senior
Overall Height
1840mm

Seat Height
475mm

Seat Height
400mm

Seat Height
350mm

Other Colours Available

Call for details

FRAME COLOURS

Silver
(RAL 9006)

Red
(RAL BS04E53)

Blue
(RAL 5019)

Black
(RAL 9004)

White
(RAL 1916)

HOOK BENCHES



Ash Solid Timber Slats
Sourced from sustainable forests.



Silver, White and Black frames will be supplied with black hooks unless otherwise specified. Red and blue frames will have matching hook colour.



Double sided Light Ash
1500mm wide hook-bench



Single sided Light Ash
1500mm wide hook bench



Single sided Light Ash
2000mm wide hook bench



Double sided Light Ash 2000mm wide hook bench

FROM ONLY
£288.⁶⁰

LOCKERS

LIGHT ASH HOOK BENCHES


A single and double sided hook bench with 5, 8, 10, 16 or 20 hooks. Available in five frame colours and two slat options.

- Three overall height sizes; Senior - 1840mm, Junior - 1350mm and Infant - 1150mm with three seat heights 475mm, 400mm and 350mm respectively

Type	Width	Depth	Hooks	Infant - 1150mm High		Junior - 1350mm High		Senior - 1840mm High	
				Code	Each	Code	Each	Code	Each
Single sided	1000mm	350mm	5	RDBNHK10--LASHIN	£288.60	RDBNHK10--LASHJU	£288.60	RDBNHK10--LASHSE	£288.60
Single sided	1500mm	350mm	8	RDBNHK15--LASHIN	£349.04	RDBNHK15--LASHJU	£349.04	RDBNHK15--LASHSE	£349.04
Single sided	2000mm	350mm	10	RDBNHK20--LASHIN	£493.52	RDBNHK20--LASHJU	£493.52	RDBNHK20--LASHSE	£493.52
Double sided	1000mm	720mm	10	RDBNHKDS10--LASHIN	£535.98	RDBNHKDS10--LASHJU	£535.98	RDBNHKDS10--LASHSE	£535.98
Double sided	1500mm	720mm	16	RDBNHKDS15--LASHIN	£633.72	RDBNHKDS15--LASHJU	£633.72	RDBNHKDS15--LASHSE	£633.72
Double sided	2000mm	720mm	20	RDBNHKDS20--LASHIN	£892.01	RDBNHKDS20--LASHJU	£892.01	RDBNHKDS20--LASHSE	£892.01

SG RD BL BK WH

Please add two letter suffix in partcode in place of dashes for colour when ordering



Black Polymer Slats

Manufactured with Active-Coat additive, these food grade slats are also ideal for educational or leisure wet area changing areas.



Black Polymer hook benches are fitted with grey hooks unless stated otherwise.



Double sided Black Polymer
2000mm wide hook bench



Single sided Black Polymer
1500mm wide hook bench



Single sided Black Polymer
2000mm wide hook bench

Ideal for hygiene
sensitive areas

Quantity Discounts

Call for
more info

FROM ONLY
£288.⁶⁰



Double sided Black Polymer
1500mm wide hook bench

BLACK POLYMER HOOK BENCHES

A single and double sided hook bench with 5, 8, 10, 16 or 20 hooks. Available in five frame colours and two slat options.

- Three overall height sizes; Senior - 1840mm, Junior - 1350mm and Infant - 1150mm with three seat heights 475mm, 400mm and 350mm respectively

Type	Width	Depth	Hooks	Infant - 1150mm High		Junior - 1350mm High		Senior - 1840mm High	
				Code	Each	Code	Each	Code	Each
Single sided	1000mm	350mm	5	RDBNHK10--BPSHIN	£288.60	RDBNHK10--BPSHJU	£288.60	RDBNHK10--BPSHSE	£288.60
Single sided	1500mm	350mm	8	RDBNHK15--BPSHIN	£349.04	RDBNHK15--BPSHJU	£349.04	RDBNHK15--BPSHSE	£349.04
Single sided	2000mm	350mm	10	RDBNHK20--BPSHIN	£493.52	RDBNHK20--BPSHJU	£493.52	RDBNHK20--BPSHSE	£493.52
Double sided	1000mm	720mm	10	RDBNHKDS10--BPSHIN	£535.98	RDBNHKDS10--BPSHJU	£535.98	RDBNHKDS10--BPSHSE	£535.98
Double sided	1500mm	720mm	16	RDBNHKDS15--BPSHIN	£633.72	RDBNHKDS15--BPSHJU	£633.72	RDBNHKDS15--BPSHSE	£633.72
Double sided	2000mm	720mm	20	RDBNHKDS20--BPSHIN	£892.01	RDBNHKDS20--BPSHJU	£892.01	RDBNHKDS20--BPSHSE	£892.01

SG RD BL BK WH

Please add two letter suffix in partcode in place of dashes for colour when ordering

CLOAKROOM EQUIPMENT

BENCHES



LIGHT ASH BENCHES

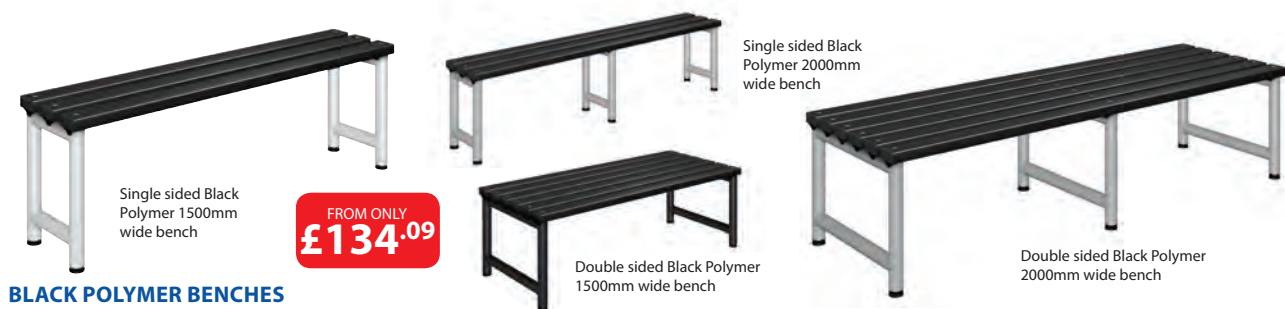
Single and double sided modern cloakroom benches with 5 frame colour options and two slat options to suit any cloakroom.

- Available in three bench sizes; Senior - H474mm, Junior - H400mm & Infant - 350mm, making these benches ideal for leisure and school cloakrooms

			Infant - 350mm Bench Height		Junior - 400mm Bench Height		Senior - 475mm Bench Height	
Type	Width	Depth	Code	Each	Code	Each	Code	Each
Single sided	1000mm	305mm	RDBN10-LAIN	£134.09	RDBN10-LAJU	£134.09	RDBN10-LASE	£134.09
Single sided	1200mm	305mm	RDBN12-LAIN	£150.96	RDBN12-LAJU	£150.96	RDBN12-LASE	£150.96
Single sided	1500mm	305mm	RDBN15-LAIN	£172.87	RDBN15-LAJU	£172.87	RDBN15-LASE	£172.87
Single sided	2000mm	305mm	RDBN20-LAIN	£230.55	RDBN20-LAJU	£230.55	RDBN20-LASE	£230.55
Double sided	1000mm	720mm	RDBNDS10-LAIN	£241.34	RDBNDS10-LAJU	£241.34	RDBNDS10-LASE	£241.34
Double sided	1200mm	720mm	RDBNDS12-LAIN	£271.73	RDBNDS12-LAJU	£271.73	RDBNDS12-LASE	£271.73
Double sided	1500mm	720mm	RDBNDS15-LAIN	£279.27	RDBNDS15-LAJU	£279.27	RDBNDS15-LASE	£279.27
Double sided	2000mm	720mm	RDBNDS20-LAIN	£414.98	RDBNDS20-LAJU	£414.98	RDBNDS20-LASE	£414.98

SG RD BL BK WH

Please add two letter suffix in partcode in place of dashes for colour when ordering



BLACK POLYMER BENCHES

Single and double sided modern cloakroom benches with 5 frame colour options and two slat options to suit any cloakroom.

- Available in three bench sizes; Senior - H474mm, Junior - H400mm & Infant - 350mm, making these benches ideal for leisure and school cloakrooms

			Infant - 350mm Bench Height		Junior - 400mm Bench Height		Senior - 475mm Bench Height	
Type	Width	Depth	Code	Each	Code	Each	Code	Each
Single sided	1000mm	305mm	RDBN10-BPIN	£134.09	RDBN10-BPJU	£134.09	RDBN10-BPSE	£134.09
Single sided	1200mm	305mm	RDBN12-BPIN	£150.96	RDBN12-BPJU	£150.96	RDBN12-BPSE	£150.96
Single sided	1500mm	305mm	RDBN15-BPIN	£172.87	RDBN15-BPJU	£172.87	RDBN15-BPSE	£172.87
Single sided	2000mm	305mm	RDBN20-BPIN	£230.55	RDBN20-BPJU	£230.55	RDBN20-BPSE	£230.55
Double sided	1000mm	720mm	RDBNDS10-BPIN	£241.34	RDBNDS10-BPJU	£241.34	RDBNDS10-BPSE	£241.34
Double sided	1200mm	720mm	RDBNDS12-BPIN	£271.73	RDBNDS12-BPJU	£271.73	RDBNDS12-BPSE	£271.73
Double sided	1500mm	720mm	RDBNDS15-BPIN	£279.27	RDBNDS15-BPJU	£279.27	RDBNDS15-BPSE	£279.27
Double sided	2000mm	720mm	RDBNDS20-BPIN	£414.98	RDBNDS20-BPJU	£414.98	RDBNDS20-BPSE	£414.98

SG RD BL BK WH

Please add two letter suffix in partcode in place of dashes for colour when ordering



WALL HOOK STRIP

Cloakroom bench accessories.


- Wall fixings NOT included
- Black Polymer strips are fitted with grey hooks unless stated otherwise

Code	Type	Each
HOOK10-SH	Wall Hook Strip - 5 Hooks - W1000mm	£64.61
HOOK15-SH	Wall Hook Strip - 8 Hooks - W1500mm	£90.57
HOOK20-SH	Wall Hook Strip - 10 Hooks - W2000mm	£114.80

BP LA

Please add two letter suffix in place of dashes for wall hook back strip when ordering: Black Polymer (BP), Light Ash (LA)

Retro fit accessory



SHOE BASKETS

Silver grey robust shoe baskets - 305mm in height.

- Fixings NOT included
- Can provide extra space by adding shoe baskets

			Single Shoe Basket		Twin Shoe Basket	
Type	Width	Compartments	Code	Each	Code	Each
Single Sided	1000mm	2	SBB10	£45.69	SBA10	£55.14
Single Sided	1500mm	3	SBB15	£68.52	SBA15	£82.69
Single Sided	2000mm	4	SBB20	£91.36	SBA20	£110.27
Double Sided	1000mm	4	SBB10DS	£91.36	SBA10DS	£110.27
Double Sided	1500mm	6	SBB15DS	£137.05	SBA15DS	£165.41
Double Sided	2000mm	8	SBB20DS	£182.73	SBA20DS	£220.54

FROM ONLY
£45.69

OVERHEAD HANGING BENCHES



Single sided Light Ash 2000mm wide overhead hanging bench



Captive coat hangers slide along a rail underneath the top shelf



Single sided Light Ash 1500mm wide overhead hanging bench



Double sided Light Ash 1500mm wide overhead hanging bench



Double sided Light Ash 2000mm wide overhead hanging bench



Single sided Black Polymer 1500mm wide overhead hanging bench



Single sided Black Polymer 2000mm wide overhead hanging bench



Double sided Black Polymer 2000mm wide overhead hanging bench



Captive, anti theft coat hangers

Quantity Discounts

Call for more info

LOCKERS

LIGHT ASH OVERHEAD HANGING BENCH

Single and Double Sided Overhead Hanging Benches with an overall height of 1840mm and a seat height of 475mm.

- Robust 50mm round Tubular Steel Frame
- Anti theft hangers

FROM ONLY
£429.⁹⁵

Code	Type	Width	Depth	Each
RDBNRL10--LASH	Single sided	1000mm	350mm	£429.⁹⁵
RDBNRL15--LASH	Single sided	1500mm	350mm	£535.⁵⁹
RDBNRL20--LASH	Single sided	2000mm	350mm	£737.²⁹
RDBNRLDS10--LASH	Double sided	1000mm	720mm	£748.⁶⁷
RDBNRLDS15--LASH	Double sided	1500mm	720mm	£923.²⁹
RDBNRLDS20--LASH	Double sided	2000mm	720mm	£1,275.⁹⁴

SG RD BL BK WH

Please add two letter suffix in partcode in place of dashes for colour when ordering

BLACK POLYMER OVERHEAD HANGING BENCH

Single and Double Sided Overhead Hanging Benches with an overall height of 1840mm and a seat height of 475mm.

- Robust 50mm round Tubular Steel Frame
- Anti theft hangers

FROM ONLY
£429.⁹⁵

Code	Type	Width	Depth	Each
RDBNRL10--BPSH	Single sided	1000mm	350mm	£429.⁹⁵
RDBNRL15--BPSH	Single sided	1500mm	350mm	£535.⁵⁹
RDBNRL20--BPSH	Single sided	2000mm	350mm	£737.²⁹
RDBNRLDS10--BPSH	Double sided	1000mm	720mm	£748.⁶⁷
RDBNRLDS15--BPSH	Double sided	1500mm	720mm	£923.²⁹
RDBNRLDS20--BPSH	Double sided	2000mm	720mm	£1,275.⁹⁴

SG RD BL BK WH

PPlease add two letter suffix in partcode in place of dashes for colour when ordering

ACCESSORIES

Cloakroom bench accessories.



Code	Type	Each
ATH	Captive Coat Hangers - Pack of 10	£32.82



Code	Type	Each
ZFB	Z Floor Bracket - allows benches to be securely fixed to the floor	£7.15

OTHER SEATING OPTIONS


Our range of seating and benching also includes a range of cantilever units, seat & stands and seat units all of which can be used to enhance the changing room experience.



Locker Seat & Stand
Two hardwood slats and metal framework form a bench seat in front of the locker, allowing full height access. Complete with adjustable feet



Low Seats
Single or Double sided



Wall Mounted Cantilever Seating

Need More Details?

Call for more info



Wall Mounted Shelf & Rail

PERSONAL EFFECTS LOCKERS

TABLET LOCKERS

Increasingly popular in schools, retail stores, offices and universities. People want to re-charge their personal equipment whilst on the move. Comes with multiple doors or one door with multiple compartments.

Supplied with camlocks and 2 keys.
Available as charging or non-charging locker.
Each compartment has 3 pin socket.
USB charging can also be specified.



CE CE marking is a declaration that these lockers meet all the appropriate provisions of the relevant legislation implementing certain European Directives.

LOCKERS

Quantity Discounts

Call for more info

Secure storage while charging

TABBOX SINGLE DOOR TABLET CHARGING LOCKERS

Single door with multi compartments, suitable for educational environments.

- Pre-drilled for nesting
- All lockers are 305W x 370D mm

FROM ONLY
£298.⁶⁵



Code	Height	Type	Doors	Compartments	Each
LOW8SDTCWH--C	1000mm	Socket charging	1	8	£298.65
701212SD10TCWH--C	1780mm	Socket charging	1	10	£462.25
701212SD15TCWH--C	1780mm	Socket charging	1	15	£511.15
LOW8SDTUWH--C	1000mm	Socket and USB charging	1	8	£334.87
701212SD10TUWH--C	1780mm	Socket and USB charging	1	10	£507.12
701212SD15TUWH--C	1780mm	Socket and USB charging	1	15	£578.39

BL RD WH OR

Please add two letter suffix in partcode in place of dashes for colour when ordering

PROBE

Allows visual inspection while charging

TABBOX VISION PANEL TABLET CHARGING LOCKERS

Vision panel lockers allow you to see into the locker - normally for security reasons.

- Durable powder coat finish
- All lockers are 305W x 370D mm

FROM ONLY
£390.¹⁵



Code	Height	Type	Doors	Compartments	Each
LOW8VPTCWH--C	1000mm	Socket charging	8	8	£390.15
70121210VPTCWH--C	1780mm	Socket charging	10	10	£556.13
70121215VPTCWH--C	1780mm	Socket charging	15	15	£638.57
LOW8VPTUWH--C	1000mm	Socket and USB charging	8	8	£426.27
70121210VPTUWH--C	1780mm	Socket and USB charging	10	10	£601.39
70121215VPTUWH--C	1780mm	Socket and USB charging	15	15	£665.54

BL RD WH OR

Please add two letter suffix in partcode in place of dashes for colour when ordering

MAX 241mm

MAX 295mm

REMEMBER TO LEAVE ADEQUATE SPACE FOR THE CHARGER

Power socket available with optional USB point

Each compartment has a rear perforated panel for heat dissipation

FROM ONLY
£332.²⁰

TABBOX MULTI DOOR TABLET CHARGING LOCKERS

Multi door, multi compartment lockers offering secure storage for personal electronic equipment whilst being re-charged.

- Choice of 3 pin socket or USB/3 pin socket in each compartment
- All lockers are 305W x 370D mm

Code	Height	Type	Doors	Compartments	Each
LOW8TCWH--C	1000mm	Socket charging	8	8	£332.20
70121210TCWH--C	1780mm	Socket charging	10	10	£483.60
70121215TCWH--C	1780mm	Socket charging	15	15	£530.29
LOW8TUWH--C	1000mm	Socket and USB charging	8	8	£368.01
70121210TUWH--C	1780mm	Socket and USB charging	10	10	£528.96
70121215TUWH--C	1780mm	Socket and USB charging	15	15	£598.31

BL RD WH OR

Please add two letter suffix in partcode in place of dashes for colour when ordering

TABLET STORAGE LOCKERS NON CHARGING

Multi door, multi compartment lockers - ideal for small item storage.

- Locker dimensions 1780H x 305W x 305D mm

Code	Doors	Compartments	Each
701212SD10TSWH--C	1	10	£260.99
701212SD15TSWH--C	1	15	£260.99
70121210TSWH--C	10	10	£279.28
70121215TSWH--C	15	15	£313.38

BL RD WH OR

Please add two letter suffix in partcode in place of dashes for colour when ordering



LAPTOP LOCKERS

Offering a cost effective and secure way for storing and charging laptops. The charging locker comes with 3 pin socket in each compartment.

These are increasingly popular in retail stores, libraries, educational establishments and offices.

CE CE marking is a declaration that these lockers meet all the appropriate provisions of the relevant legislation implementing certain European Directives.

Quantity Discounts

Call for more info

PROBE



Charging



Anti-Bacterial

LAPBOX LAPTOP STORAGE LOCKERS

Ideal for secure storage for laptops and small items.

- Supplied with camlocks as standard - other lock types are also available
- All lockers are 380W x 460D mm

FROM ONLY
£283.73

Code	Height	Doors	Compartments	Each
LOW8SDLSWH--C	1000mm	1	8	£283.73
701518SD10LSWH--C	1780mm	1	10	£292.84
701518SD15LSWH--C	1780mm	1	15	£340.69
70151810LSWH--C	1780mm	10	10	£305.37
70151815LSWHB--C	1780mm	15	15	£353.22

BL RD WH

Please add two letter suffix in partcode in place of dashes for colour when ordering

Ideal for construction sites



ONLY
£277.80



LAPBOX TOOL CHARGING LOCKER

Tool charging locker are ideal for industrial and construction environments where tools need re-charging during the course of a day.

- Single Power socket in each compartment
- Supplied with camlocks as standard - other lock types are also available
- Locker dimensions 1780H x 380W x 525D mm

Code	Type	Doors	Compartments	Each
RECHARGE4SG--C	Socket charging	4	4	£277.80

BK BL GN RD SG WH YW

Please add two letter suffix in partcode in place of dashes for colour when ordering



Secure bulk charging locker



Standard 3 pin socket in each compartment



LOCKERS

LAPBOX LAPTOP CHARGING LOCKERS

Perfect for bulk recharging in schools and colleges, keeping laptops secure whilst re-charging.

- Standard 3 pin socket in each compartment
- Supplied with camlocks as standard - other lock types are also available
- All lockers are 380W x 525D mm

LOCKERS FROM ONLY
£377.90

Code	Height	Type	Doors	Compartments	Each
LOW8SDLCWH--C	1000mm	Socket charging	1	8	£377.90
701518SD10LCWH--C	1780mm	Socket charging	1	10	£533.78
701518SD15LCWH--C	1780mm	Socket charging	1	15	£598.74
70151810LCWH--C	1780mm	Socket charging	10	10	£554.41
70151815LCWH--C	1780mm	Socket charging	15	15	£600.30

BL RD WH

Please add two letter suffix in partcode in place of dashes for colour when ordering



Multi-door Locker



Wallet Locker

FROM ONLY
£167.89

PROBE PERSONAL EFFECTS LOCKERS

Steel Lockers available with different door variations. They can be bolted together into stacks

- 8 Door lockers are ideal to hold wallets and purses

Code	Type	Doors	Height	Width	Depth	Each
20MULTIDOORS--C	Multidoor Locker	20	940mm	900mm	380mm	£318.62
WALLET8SG--C	Wallet Locker	8	1000mm	250mm	180mm	£167.89

BK BL GN RD SG WH YW

Please add two letter suffix in partcode in place of dashes for colour when ordering

STACKABLE STRAPS KIT FOR PROBE PERSONAL EFFECTS LOCKERS

Multi-door Steel Lockers can be bolted together in stacks

Code	Type	Each
STACKSTRAPS	Stackable Straps Kit for 20 Multidoor Locker, Including Fixings	£14.93

PERSONAL EFFECTS LOCKERS

CHARGING LOCKERS

The In Charge™ Locker range, provides a safe environment for tool batteries, mobile phones, tablets and other electronic devices.

With trailing cables, the risk of theft and health and safety issues, finding access to safe and protected power points is a common problem in today's workplace.

In Charge™ Lockers are specifically designed to help overcome this and provide a secure, easy and safe solution.

Lockers are fully portable as a single unit - simply place the unit in a convenient location, plug the unit into a power point and the lockers are ready for use.

Simply plug in and start using

LOCKERS



Four Door Six Door Eight Door



Five Door Four Door Eight Door

Charging

Anti-Bacterial



Each compartment is fitted with standard UK three-pin socket.



All doors are independently earthed to the locker body.



Supplied with camlock and two keys. Master key is available.



Power lead is supplied with fitted RCD plug. Supply Voltage 230v.

FROM ONLY
£344.44

LINK51

TOOL CHARGING LOCKERS

- Each compartment fitted with single socket
- Lockers are 1800H x 300W mm

Doors	Depth	Code	Each
4	300mm	B12214GU--00TCS	£344.44
6	300mm	B12216GU--00TCS	£439.88
8	300mm	B12218GU--00TCS	£524.11
4	450mm	B12514GU--00TCS	£362.92
6	450mm	B12516GU--00TCS	£459.78
8	450mm	B12518GU--00TCS	£546.89

CF GU PD RD YD

Please add two letter suffix in partcode in place of dashes for colour when ordering

Need Charging lockers in a hurry? See page 56

Available With Sloping Tops

Call for details



SMALL ITEM CHARGING LOCKERS

- Each compartment fitted with single socket

Doors	Height	Width	Depth	Code	Each
4	915mm	250mm	180mm	A100641P03GU--	£317.56
8	915mm	250mm	180mm	A100681P03GU--	£429.20
5	930mm	300mm	300mm	BH2215GU--00LCS	£375.98

CF GU PD RD YD

Please add two letter suffix in partcode in place of dashes for colour when ordering

PERSONAL EFFECTS LOCKERS



Single Door
10 Socket



Ten Door 10 Socket



Five Door 5 Socket

LAPTOP CHARGING LOCKERS

- Each compartment fitted with single socket
- Choice of flat or sloping tops

FROM ONLY
£345.98

H x W x D mm	Doors	Compartments	Flat Top		Sloping Top	
			Code	Each	Code	Each
1800 x 450 x 450	1	10	B15511GU--00LCS	£474.64	M15511GU--00LCSST	£444.06
1800 x 450 x 450	10	10	B1551TGU--00LCS	£663.90	M1551TGU--00LCSST	£616.15
930 x 450 x 450	1	5	BH5511GU--00LCS	£345.98	MH5511GU--00LCSST	£327.06
930 x 450 x 450	5	5	BH5515GU--00LCS	£416.02	MH5515GU--00LCSST	£390.75

CF GU PD RD YD

Please add two letter suffix in partcode in place of dashes for colour when ordering



All In Charge lockers can be specified with sloping tops which are a great way of keeping locker areas tidy and more hygienic as they discourage users from leaving items on top of lockers.

LOCKERS

Available With Sloping Tops

Call for details

SMALL ITEM LOCKERS

LINK51

Ideal for locations where items may need to be left or are not permitted.

SMALL ITEM LOCKERS

Lockers provide secure storage for small but valuable items in public areas and throughout the working environment.

- All units are supplied with a standard camlock and are available with either solid or perforated doors and with or without sloping tops
- The locker units can be hung on walls or bolted one on top of the other and side by side to form banks of lockers
- Personal item lockers can be supplied in singles or nests of two



		Flat Top		Sloping Top	
H x W x D mm	Type	Code	Each	Code	Each
SOLID DOORS					
915 x 250 x 180	Single 4 Door	A100641A01GU--	£122.10	A100641A04GU--	£122.10
915 x 250 x 180	Single 8 Door	A100681A01GU--	£156.54	A100681A04GU--	£156.54
915 x 500 x 180	Nest of 2 - 4 Door	A100642A01GU--	£234.83	A100642A04GU--	£234.83
915 x 500 x 180	Nest of 2 - 8 Door	A100682A01GU--	£303.71	A100682A04GU--	£303.71
PERFORATED DOORS					
915 x 250 x 180	Single 4 Door	A100641A03GU--	£122.10	A100641A09GU--	£122.10
915 x 250 x 180	Single 8 Door	A100681A03GU--	£156.54	A100681A09GU--	£156.54
915 x 500 x 180	Nest of 2 - 4 Door	A100642A03GU--	£234.83	A100642A09GU--	£234.83
915 x 500 x 180	Nest of 2 - 8 Door	A100682A03GU--	£303.71	A100682A09GU--	£303.71

CF GU PD RD YD

Please add two letter suffix in partcode in place of dashes for colour when ordering

FROM ONLY
£122.10



Single 8 Door

Single 4 Door

VISION & PERFORATED DOOR LOCKERS

As the name suggests, Vision panel lockers allow for the inspection of stored items whilst providing a secure storage solution.


The lockers incorporate a toughened polycarbonate viewing panel set within a steel door with an all-round strengthened edge, allowing inspection of each locker compartment. This prevents lockers being used as a hiding place for stolen items and for high security or public spaces ensures locker contents can be viewed at all times.

Perforated panels on lockers are particularly useful when damp clothes or odours pose a problem – in settings where uniforms must be stored or personal items such as boots, bike helmets and school PE clothing.

Allows visual inspection
of locker contents

Nesting Options Available

Call for
details



PROBE

PROBE VISION PANEL DOOR LOCKERS

Vision panel door lockers with polycarbonate window provide for easy and quick inspection if items stored.

- Supplied with camlocks as standard - other lock types are also available
- All lockers are 1780H x 305W mm

		Flat Top Lockers		With Sloping Tops	
Depth	Doors	Code	Each	Code	Each
305mm	1	VP-12121SG--C	£151.44	VP-12121STSG--C	£163.00
305mm	2	VP-12122SG--C	£172.47	VP-12122STSG--C	£184.06
305mm	3	VP-12123SG--C	£184.11	VP-12123STSG--C	£195.69
305mm	4	VP-12124SG--C	£195.29	VP-12124STSG--C	£206.86
305mm	5	VP-12125SG--C	£211.94	VP-12125STSG--C	£223.52
305mm	6	VP-12126SG--C	£236.30	VP-12126STSG--C	£247.87
460mm	1	VP-12181SG--C	£169.97	VP-12181STSG--C	£181.54
460mm	2	VP-12182SG--C	£186.20	VP-12182STSG--C	£197.78
460mm	3	VP-12183SG--C	£204.78	VP-12183STSG--C	£216.36
460mm	4	VP-12184SG--C	£213.32	VP-12184STSG--C	£224.91
460mm	5	VP-12185SG--C	£226.24	VP-12185STSG--C	£237.81
460mm	6	VP-12186SG--C	£249.35	VP-12186STSG--C	£260.94

BK BL GN RD SG WH YW

Please add two letter suffix in partcode in place of dashes for colour when ordering

PROBE

PROBE PERFORATED DOOR LOCKERS

Durable steel lockers, with perforated doors in a range of sizes and options to suit all requirements.

- Supplied with camlocks as standard - other lock types are also available
- All lockers are 305W mm

Probe Perforated Door Lockers				Probe Perforated Door Lockers with Sloping Tops			
Depth	Doors	Height	Code	Each	Height	Code	Each
305mm	1	1780mm	7012121SG--PFC	£90.39	1930mm	7012121STSG--PFC	£102.55
305mm	2	1780mm	7012122SG--PFC	£118.24	1930mm	7012122STSG--PFC	£130.40
305mm	3	1780mm	7012123SG--PFC	£128.28	1930mm	7012123STSG--PFC	£140.44
305mm	4	1780mm	7012124SG--PFC	£137.16	1930mm	7012124STSG--PFC	£149.32
305mm	5	1780mm	7012125SG--PFC	£146.86	1930mm	7012125STSG--PFC	£159.02
305mm	6	1780mm	7012126SG--PFC	£169.11	1930mm	7012126STSG--PFC	£181.27
460mm	1	1780mm	7012181SG--PFC	£108.04	1930mm	7012181STSG--PFC	£120.20
460mm	2	1780mm	7012182SG--PFC	£131.94	1930mm	7012182STSG--PFC	£144.10
460mm	3	1780mm	7012183SG--PFC	£143.82	1930mm	7012183STSG--PFC	£155.98
460mm	4	1780mm	7012184SG--PFC	£154.09	1930mm	7012184STSG--PFC	£166.24
460mm	5	1780mm	7012185SG--PFC	£161.13	1930mm	7012185STSG--PFC	£173.28
460mm	6	1780mm	7012186SG--PFC	£184.19	1930mm	7012186STSG--PFC	£196.35

BK BL GN RD WH YW

Please add two letter suffix in partcode in place of dashes for colour when ordering

LINKS1

LINKS1 VISION PANEL DOOR LOCKERS

Steel lockers with clear panel for easy visibility and inspection.

- All lockers are 1800H x 300W mm

Code	Doors	Depth	Each
B12212GU--00IP	2	300mm	£156.28
B12512GU--00IP	2	450mm	£172.24
B12612GU--00IP	2	500mm	£177.44
B12213GU--00IP	3	300mm	£176.24
B12513GU--00IP	3	450mm	£192.04
B12613GU--00IP	3	500mm	£199.92
B12214GU--00IP	4	300mm	£185.78
B12514GU--00IP	4	450mm	£202.31
B12614GU--00IP	4	500mm	£210.00
B12216GU--00IP	6	300mm	£244.09
B12516GU--00IP	6	450mm	£262.12
B12616GU--00IP	6	500mm	£270.44
B12218GU--00IP	8	300mm	£292.47
B12518GU--00IP	8	450mm	£314.06
B12618GU--00IP	8	500mm	£328.45

CF GU PD RD YD

Please add two letter suffix in partcode in place of dashes for colour when ordering

Please replace 00 with 11 to end of partcode if hasp & staple lock is required in place of standard camlock (no additional cost option)

FROM ONLY
£156.28



LINKS1

LINKS1 PERFORATED DOOR LOCKERS

With multi-perforations in the door these 1-6 door lockers are ideal for keeping items secure but ventilated.

- Supplied with cam or hasp & staple locks as standard - other lock types available
- All lockers are 1800H mm

Code	Doors	Width	Depth	Each
B12211GU--00A	1	300mm	300mm	£95.34
B12511GU--00A	1	450mm	450mm	£109.51
B15511GU--00A	1	450mm	450mm	£135.58
B12212GU--00A	2	300mm	300mm	£105.33
B12512GU--00A	2	300mm	450mm	£119.72
B15512GU--00A	2	450mm	450mm	£149.58
B12213GU--00A	3	300mm	300mm	£123.55
B12513GU--00A	3	300mm	450mm	£139.38
B15513GU--00A	3	450mm	450mm	£167.70
B12214GU--00A	4	300mm	300mm	£133.89
B12514GU--00A	4	300mm	450mm	£150.42
B15514GU--00A	4	450mm	450mm	£180.38
B12216GU--00A	6	300mm	300mm	£163.73
B12516GU--00A	6	300mm	450mm	£181.76
B15516GU--00A	6	450mm	450mm	£218.52

CF GU PD RD YD

Please add two letter suffix in partcode in place of dashes for colour when ordering.

Please replace 00 with 11 to end of partcode if hasp & staple lock is required in place of standard camlock (no additional cost option)

FROM ONLY
£95.34



FROM ONLY
£90.39



SPACE SAVING LOCKERS

Space saving lockers are perfect for various locations, including warehouses and schools.

POD lockers have a unique space saving design can reduce floor space use by 70%.

Slimline lockers are an efficient way of saving floor space whilst maximising height.

Remember often two or three people can utilise the same locker at different times of the day.

If there is not a lot to be stored you can always use half height lockers to double up capacity.

PROBE



LOCKER PODS

Space saving locker pods are Individual small seeds connected together to form a 7 or 11 pod locker.

- These unique pods are designed to maximise compartment numbers in your locker room
- Supplied with camlocks as standard - other lock types are also available
- Optional rotating bases and sloping tops can be specified (not listed). Call for details.
- Locker Pods are all 1780H x 460D mm

Code	Type	Width	Doors	Compartments	Each
PD-7018181SG--C	7 Seed	460mm	1	7	£978.99
PD-70181825G--C	7 Seed	460mm	2	14	£1,184.69
PD-70181835G--C	7 Seed	460mm	3	21	£1,278.22
PD-70181845G--C	7 Seed	460mm	4	28	£1,368.78
PD-70181865G--C	7 Seed	460mm	6	42	£1,819.17
PD-70121815G--C	11 Seed	305mm	1	11	£1,295.81
PD-70121825G--C	11 Seed	305mm	2	22	£1,582.48
PD-70121835G--C	11 Seed	305mm	3	33	£1,726.40
PD-70121845G--C	11 Seed	305mm	4	44	£1,848.11
PD-70121855G--C	11 Seed	305mm	5	55	£1,932.62
PD-70121865G--C	11 Seed	305mm	6	66	£2,209.15


BK BL GN RD SG WH YD

Please add two letter suffix in partcode in place of dashes for colour when ordering

Unique space saving design allows lockers to be placed against walls

Installation Service Available

Call for details



1 to 6 door seeds are available in 2 sizes, making up 7 or 11 seed pods

Pods can be mounted onto optional bases that let the unit rotate, allowing Pods to be positioned close together or against a wall to save further space. An inertia brake system is incorporated.

LOCKERS

LINK51



LINK51 SLIM LOCKER NESTS

Single door 225mm width lockers, available as nested units of two to 4 lockers.

- Finished with an antibacterial paint finish
- All lockers are 225W x 450D mm

		Nest of 2		Nest of 3		Nest of 4	
Height	Type	Code	Each	Code	Each	Code	Each
1800mm	Flat top	B11521GU--00	£167.66	B11531GU--00	£242.98	B11541GU--00	£317.24
1987mm	Sloping Top	B11521GUC--00ST	£186.38	B11531GU--00ST	£271.07	B11541GU--00ST	£354.75

CF GU PD RD YD

Please add two letter suffix in partcode in place of dashes for colour when ordering

Please replace 00 with 11 to end of partcode if hasp & staple lock is required in place of standard camlock (no additional cost option)

Quantity Discounts

Call for more info

FROM ONLY
£167.66



Need changing room seating?



Benching & Seating

Pages 70 - 73

PROBE



ULTRA SLIM TWIN LOCKERS

Ultra slim lockers are ideal where space is a premium.

- All locker are 305W x 460D mm

Code	Type	Height	Doors	Compartments	Each
UST7012185G--C	Flat top	1780mm	2	2	£140.74
UST7012185TSG--C	Sloping top	1930mm	2	2	£152.25

BK BL GN RD SG WH YD

Please add two letter suffix in partcode in place of dashes for colour when ordering

FROM ONLY
£140.74

Space saving narrow compartment



SPECIALIST LOCKERS

MESH LOCKERS

Wire mesh lockers create a secure facility for staff personal effects equipment whilst allowing visibility and air circulation.

These are ideal for many industries particularly food and construction. Offering visibility; while maintaining security they come in an electroplated bright zinc finish; with or without doors.

They provide increased safety and tidiness by eliminating the possibility of litter and other items being stored on the top of the locker.

Standard powder coated finish is also available at no extra charge. Powder coated anti-bacterial coating is available as an optional extra.

LOCKERS

Quantity Discounts



For all round visibility and ventilation of contents

FROM ONLY
£144.90



MESH LOCKERS

Wire mesh lockers create a secure facility for staff personal effects equipment whilst allowing visibility and air circulation. These are ideal for many industries particularly food and construction.

- Offering visibility; while maintaining security they come in an electroplated bright zinc finish; with or without doors
- They provide increased safety and tidiness by eliminating the possibility of litter and other items being stored on the top of the locker

Single Locker				Nest of 2				Nest of 3			
Depth	Doors	Code	Each	Code	Each	Code	Each	Code	Each	Code	Each
305mm	1	010BZP0002	£144.90	010BZP0004	£264.60	010BZP0006	£372.75	010BZP0002	£144.90	010BZP0004	£264.60
305mm	2	010BZP0020	£148.05	010BZP0022	£268.80	010BZP0024	£391.65	010BZP0026	£421.05	010BZP0028	£450.45
305mm	3	010BZP0038	£153.30	010BZP0040	£289.80	010BZP0042	£421.05	010BZP0044	£450.45	010BZP0046	£534.45
305mm	4	010BZP0056	£168.00	010BZP0058	£308.70	010BZP0060	£450.45	010BZP0062	£534.45	010BZP0064	£604.25
305mm	6	010BZP0074	£190.05	010BZP0076	£364.35	010BZP0078	£534.45	010BZP0080	£604.25	010BZP0082	£637.85
457mm	1	010BZP0014	£157.50	010BZP0016	£282.45	010BZP0018	£404.25	010BZP0020	£437.85	010BZP0022	£470.40
457mm	2	010BZP0032	£158.55	010BZP0034	£300.30	010BZP0036	£437.85	010BZP0038	£470.40	010BZP0040	£501.90
457mm	3	010BZP0050	£171.15	010BZP0052	£321.30	010BZP0054	£470.40	010BZP0056	£501.90	010BZP0058	£585.90
457mm	4	010BZP0068	£179.55	010BZP0070	£342.30	010BZP0072	£501.90	010BZP0074	£585.90	010BZP0076	£669.90
457mm	6	010BZP0086	£203.70	010BZP0088	£397.95	010BZP0090	£585.90	010BZP0092	£669.90	010BZP0094	£753.90



FROM ONLY
£250.95

MESH MULTI COMPARTMENT LOCKERS WITHOUT DOORS

Mesh multi-compartment open front unit for non-secure storage of large items. Can be used as pigeon hole storage. Electroplated zinc with clear coat of lacquer finish allows for hosing down for total cleaning.

- Lockers are 1390mm in height with 150mm legs
- Compartment size is 305H x 305Wmm except for 40 compartments which are 150H x 150Wmm

Code	Width	Depth	Compartments	Each
010BZP0157	830mm	305mm	40	£341.25
010BZP0159	830mm	457mm	40	£375.90
010BZP0145	910mm	305mm	12	£250.95
010BZP0151	910mm	457mm	12	£283.50
010BZP0147	1210mm	305mm	16	£329.70
010BZP0153	1210mm	457mm	16	£354.90
010BZP0149	1515mm	305mm	20	£369.60
010BZP0155	1515mm	457mm	20	£407.40



FROM ONLY
£373.80

MESH MULTI COMPARTMENT LOCKERS

Wire mesh locker units fitted with either double doors which enclose all the compartments or individual compartment doors. Doors accept padlocks (not included).

- Lockers are 1390mm in height with 150mm legs
- Compartment size is 305H x 305Wmm except for 40 compartments which are 150H x 150Wmm
- Manufactured from 25x25x2.5mm weld mesh on 8mm rod frame with 150mm high legs

Code	Width	Depth	Doors	Compartments	Each
010BZP0158	830mm	305mm	2	40	£427.35
010BZP0160	830mm	457mm	2	40	£470.40
010BZP0146	910mm	305mm	12	12	£373.80
010BZP0152	910mm	457mm	12	12	£406.35
010BZP0148	1210mm	305mm	16	16	£475.65
010BZP0154	1210mm	457mm	16	16	£527.10
010BZP0150	1515mm	305mm	20	20	£581.70
010BZP0156	1515mm	457mm	20	20	£640.50

POLICE & CREW LOCKERS

Police and Crew lockers are designed to accommodate uniforms and bulkier items; including a top shelf for storing hats and boots.

In the case of the Police Locker these are specifically designed to handle Airwaves, CS Canisters and Body Armour.

LINK51

LINK51 POLICE STANDARD LOCKERS

Heavy duty storage option available in a choice of sizes, which are designed to be robust, durable and withstand being used on a daily basis.

- Hardwearing all steel lockers that have been built to last
- Fixed and sturdy top shelf and hanging rail for easy clothes storage
- Coated in an antibacterial covering

FROM ONLY

£130.41



Code	Height	Width	Depth	Each
B1581PGU--00P0	1800mm	450mm	600mm	£130.41
B1881PGU--00P0	1800mm	600mm	600mm	£141.99

CF GU PD RD YD

Please add two letter suffix in partcode in place of dashes for colour when ordering

LINK51

POLICE LOCKERS LOCKABLE CUBE

Spacious, heavy duty Police lockers offering secure storage with lockable cube.

- Separate lockable compartment
- Covered with antibacterial coating to help protect against harmful bacteria
- Conforms to BS4680

FROM ONLY

£205.75



Code	Height	Width	Depth	Each
B1581PGU--00P2	1800mm	450mm	600mm	£205.75
B1881PGU--00P2	1800mm	600mm	600mm	£222.81

CF GU PD RD YD

Please add two letter suffix in partcode in place of dashes for colour when ordering

LOCKERS

LINK51

POLICE LOCKERS CS CANISTER HOLDER

Police locker which allows visual inspection of CS Canister stored with locker.

- Internal holder for CS canister
- Tough top shelf with hanging rail beneath
- Antibacterial coated to help protect against bacteria

FROM ONLY

£174.88



Choice of designs to store specialist equipment



CS Canister storage

Code	Height	Width	Depth	Each
B1581PGU--00P1	1800mm	450mm	600mm	£174.88
B1881PGU--00P1	1800mm	600mm	600mm	£197.83

CF GU PD RD YD

Please add two letter suffix in partcode in place of dashes for colour when ordering

LINK51

POLICE LOCKERS AIRWAVES & CS CANISTER HOLDER

Police Lockers for secure storage of Airwaves radio and CS Canister. Airwaves radio compartment accessed separately from outside locker.

- Separate compartment for Airwaves and CS canister
- Internal upper shelf and hanging rail
- Top and lower air vents/visibility grids

FROM ONLY

£214.26





CS Canister storage



Airwaves Radio storage

Code	Height	Width	Depth	Each
B1581PGU--00P3	1800mm	450mm	600mm	£214.26
B1881PGU--00P3	1800mm	600mm	600mm	£232.01

CF GU PD RD YD

Please add two letter suffix in partcode in place of dashes for colour when ordering

PROBE

PPE LOCKERS

PPE steel lockers in a range of sizes and options to suit all requirements

- Lockers have blue doors with silver body and are supplied with PPE sticker
- Coated with an antibacterial protection - for maximum hygiene
- Lockers are 305mm in width



FROM ONLY

£108.92

PPE Lockers					PPE Lockers with Sloping Tops			
Depth	Doors	Height	Code	Each	Height	Code	Each	
305mm	1	1780mm	PPE7012121SGBLC	£108.92	1930mm	PPE7012121SGBLC	£120.51	
305mm	2	1780mm	PPE7012122SGBLC	£158.30	1930mm	PPE7012122SGBLC	£169.92	
305mm	3	1780mm	PPE7012123SGBLC	£190.69	1930mm	PPE7012123SGBLC	£202.32	
305mm	4	1780mm	PPE7012124SGBLC	£221.99	1930mm	PPE7012124SGBLC	£233.62	
305mm	5	1780mm	PPE7012125SGBLC	£254.07	1930mm	PPE7012125SGBLC	£265.69	
460mm	1	1780mm	PPE7012181SGBLC	£125.74	1930mm	PPE7012181SGBLC	£137.36	
460mm	2	1780mm	PPE7012182SGBLC	£171.34	1930mm	PPE7012182SGBLC	£182.97	
460mm	3	1780mm	PPE7012183SGBLC	£205.49	1930mm	PPE7012183SGBLC	£217.11	
460mm	4	1780mm	PPE7012184SGBLC	£238.10	1930mm	PPE7012184SGBLC	£249.73	
460mm	5	1780mm	PPE7012185SGBLC	£267.65	1930mm	PPE7012185SGBLC	£279.28	



GARMENT LOCKERS

DISPENSERS & COLLECTORS

Managing the issue of workplace clothing is an essential part of hygiene procedure in many sectors; including food and drink manufacturing, healthcare and pharmaceuticals.

Garment Dispenser and Collector units come in 1,5,10,15,20 door lockers for dispensing and collecting garments and safety equipment.



PROBE

Dispensers

Collector

PROBE GARMENT DISPENSER & COLLECTORS

Flat and sloping top metal garment lockers are used to distribute clean and dirty overalls and workwear.

- Suitable for the manufacturing, pharmaceutical and food industries
- Supplied with camlocks as standard other lock types available
- All lockers are 380W x 460D mm

FROM ONLY
£194.44

Code	Type	Height	Doors	Compartments	Each
BULKSG--C	Collector	1780mm	1	1	£194.44
GD5SG--C	Dispenser	1780mm	5	5	£231.15
GD10SG--C	Dispenser	1780mm	10	10	£289.79
GD15SG--C	Dispenser	1780mm	15	15	£348.82
BULKSTSG--C	Collector with Sloping Top	1930mm	1	1	£206.02
GD5STSG--C	Dispenser with Sloping Top	1930mm	5	5	£242.73
GD10STSG--C	Dispenser with Sloping Top	1930mm	10	10	£301.35
GD15STSG--C	Dispenser with Sloping Top	1930mm	15	15	£360.38

BK BL GN RD SG WH YW

Please add two letter suffix in partcode in place of dashes for colour when ordering

Clean and dirty lockers separate clothing with handy compartments including vertical divider and top storage section. They do not allow for collection. They are ideal for factory environments.



Collector

Dispensers

Dispenser & Collector

LINK51

LINK51 GARMENT DISPENSER & COLLECTORS

Garment Dispenser and Collector - 1, 5, 10, 15, 20 door lockers for dispensing & collecting garments and safety equipment.

- Coated with an antibacterial protection - for maximum hygiene
- Conforms to BS4680 specification for clothing lockers - used in the laundry and hotel industries
- All lockers are 1778H x 381W x 457D mm

FROM ONLY
£140.75

Code	Type	Doors	Compartments	Each
D151801A01GU--	Collector	1	1	£140.75
D151805A01GU--	Dispenser	5	5	£206.07
DDC1805A01GU--	Dispenser and Collector	5	5	£229.33
D151810A01GU--	Dispenser	10	10	£260.24
DDC1810A01GU--	Dispenser and Collector	10	10	£300.53
D151815A01GU--	Dispenser	15	15	£328.16

CF GU PD RD YD

Please add two letter suffix in partcode in place of dashes for colour when ordering

Separates work/daywear or clean/dirty workwear

LINK51

LINK51 CLEAN & DIRTY LOCKERS

Staff lockers with clean/dirty compartments prove invaluable when personal clothes need to be kept separate from working clothes or uniforms.

- Coated with an antibacterial protection - for maximum hygiene
- Coat rail and hook in both compartments
- Locker is 1800H x 450W x 450D mm

Code	Doors	Compartments	Each
B1551DGU--00	1	3	£132.79

CF GU PD RD YD

Please add two letter suffix in partcode in place of dashes for colour when ordering



ONLY
£132.79

Sloping Tops Available

Call for details

FROM ONLY
£146.21

PROBE

PROBE CLEAN & DIRTY LOCKERS

Keeps clean and dirty clothing separate with handy separate compartments including vertical divider and top storage section

- Coated with an antibacterial protection vital when dirty and clean clothes are being stored
- Coat rail and double coat hook in each compartment
- All lockers are 460W x 460D mm

Code	Height	Type	Doors	Compartments	Each
701818CDSDG--C	1780mm	Flat top	1	3	£146.21
701818CDSTSG--C	1930mm	Sloping top	1	3	£157.78

BK BL GN RD SG WH YW

Please add two letter suffix in partcode in place of dashes for colour when ordering



LINK51

LINK51 2 PERSON LOCKERS

When space is at a premium, two person workplace lockers offer a simple solution.

- Each user has access to a hanging compartment as well as a personal items storage compartment
- One key opens both compartments
- Locker is 1800H x 450W x 450D mm

Code	Doors	Compartments	Each
B15514GU--TCL	4	4	£177.68

CF GU PD RD YD

Please add two letter suffix in partcode in place of dashes for colour when ordering



PROBE

PROBE 2 PERSON LOCKERS

2 Person steel lockers are popular in areas where space is a premium.


- Supplied with suited keys - One vertical 'hanging' compartment and one top shelf storage compartment is opened with one key operating both compartments
- All lockers are 450W x 450D mm

Code	Type	Height	Doors	Compartments	Each
2P701818SG--C	Flat top	1780mm	2	4	£182.52
2P701818STSG--C	Sloping top	1930mm	2	4	£194.09

BK BL GN RD SG WH YD

Please add two letter suffix in partcode in place of dashes for colour when ordering





Top compartment can be opened independently of the main locker to allow clean work wear to be deposited by a laundry service

ONLY
£181.16

LINK51

PERSONAL WORKWEAR LOCKERS

Designed specifically to allow laundry service to deposit clean workwear without access to owners personal storage.

- Personal work wear storage locker with multiple compartments
- Double-width top shelf, shoe compartment and hanging space
- H1800mm x W380mm x D450mm

Code	Doors	Compartments	Each
B1351LGU--00PW	1	4	£181.16

CF GU PD RD YD

Please add two letter suffix in partcode in place of dashes for colour when ordering

Quantity Discounts

Call for more info

Compact solution to garment hanging



FROM ONLY
£169.92

PROBE

TWIN LOCKERS

Robust all steel construction twin lockers available in 7 colour options.

- Locker dimensions W450mm x D450mm

Code	Type	Height	Doors	Compartments	Each
TW701818SG--C	Flat top	1780mm	2	2	£169.92
TW701818STSG--C	Sloping top	1930mm	2	2	£181.50

BK BL GN RD SG WH YD

Please add two letter suffix in partcode in place of dashes for colour when ordering



ONLY
£150.90

LINK51

LINK51 UNIFORM LOCKERS

Uniform lockers with multiple inner compartments for storing work wear and personal items safely and securely.

- One double-width top shelf four right-side compartments and one main hanging section
- Locker dimensions are H1800mm x W450mm x D450mm

Code	Doors	Compartments	Each
B1551NGU--00	1	6	£150.90

CF GU PD RD YD

Please add two letter suffix in partcode in place of dashes for colour when ordering



FROM ONLY
£164.86

PROBE

PROBE UNIFORM LOCKERS

Uniform lockers with multiple inner compartments for storing work wear and personal items safely and securely.

- Supplied with either camlocks or hasp & staple locks as standard - other lock types are also available
- Locker dimensions W450mm x D450mm

Code	Type	Height	Doors	Compartments	Each
701818UNSG--C	Flat top	1780mm	1	2	£164.86
701818UNSTSG--C	Sloping top	1930mm	1	2	£176.44

BK BL GN RD SG WH YW

Please add two letter suffix in partcode in place of dashes for colour when ordering

LINK51

LINK51 CREW LOCKERS

Crew lockers are larger volume lockers ensuring ample storage space for bulky workwear, boots, equipment and personal possessions.

- Extra wide size for easy storage
- One top shelf two separate hanging compartments one bottom shelf
- Coated in an antibacterial covering

Code	Height	Width	Depth	Each
B1881PGU--00CO	1800mm	600mm	600mm	£204.90

CF GU PD RD YD

Please add two letter suffix in partcode in place of dashes for colour when ordering



ONLY
£204.90

Large volume lockers for bulky workwear

FROM ONLY
£244.34

PROBE

PROBE CREW LOCKERS

Extra wide locker for storing personal clothing and work wear.

- Supplied with 2 Point locking Key lock

Code	Type	Height	Width	Depth	Each
HCAP2418SG--2PLK	Flat top	1780mm	610mm	460mm	£244.34
HCAP2418STSG--2PLK	Sloping top	1930mm	610mm	460mm	£255.91

BK BL GN RD SG WH YW

Please add two letter suffix in partcode in place of dashes for colour when ordering



ACCESSORIES

PROBE WASHERS, NUTS & BOLTS

Washers, Nuts & Bolts for Probe lockers.

Code	Type	Each
NB100	Nesting Nuts and Bolts - Pack of 100	£10.50
PNNB	Plastic Nesting Nut and Bolt sets, Incl Rubber Sealing Washers - Pack of 100	£16.15

LINK51 LOCKER MASTER KEYS

Master Key for Link Lockers

- Please note these will be delivered separately (for security reasons)


E270R	£7.29
-------	-------

PROBE LOCKER MASTER KEYS

Master Key for Probe Lockers

- Please note these will be delivered separately (for security reasons)

CMK	£7.21
-----	-------



No cost option. Just specify lock choice at time of order.

PROBE



Lockers are supplied with a micro sprung 10 disc lock. Supplied with 2 keys. A master key is available.



A hasp & staple padlock fitting (padlock not included) can be fitted as an alternative to a camlock at no extra cost.

LINK51



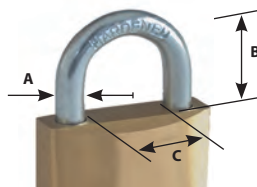
Lockers are fitted with a camlock as standard. Supplied with 2 keys. A master key is available.



A hasp & staple padlock fitting (padlock not included) can be fitted as an alternative to a camlock at no extra cost.

PADLOCK SPECIFICATION

We recommend the use of padlocks with the following dimensions:



	Minimum	Maximum
Shackle Diameter (A)	6mm	7.5mm
Top Dimension (B)	19mm	25mm
Shackle Internal (C)	19mm	25mm

LOCKER LOCK OPTIONS


PROBE



A



B



C



D



E



F

When considering a lock type, you'll need to consider security, convenience, on-site management and ultimately what is best for your environment. Our range of optional locks will cover all requirements. Ring us for details and pricing.

A COIN/TOKEN RETURN LOCK

Ideal when lockers have 'shared' users. The key is released when coin (£/€) or token is inserted. Key is captive again when the door is reopened and the coin/token is returned to the user.

B COIN/TOKEN RETAIN LOCK

Generates revenue from 'shared' user lockers. The key is released when coin (£/€) or token is inserted. Key is captive again when the door is reopened. Coin/token is retained in the box.

C COMBINATION LOCK

The 4 digit code combination lock has 10,000 possible combinations, making losing keys a thing of the past. Suitable for multi user applications. Master override key sold separately.

D DIGITAL COMBINATION LOCK

Simple to use, battery operated keyless lock with a choice of single or multi-user operation. Master override key supplied separately.

E FOUR TUMBLER COMBINATION LOCK

Ideal for facilities where keys are not desirable. The lock can be reset whenever it is open. This allows the locker to be used by several people at different times throughout.

F TRANSPONDER LOCK

A keyless locking system where the user bracelet is paired to an electronic lock. If the bracelet is lost, a new one is easily reprogrammed. This solution is perfect for gyms, sport centres and many other leisure facilities.

LINK51



A



B



C



D



E



F

LOCKER ROOM DESIGN TIPS

FEATURES OF THE LOCKER ROOM

The size, location, fixtures & fittings of the area or room designated for the lockers will affect the positioning and layout of the lockers. Take into account the following:

- Is the room or area large enough to accommodate the number (and size) of lockers required, whilst still leaving enough space for users to have easy access?

Note: ensure that the space is not confined, making the lockers awkward or uncomfortable to use, and the room potentially hazardous in an emergency evacuation situation (in response to a fire alarm, for example).

- Is the room or area accessible to groups of people who may all arrive at one time? Are any adjacent corridors, stairs or lifts easy to get to and move through? Is the room readily accessible for delivery and installation of the lockers?



- Take into account the position of doors and windows and their effect on the locker layout.

Note: the position of fixtures and fittings which could either obstruct the lockers or be obstructed by them. For example: ceiling pillars, low ceilings, alcoves, beams, skirting boards, radiators & heating pipes, light switches, sockets and other power outlets, lighting fixtures, ventilators and air-conditioning units, any access to service points.

- Check the condition of the floor - What is it made of? Is the surface suitable and in good condition? Is it level: lockers should always be located on a level, even floor. If there is significant slope, consider locating the lockers on support frames with adjustable feet.



- How are the floors cleaned? Even in a generally 'dry' changing area, the floor may be washed or mopped down from time to time. Where floors may be left damp for some time and on a regular basis, consider raising the lockers from the floor on a support frame which has a protective finish against corrosion.
- Assess the lighting - ill-lit locker rooms can appear oppressive and unwelcoming. Carefully assess the positioning of lockers and their effect on lighting - avoid creating areas of dark or shadow in the room, particularly in corners. If there is natural light, make the best use of it.

How is the artificial light provided? Will it conflict with the locker layout? If so, can the lighting be altered or the locker layout changed?

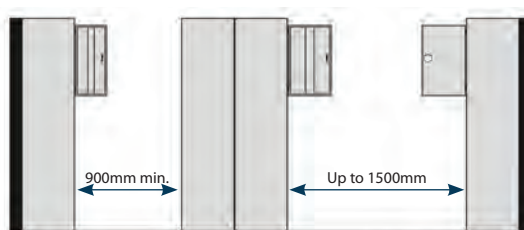


LOCKERS

LOCKER RUN SPACING

Lockers standing on the floor should be positioned so that there is a clear space or aisle at least 900mm wide - but preferably 1000mm - between the locker fronts and the opposing fixture - this could be a parallel run of lockers, or a corridor wall. Always allow clearance for wide-open doors - this varies according to the locker width.

Where space is available, the width of the aisle can be increased up to 1500mm where facing lockers are likely to be used simultaneously.



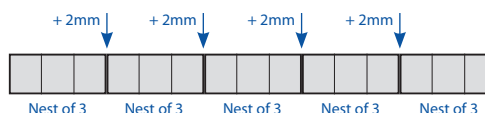
Lockers standing on support frames fitted with a seat should have a minimum aisle width of 900-1000mm between seats, but a spacing of 1200mm is desirable if facing lockers are to be used simultaneously.

Where the siting of lockers against a wall is impeded by the presence of skirting boards, floor coving or central heating pipes, stands can be used to raise the lockers clear of the obstruction. The rear leg of the stand can be inset to avoid the obstruction.



OVERALL DIMENSION

When planning a locker room layout, allowance should also be made for the incremental increase in the overall length of locker runs, where nested units are butted together. 2mm is added to the overall length at each point where two nested units join together (refer to example illustrated, below).



EVERYDAY CUPBOARDS

Quick Delivery Cupboards	87
Probe Standard Cupboards	88
Multi Compartment & Utility Cupboards	89
Link51 Standard Cupboards	90
Link51 Large Volume & Slimline Cupboards	91
Plastic Cupboards	91

INDUSTRIAL CUPBOARDS

Hazardous & COSHH Cupboards	92
Link51 Hazardous Substance Cupboards	93
Vision Panel Cupboards	93
Acid Cupboards	94
Toxic Cupboards & Bins	94
PPE Cupboards	95
Medical Cupboards	95

WORKSTATION CUPBOARDS

Workstations	96
Computer Workstations	97

CUPBOARDS WITH LINBINS

Louvre Panel Cupboards with Linbins	98
Cupboards with Lintrays	100
Cupboards with Linbins	100

ENGINEER CUPBOARDS

Tool Cupboards, Cabinets & Trunks	101
-----------------------------------	-----

SECURITY CABINETS & SAFES

Security Cabinets	102
Key Cabinets	102



Multi-compartment cupboards provides pigeon hole compartment storage within a lockable cabinet.

[See page 89](#)

NEW Large Volume Cupboards offer spacious storage for bulky items within the workplace.

[See page 91](#)



NEW Link51 Vision Panel ensures items are easily visible, without compromising on security.

[See page 93](#)

NEW extended range of Workstations.

[See pages 96-97](#)



Large capacity Tool Cupboard with louvre panels and drawers.

[See page 101](#)

NEED CUPBOARDS IN A HURRY?

**3 DAY
QUICK DELIVERY**



SHELF LOAD
78kg

QUICK DELIVERY STANDARD CUPBOARDS

Range of standard cupboards with 3 point locking.

- Cupboards are 915W x 505D mm
- Doors feature 2 point locking



FROM
£325.52

Code	Height	Type	Each
ZC1961CGUCF29S13	984mm	2 Full Width Shelves	£325.52
ZCH961CGUCF29S12	1820mm	3 Full Width Shelves	£273.49

Maximum order 5 cupboards.

Blue
(RAL 5002)



For full range
see **PAGE 90**



SHELF LOAD
45kg

QUICK DELIVERY HAZARDOUS SUBSTANCE CUPBOARDS

These cupboards are designed to store small amounts of flammable and / or chemical products (up to 50 litres) in work areas inside buildings.

- Fully welded integral sump eliminate leakage and contain spill up to 35 litres (approx)
- Three point locking
- Flush fitting handle for easier operation, eliminates risk of snagging when handling potentially hazardous substances
- Cupboards are supplied with 3 high visibility labels conforming to BS5609. Simply choose the right label for the type of substance being stored



Flush fitting handle for easier operation



Shelves adjustable on 25mm pitch

Code	H x W x D mm	No. Shelves	Each
ZH1961HS13	1905 x 915 x 505	3	£498.26
ZHA961HS11	790 x 915 x 505	1	£310.76
ZHH961HS11	1070 x 915 x 505	1	£348.24
ZHH961HS12	1070 x 915 x 505	2	£365.87

Maximum order 5 cupboards.

FROM
£310.76



ZH1961HS13



ZHH961HS13



ZHA961HS11



ZHH961HS12

CUPBOARD &
CABINETS

EVERYDAY CUPBOARDS

STANDARD CUPBOARDS

We have an extensive collection of storage cupboards suitable for a range of commercial, office and industrial environments.

These cupboards come in a range of heights and widths, duties and materials. Choose from steel, plastic or stainless steel with free standing, mobile or wall mounted options.

As well as standard everyday cupboards for the office we also offer cupboards designed to meet specific storage requirements.

These include hazardous substances, COSHH, acid & alkali, PPE and medical cupboards.

In the automotive industry where small parts are valuable, our range of cupboards with Linbins or Lintrays provide a secure and clean environment in the workshop, warehouse, storeroom or office. These are complimented by our range of tool cupboards and drawer units for secure storage of tools and equipment.

Workstations offer secure storage along with a sloping worktop which gives a higher work surface, enabling employees to use them comfortably whilst standing. The range also includes computer, quality and information workstations for use throughout the workplace.



Industrial & commercial cupboards with adjustable shelves



SHELF LOAD
65kg

FULL HEIGHT STANDARD CUPBOARD

- Standard metal cupboard with 3 adjustable shelves
- Doors feature 2 point locking and full height stiffeners
- Silver grey body with choice of door colours

ONLY
£294.01

Code	Height	Width	Depth	Each
STD703618CSG--	1780mm	915mm	460mm	£294.01

BL RD GN YW WH BK SG

Please add two letter suffix in place of dashes for colour when ordering

PROBE



SHELF LOAD
65kg

HALF HEIGHT STANDARD CUPBOARD

Low metal cupboard with 1 adjustable shelf

- Robust all steel construction
- Full height door stiffeners
- Silver grey body with choice of door colours

ONLY
£253.43

Code	Height	Width	Depth	Each
LC403618COMSG--	1015mm	915mm	460mm	£235.43

BL RD GN YW WH BK SG

Please add two letter suffix in place of dashes for colour when ordering



SHELF LOAD
65kg

STANDARD CUPBOARD ACCESSORY

Additional cupboard shelf for 915mm wide Probe standard cupboards

- Silver grey

ONLY
£15.59

Code	Width	Depth	Each
CS3618COM	900mm	460mm	£15.59

COLOURS AVAILABLE

Body

Doors



SHELF LOAD
65kg

OPEN FRONTED CUPBOARD

Open Fronted Cupboard with 4 full width shelves

- Silver grey body
- Durable powder coat finish

ONLY
£263.65

Code	Height	Width	Depth	Each
OP703618COMSG	1780mm	915mm	460mm	£263.65



8 COMPARTMENT CUPBOARDS

8 Compartment cupboard with 6 adjustable half-width shelves plus central divider

- Robust all steel construction
- Silver grey body with choice of door colours

Code	Height	Width	Depth	Each
8C703618CSG--	1780mm	915mm	460mm	£362.31

BL RD GN YW WH BK SG

Please add two letter suffix in place of dashes for colour when ordering



12 COMPARTMENT CUPBOARDS

12 Compartment cupboard with 9 adjustable shelves

- Robust all steel construction
- Silver grey body with choice of door colours

Code	Height	Width	Depth	Each
12C703618CSG--	1780mm	915mm	460mm	£421.72

BL RD GN YW WH BK SG

Please add two letter suffix in place of dashes for colour when ordering

ONLY **£421.72**

PROBE

Cupboards with hanging rails



JANITOR CUPBOARDS

Janitors cupboard with 4 half width shelves, one with hanging rail

- Robust all steel construction
- Cupboard is 1780H x 915W x 460Dmm
- Silver grey body with choice of door colours

Code	Each
CW703618COMSG--	£329.55

BL RD GN YW BK SG WH

Please add two letter suffix in place of dashes for colour when ordering



WARDROBE CUPBOARD

Wardrobe cupboard with 1 fixed shelf plus full width hanging rail

- Robust all steel construction
- Cupboard is 1780H x 915W x 460Dmm
- Silver grey body with choice of door colours

Code	Each
WAR703618CSG--	£279.98

BL RD GN YW BK SG WH

Please add two letter suffix in place of dashes for colour when ordering



SLIM WARDROBE CUPBOARD

Slim wardrobe cupboard with 1 shelf plus full width hanging rail

- Robust all steel construction
- Cupboard is 1780H x 915W x 460Dmm
- Silver grey body with choice of door colours

Code	Each
SLW702418CSG--	£215.06

BL RD GN YW BK SG WH

Please add two letter suffix in place of dashes for colour when ordering

Ideal for Small Workspaces



EVERYDAY CUPBOARDS


STANDARD CUPBOARDS



LINK51

For Cupboards in a hurry?
See page 87

Standard
Cupboard
Internal
Layouts



CUPBOARD &
CABINETS

Industrial &
commercial cupboards
with 3 point locking

A versatile and robust range of steel cupboards providing secure storage in the workplace. Cupboards are all available with a range of internal configurations, dependant on whether you require a small amount of larger compartments or several smaller compartments; we have the storage cabinet to meet your needs.

Finished with antibacterial technology, making them ideal in hospitals or other hygiene sensitive environments.

Vertical door stiffener for added strength.

Adjustable shelves on a 25mm vertical pitch.



FROM ONLY
£202.⁰⁴

STANDARD CUPBOARDS

Range of standard cupboards with 3 point locking.

- Cupboards are 915W x 505D mm
- Doors feature 2 point locking



Code	Height	Type	Each
CH961CGU--29512	984mm	2 Full Width Shelves	£219.96
CH961CGU--29500	984mm	No Shelves	£202.04
C1961CGU--29500	1820mm	No Shelves	£276.95
C1961CGU--29502	1820mm	1 Full Width Shelf, 3 Half Width Shelves and Hanging Rail	£351.03
C1961CGU--29509	1820mm	Central Divider, 2 Half Width Shelves and 2 Hanging Rails	£322.02
C1961CGU--29508	1820mm	Central Divider, 3 Half Width Shelves	£336.21
C1961CGU--29510	1820mm	Central Divider, 5 Half Width Shelves and Hanging Rail	£353.73
C1961CGU--29511	1820mm	1 Full Width Shelf and Hanging Rail	£302.65
C1961CGU--29512	1820mm	2 Full Width Shelves	£306.71
C1961CGU--29513	1820mm	3 Full Width Shelves	£321.57
C1961CGU--29514	1820mm	4 Full Width Shelves	£342.84
C1961CGU--29520	1820mm	Central Divider, 6 Half Width Shelves	£363.03
C1961CGU--29521	1820mm	2 Full Height Dividers, 9 Narrow Shelves	£399.90
C1961CGU--29522	1820mm	Central Divider, 4 Half Width Shelves and Hanging Rail	£353.73
C1961CGU--29525	1820mm	1 Full Width Shelf, 3 Narrow Shelves and Hanging Rail	£348.39

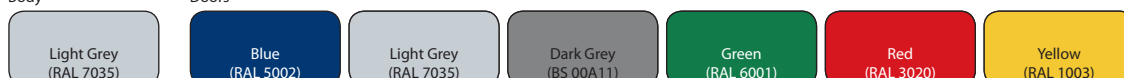
CF GU PD RD YD

Please add two letter suffix in place of dashes for colour when ordering

COLOURS AVAILABLE

Body

Doors



FROM ONLY
£239.⁹¹



SECURITY CUPBOARDS

Security models have additional hasp and staple fitted to receive a padlock, padlock not included).

- Cupboards are 915W x 505D mm
- Light Grey body with choice of door colours

Code	Height	Type	Each
CH961SGU--29512	984mm	2 Full Width Shelves	£239.91
C1961SGU--29500	1820mm	No Shelves	£296.91
C1961SGU--29502	1820mm	1 Full Width Shelf, 3 Half Width Shelves and Hanging Rail	£370.99
C1961SGU--29511	1820mm	1 Full Width Shelf and Hanging Rail	£322.64
C1961SGU--29512	1820mm	2 Full Width Shelves	£326.66
C1961SGU--29514	1820mm	4 Full Width Shelves	£362.80
C1961SGU--29525	1820mm	1 Full Width Shelf, 3 Narrow Shelves and Hanging Rail	£368.31
C1961SGU--29513	1820mm	3 Full Width Shelves	£341.52

CF GU PD RD YD

Please add two letter suffix in place of dashes for colour when ordering

EXTRA CUPBOARD SHELVES

Additional cupboard shelves. Includes 4 shelf clips.

- Light grey

FROM ONLY
£12.⁵⁴

Code	To Suit	Width	Depth	Each
CSH86CGU	Slimline	615mm	505mm	£12.54
CSH96CGU	Standard	915mm	505mm	£13.99
CCSH481801GU	Large Volume	1219mm	457mm	£16.84

LARGE VOLUME & SLIMLINE CUPBOARDS

LINK51



LARGE VOLUME CUPBOARDS

These are the giants of our cupboard range, offering spacious storage for larger and bulky items with a footprint of 1219 x 457mm

- Cupboards are 1829H x 1219W x 457D mm
- Adjustable shelves on a 25mm vertical pitch
- 3 point locking
- Light Grey body with choice of door colours
- Vertical door stiffening for added strength



Large Volume Lock

Code	Type	Each
C7248A3502GU--	1 Full Width Shelf, 3 Half Widths, Divider and Hanging Rail	£459.79
C7248A3509GU--	Central Divider, 2 Half Width Shelves and 2 Hanging Rails	£416.98
C7248A3511GU--	1 Full Width Shelf and Hanging Rail	£386.70
C7248A3512GU--	2 Full Width Shelves	£390.16
C7248A3520GU--	Central Divider, 6 Half Width Shelves	£459.03
C7248A3522GU--	Central Divider, 4 Half Width Shelves and Hanging Rail	£451.02
C7248A3513GU--	3 Full Width Shelves	£393.54
C7248A3508GU--	Central Divider and 3 Half Width Shelves	£429.60
C7248A3510GU--	4 Shelves To Left Of Divider, Hat Shelf, Coat Rail On Right	£446.67



Large Volume C7248A3502GU--

FROM ONLY
£386.70

CF GU PD RD YD

Please add two letter suffix in place of dashes for colour when ordering

Different width cupboards with a range of internal configurations



Large & Slimline Cupboard Internal Layouts

CUPBOARD & CABINETS



Slimline Cupboard C1861CGU--29502

Slimline Cupboard C1861CGU--29502

ONLY
£223.32



SLIMLINE CUPBOARDS

The practical solution where storage space is limited Slimline cupboards provide secure storage in a compact 'footprint'. Doors feature 2 point locking.

- Cupboards are 1820H x 615W x 505D mm
- Adjustable shelves on a 25mm vertical pitch
- Light Grey body with choice of door colours

Code	Type	Each
C1861CGU--29500	No Shelves	£223.32
C1861CGU--29501	Full Width Shelf, Central Divider and 2 Hanging Rails	£271.15
C1861CGU--29508	Central Divider, 3 Half Width Shelves	£280.95
C1861CGU--29509	Central Divider, 2 Half Width Shelves and 2 Hanging Rails	£269.04
C1861CGU--29513	3 Full Width Shelves	£260.19
C1861CGU--29511	1 Shelf and Rail	£242.78
C1861CGU--29510	Central Divider, Half Shelf With Rail and 4 Half Shelves	£301.32
C1861CGU--29502	1 Full Width Shelf, 3 Half Shelves, Divider and Hanging Rail	£291.23

CF GU PD RD YD

Please add two letter suffix in place of dashes for colour when ordering

PLASTIC CUPBOARDS

Available in 3 styles, these plastic cupboards are ideal for many applications in kitchens/cafeterias, garages, workshops, janitorial/cleaning storerooms, schools, offices etc.

- Made from robust, high quality plastic
- Anti-wear steel hinges provide a snap closure
- Hygienic & easy to clean

Code	Type	Height	Width	Each
CA085C	Half Height	900mm	370mm	£93.52
CA1654	Full Height	1690mm	370mm	£152.05
CA165U	Full Height Utility	1690mm	370mm	£152.89



Full height utility features cut away shelves to allow for tall items to be stored



Half height



Full height



Full height Utility with cut away shelves

FROM ONLY
£93.52

INDUSTRIAL CUPBOARDS

HAZARDOUS SUBSTANCE CUPBOARDS

All units comply with HFL/LPG Reg 1972
Sec 5. HSE The Storage of Flammable
Containers HS(G)51

Adjustable shelves
carry 85kg UDL



SHELF LOAD
85kg

HAZARDOUS STORAGE CUPBOARDS

Cupboards designed to store hazardous liquids safely.

- Doors in high visibility yellow
- Silver grey body

Code	Type	Height	Width	Depth	Each
HAZ-DSGYW	Small Floor	890mm	460mm	460mm	£196.17
HAZ-CSGYW	Low Floor	1015mm	915mm	460mm	£370.71
HAZ-ASGYW	Full Height Floor	1780mm	915mm	460mm	£456.07
HAZ-BSGYW	8 Compartment Floor	1780mm	915mm	460mm	£528.01
CS3618HAZSG	Extra Shelf		915mm	460mm	£18.31

FROM ONLY
£196.17

High visibility 270 degree labelling
conforming to BS5609

Removable 75mm sealed sump
base tray. 11.25 litres capacity

Removable 75mm sealed sump
base tray. 5.5 litres capacity

PROBE



SHELF LOAD
85kg

COSHH CUPBOARDS

These range of cupboards are for the separate storage of hazardous
substances as demanded by CoSHH regulations.

- Robust all steel construction
- Doors and body in silver grey

Code	Type	Height	Width	Depth	Each
GEN-NSGSG	Small Floor	890mm	460mm	460mm	£201.80
GEN-OSGSG	Low Floor	1015mm	915mm	460mm	£382.14
GEN-QSGSG	Full Height Floor	1780mm	915mm	460mm	£471.03
GEN-PSGSG	8 Compartment Floor	1780mm	915mm	460mm	£546.48
CS3618GENSG	Extra Shelf		915mm	460mm	£18.31

FROM ONLY
£201.80

Adjustable shelves carry
85kg UDL



High visibility
270 degree
self write
labels for you
to personalise
your particular
hazard

**Prevents unauthorised persons from
accessing the stored items**

Removable 75mm sealed sump
base tray. 5.5 litres capacity

Removable 75mm sealed
sump base tray. 11.25 litres
capacity

HAZARDOUS SUBSTANCE CUPBOARDS

For a Cupboard in a hurry? See page 87

Range of cabinets for the storage of small quantities of flammable or chemical products guidelines

It is essential that employers and employees comply with their legal obligations under the 'Control of Substances Hazardous to Health' (COSHH) and 'Dangerous Substances and Explosive Atmospheres Regulations 2002' (DSEAR) workplace safety regulations.



HAZARDOUS SUBSTANCE CUPBOARDS

Supplied with appropriate safety labelling, the highly visible yellow colour of the cupboards also ensures awareness of the potential danger of the materials stored.

- Epoxy powder coating in high-visibility yellow RAL 1003.
- Independently assessed to conform to HSG51 and SR24.
- Safety labelling in accordance with BS 5378.
- Fully welded integral sump to eliminate leakage and contain spillages up to 35ltrs (approx). Reinforced doors for added security.
- All units 790mm and above feature 3-point locking for additional security.
- Flush fitting handle for smaller cupboards under 770mm with Camlock as standard.

Code	Type	Shelves	Height	Width	Depth	Each
H1661HYD29S13	A	3	1905mm	477mm	505mm	£296.37
H1961HYD29S13	B	3	1905mm	915mm	505mm	£436.82
HH661HYD29S11	C	1	1070mm	477mm	505mm	£204.81
HH961HYD29S11	D	1	1070mm	915mm	505mm	£304.63
HH961HYD29S12	D	2	1070mm	915mm	505mm	£320.17
HA931HYD29S11	E	1	790mm	915mm	355mm	£263.92
HA961HYD29S11	F	1	790mm	915mm	505mm	£271.61
HA221HYD29S11	G	1	770mm	300mm	300mm	£133.19
HA521HYD29S11	H	1	770mm	450mm	300mm	£144.09
HA551HYD29S11	I	1	770mm	450mm	450mm	£161.72
HQ521HYD29S00	J	1	595mm	450mm	300mm	£104.54

LINK51

Supplied with three high visibility labels. Simply choose the right label for the type of substance being stored:

- Harmful materials.
- Highly flammable.
- Corrosive materials.



Flush fitting handle for easier operation; eliminates risk of snagging when handling potentially hazardous substances. Door can be closed without the key being inserted on all 790mm plus units.

Adjustable shelves to maximise space for stored material

VISION PANEL CUPBOARDS



Cupboards provide visible but secure storage suitable for most working environments to store tools, computer peripherals, electronic components and high value items.

Based on the standard all-steel cupboards, with the addition of toughened polycarbonate view panels set within a steel door which has an all-round strengthened edge.

- Semi-concealed hinges
- Magnetic door catches
- High quality lock operating 3-point locking bars
- Shelves supported on clips, height adjustable on 25mm increments

Code	Height	Width	Depth	Each
CH961IGU-29S12	984mm	915mm	505mm	£382.98
C1961IGU-29S13	1820mm	915mm	505mm	£482.49

CF GU HY PD RD YD

Please add two letter suffix in place of dashes for colour when ordering

FROM ONLY
£382.98



Half height



Full height

INDUSTRIAL CUPBOARDS

ACID AND TOXIC CUPBOARDS & BINS



Durable epoxy polyester coating giving a surface resistant to most acids and alkalis



SHELF LOAD
85kg

PROBE

ACID & ALKALI STORAGE CUPBOARDS

Low Acid & Alkaline Cabinet

- Robust all steel construction
- Doors in white
- Body in white

CUPBOARDS FROM ONLY
£240.34

Code	Type	Height	Width	Depth	Each
AA-UHWH	Small Floor	890mm	460mm	460mm	£240.34
AA-TWHWH	Low Floor	1015mm	915mm	460mm	£484.99
AA-RWHWH	Full Height Floor	1780mm	915mm	460mm	£605.90
AA-SWHWH	8 Compartment Floor	1780mm	915mm	460mm	£712.69
CS3618AASG	Extra Shelf		915mm	460mm	£18.31

High visibility 270 degree labelling complying to BS5499-1

Adjustable shelves carry 85kg UDL

Removable 75mm sealed sump base tray. 11.25 litres capacity

CUPBOARD & CABINETS

PROBE

For the secure storage of pesticides and other toxic substances as required by CoSHH regulations.



SHELF LOAD
85kg

TOXIC & PESTICIDE STORAGE CUPBOARDS

Robust all steel construction

- Doors in high visibility red
- Silver grey body

CUPBOARDS FROM ONLY
£207.41

Code	Type	Height	Width	Depth	Each
TOX-ESGRD	Small Floor	890mm	460mm	460mm	£207.41
TOX-FSGRD	Low Floor	1015mm	915mm	460mm	£393.57
TOX-HSGRD	Full Height Floor	1780mm	915mm	460mm	£486.03
TOX-GSGRD	8 Compartment Floor	1780mm	915mm	460mm	£595.26
CS3618TOXSG	Extra Shelf		915mm	460mm	£18.31

High visibility 270 degree labelling complying to BS5609

Removable 75mm sealed sump base tray. 5.5 litres capacity

Adjustable shelves carry 85kg UDL

Removable 75mm sealed sump base tray. 11.25 litres capacity



FROM ONLY
£165.13

OILY RAG BINS

Designed for disposing of oil covered wipes and rags reducing risk of spontaneous combustion.

- Strong 16swg steel construction
- Hinged lid with tubular lift handle
- Available with or without removable steel liner

Code	Type	Height	Width	Each
VORB01	No liner	680mm	410mm	£165.13
VORB02	No liner	830mm	600mm	£195.85
VORB03	With liner	680mm	410mm	£203.16
VORB04	With liner	830mm	600mm	£247.00



FROM ONLY
£244.82

FLAT TOP BINS

Flat top bin designed to segregate your flammable waste with a welded seam sump to collect any spillages and drain plug permits convenient removal.

- Strong 14swg steel construction
- Hinged with restraining arm, hasp and staple
- Welded seams

Code	Type	Height	Width	Each
VFTB01-	Small	500mm	600mm	£244.82
VFTB02-	Medium	600mm	600mm	£297.51
VFTB03-	Large	600mm	1200mm	£400.84

GY R Y

Please add letter suffix in place of dashes for colour when ordering



FROM ONLY
£426.58

SLOPING TOP BINS

Sloping top bin designed to segregate your flammable waste with a welded seam sump to collect any spillages and drain plug permits convenient removal.

- Strong 14swg steel construction
- Hinged with restraining arm, hasp and staple
- Welded seams

Code	Height	Width	Depth	Each
VSTB04-	900/500mm	900mm	750mm	£426.58
VSTB05-	900/500mm	1200mm	750mm	£496.90

GY R Y

Please add letter suffix in place of dashes for colour when ordering

PPE AND MEDICAL CUPBOARDS

PPE Cupboards provide safe storage for Personal Protection Equipment

Adjustable shelves carry 85kg UDL

High visibility 270 degree labelling complying to BS5499-1

Reinforced doors for extra strength

CUPBOARD & CABINETS



PROBE

ACTIVE COAT

SHELF LOAD 85kg

MEDICAL CUPBOARDS

Available in a range of types and sizes to ensure quick yet secure access to vital first aid equipment.

- Robust all steel construction
- Body and doors in white

Designed specifically for storing medical and first aid supplies securely

FROM ONLY
£107.91

Code	Type	Height	Width	Depth	Each
MED-VVHWH	Cube	460mm	460mm	460mm	£107.91
MED-UVHWH	Small	890mm	460mm	460mm	£169.29
MED-TVHWH	Low	1015mm	915mm	460mm	£351.58
MED-XVHWH	Slim	1780mm	610mm	460mm	£322.33
MED-WVHWH	Personal Locker	1780mm	460mm	460mm	£194.62
MED-RVHWH	Full Height	1780mm	915mm	460mm	£439.67
MED-SVHWH	8 Compartment	1780mm	915mm	460mm	£602.50

PROBE

ACTIVE COAT

SHELF LOAD 85kg

PPE STORAGE CUPBOARDS

Secure storage for safety equipment and apparel.

- Robust all steel construction
- Doors in blue
- Body in silver grey

CUPBOARDS FROM ONLY
£171.46

Code	Type	Height	Width	Depth	Each
PPE-LSGBL	Small	890mm	460mm	460mm	£171.46
PPE-KSGBL	Low	1015mm	915mm	460mm	£340.15
PPE-MSGBL	Slim	1780mm	610mm	460mm	£341.96
PPE-JSGBL	Full Height	1780mm	915mm	460mm	£429.05
PPE-ISGBL	Wardrobe	1780mm	915mm	460mm	£474.30
CS3618PPESG	Extra Shelf		915mm	460mm	£18.31

Need more work space?



Self assembly Workbenches

Pages 130 - 131

WORKSTATION CUPBOARDS

WORKSTATIONS

Used in a wide range of environments such as warehouses, factory floors, workshops and garages. These workstations offer a compact design and higher work surface, enabling employees to use them comfortably whilst standing.

Sloping top makes writing easier

Drawer and door keys are paired

Adjustable shelves carry 85kg UDL



Strong robust construction with adjustable shelves, reinforced doors and lockable drawers.

ActiveCoat anti-bacterial finish making them ideal for food processing and hygiene sensitive environments.



ONLY
£292.61

STANDARD OPEN FRONT WORKSTATION CUPBOARD

A convenient standing work space at 1210mm high with an open front for quick or shared access to built-in storage. Coated with ACTIVECOAT to minimise the spread of bacteria and microbes.

- Supplied with 2 adjustable shelves
- Lockable drawers available, order separately
- Silver grey finish
- H1210 x W915 x D460mm

WSOP	£292.61
------	---------

STANDARD LOCKABLE WORKSTATION CUPBOARD

Classic heavy duty workstation, is ideal for tough working environments. With a choice of additional drawer and shelves this is a truly versatile workstation sure to help productivity.

- Supplied with 2 adjustable shelves
- Additional second drawer can be ordered separately
- Three point locking for added security
- H1210 x W915 x D460mm

WSST--	£322.80
--------	---------

BL RD GN YW SG WH BK

Please add two letter suffix in place of dashes for colour when ordering

WORKSTATION CUPBOARD ACCESSORIES

Lockable drawers designed to fit Standard, Medical and PPE Workstations.

WDR--	£21.46
-------	--------

BL RD GN YW SG WH BK

Please add two letter suffix in place of dashes for colour when ordering



PROBE

Ideal for warehouses,
factory floors, workshops
and garages

ONLY
£355.57

MEDICAL WORKSTATION CUPBOARD

A highly visible and practical Medical Workstation designed to meet the storage needs of a variety of first aid equipment. White finish with ACTIVECOAT to minimise the spread of bacteria and microbes.

- Optional drawers available separately
- Supplied with 2 adjustable shelves
- Three point locking for added security
- H1210 x W915 x D460mm

WSMEDWH	£355.57
---------	---------



ONLY
£355.57

PPE WORKSTATION CUPBOARD

A specially designed PPE Workstation to cater for the mandatory storage provision of personal safety equipment. Coated with ACTIVECOAT to minimise the spread of bacteria and microbes.

- Optional drawers available separately
- Supplied with 2 adjustable shelves
- Blue doors with silver grey body
- Three point locking for added security
- H1210 x W915 x D460mm

WSPPEBL	£355.57
---------	---------

PROBE



ONLY
£488.45

INFORMATION WORKSTATION

Workstation with dry wipe/magnetic message back board; ideal for meeting rooms and work areas where people need to exchange and develop ideas and discuss on-going issues. Additional drawer available to customise this workstation to suit your specific needs.

- Supplied with 2 adjustable shelves
- Silver grey body with choice of door colours
- H1970 x W915 x D460mm
- Three point locking for added security

WSWB-- **£448.45**

BL RD GN YW SG WH BK

Please add two letter suffix in place of dashes for colour when ordering



ONLY
£556.67

QUALITY WORKSTATION WITH FILE HOLDER

Workstation with file holder for 10 lever arch files and dry wipe/magnetic message back board. Ideal for use as Quality Control Station in manufacturing facility. Additional drawer available to customise this workstation to suit your specific needs.

- Supplied with 2 adjustable shelves
- Silver grey body with choice of door colours
- H1970 x W915 x D460mm
- Three point locking for added security

WSBSH-- **£556.67**

BL RD GN YW SG WH BK

Please add two letter suffix in place of dashes for colour when ordering

CUPBOARD & CABINETS



ONLY
£513.72

COMPUTER WORKSTATION

Allows the monitor and keyboard to be locked away. Screen compartment is 425H x 520W x 450Dmm. Keyboard sits on pullout telescopic shelf while CPU and printer can be stored in the main body. Pierced on the rear to allow cable access.

- Supplied with 1 adjustable shelf
- Silver grey body with choice of door colours
- H1600 x W650 x D620mm
- Two point locking for added security

WSCOM-- **£513.72**

BL RD GN YW SG WH BK

Please add two letter suffix in place of dashes for colour when ordering

Helps protect computer equipment in the workplace



ONLY
£393.92

COMPACT COMPUTER WORKSTATION

For securing IT equipment on the shop floor. CPU and printer can be stored in the main body. Pierced on the rear to allow cable access.

- Supplied with 1 adjustable shelf
- Silver grey body with choice of door colours
- H950 x W650 x D460mm
- Two point locking for added security

WSCUP-- **£393.92**

BL RD GN YW SG WH BK

Please add two letter suffix in place of dashes for colour when ordering

CUPBOARDS WITH LINBINS

LOUVRE PANEL CUPBOARDS WITH LINBINS

This is a toughened steel grey cupboard, that comes complete with a rear fitted louvre panel, along with shelves to provide storage of small parts.

Very popular in the automotive industry and when the small parts are valuable and need some additional security. Re-enforced doors and 3-point locking add a greater level of security.



Ideal solution to stowing away small parts easily and safely



VECPKH1COLGU

Cupboard contains the following Linbins in a range of mixed colours or all grey.

- Size 2 x 14 - 75H x 105W x 135Dmm
- Size 3 x 7 - 75H x 105W x 190Dmm
- Size 4 x 5 - 130H x 140W x 210Dmm
- Size 7 x 4 - 180H x 210W x 375Dmm
- Size 8 x 2 - 180H x 420W x 375Dmm



VECPKH2COLGU

Cupboard contains the following Linbins in a range of mixed colours or all grey.

- Size 2 x 14 - 75H x 105W x 135Dmm
- Size 3 x 14 - 75H x 105W x 190Dmm
- Size 4 x 10 - 130H x 140W x 210Dmm
- Size 6 x 4 - 180H x 210W x 280Dmm



VECPKH3COLGU

Cupboard contains the following Linbins in a range of mixed colours or all grey.

- Size 2 x 14 - 75H x 105W x 135Dmm
- Size 3 x 7 - 75H x 105W x 190Dmm
- Size 4 x 5 - 130H x 140W x 210Dmm
- Size 6 x 4 - 180H x 210W x 280Dmm
- Size 7 x 4 - 180H x 210W x 375Dmm



VECPKH4COLGU

Cupboard contains the following Linbins in a range of mixed colours or all grey.

- Size 2 x 14 - 75H x 105W x 135Dmm
- Size 3 x 14 - 75H x 105W x 190Dmm
- Size 4 x 5 - 130H x 140W x 210Dmm
- Size 6 x 4 - 180H x 210W x 280Dmm
- Size 7 x 4 - 180H x 210W x 375Dmm



SHELF LOAD
78kg

HALF HEIGHT LOUVRE PANEL CUPBOARDS WITH LINBINS

- H984mm x W915mm x D505mm

No. Shelves	Grey Linbins		Coloured Linbins	
	Code	Each	Code	Each
1	VECPKH1GRGU	£539.55	VECPKH1COLGU	£539.55
0	VECPKH2GRGU	£476.72	VECPKH2COLGU	£476.72
1	VECPKH3GRGU	£548.55	VECPKH3COLGU	£548.55
0	VECPKH4GRGU	£538.80	VECPKH4COLGU	£538.80



LINK51

LINBINS



SHELF LOAD
78kg

EMPTY HALF HEIGHT LOUVRE PANEL CUPBOARDS

- H984mm x W915mm x D505mm

Code	No. Shelves	Each
CH961LGUGU29S00	0	£339.08
CH961LGUGU29S11	1	£348.65



SHELF LOAD
78kg

EMPTY FULL HEIGHT LOUVRE PANEL CUPBOARDS

- H1820mm x W915mm x D505mm

Code	No. Shelves	Each
C1961LGUGU29S11	1	£508.09
C1961LGUGU29S12	2	£530.42

FROM ONLY
£339.08



FROM ONLY
£508.09



VECPKT1COLGU

Cupboard contains the following Linbins in a range of mixed colours or all grey.

- Size 2 x 14 - 75H x 105W x 135Dmm
- Size 3 x 28 - 75H x 105W x 190Dmm
- Size 4 x 15 - 130H x 140W x 210Dmm
- Size 6 x 4 - 180H x 210W x 280Dmm
- Size 7 x 4 - 180H x 210W x 375Dmm
- Size 8 x 2 - 180H x 420W x 375Dmm



VECPKT2COLGU

Cupboard contains the following Linbins in a range of mixed colours or all grey.

- Size 3 x 14 - 75H x 105W x 190Dmm
- Size 4 x 20 - 130H x 140W x 210Dmm
- Size 6 x 8 - 180H x 210W x 280Dmm
- Size 7 x 8 - 180H x 210W x 375Dmm



VECPKT3COLGU

Cupboard contains the following Linbins in a range of mixed colours or all grey.

- Size 2 x 14 - 75H x 105W x 135Dmm
- Size 3 x 28 - 75H x 105W x 190Dmm
- Size 4 x 15 - 130H x 140W x 210Dmm
- Size 6 x 4 - 180H x 210W x 280Dmm
- Size 8 x 4 - 180H x 420W x 375Dmm



VECPKT4COLGU

Cupboard contains the following Linbins in a range of mixed colours or all grey.

- Size 2 x 14 - 75H x 105W x 135Dmm
- Size 3 x 28 - 75H x 105W x 190Dmm
- Size 4 x 20 - 130H x 140W x 210Dmm
- Size 7 x 4 - 180H x 210W x 375Dmm
- Size 8 x 2 - 180H x 420W x 375Dmm

LINBINS®



COMPLETE WITH
BINS FROM
£718.18

VECPKT5COLGU

Cupboard contains the following Linbins in a range of mixed colours or all grey.

- Size 3 x 14 - 75H x 105W x 190Dmm
- Size 4 x 20 - 130H x 140W x 210Dmm
- Size 6 x 8 - 180H x 210W x 280Dmm
- Size 7 x 4 - 180H x 210W x 375Dmm
- Size 8 x 2 - 180H x 420W x 375Dmm



SHELF LOAD
78kg

FULL HEIGHT LOUVRE PANEL CUPBOARDS WITH LINBINS

• H1820mm x W915mm x D505mm

No. Shelves	Grey Linbins		Coloured Linbins	
	Code	Each	Code	Each
2	VECPKT1GRGU	£836.79	VECPKT1COLGU	£836.79
2	VECPKT2GRGU	£774.71	VECPKT2COLGU	£774.71
1	VECPKT3GRGU	£753.71	VECPKT3COLGU	£753.71
1	VECPKT4GRGU	£718.18	VECPKT4COLGU	£718.18
1	VECPKT5GRGU	£769.50	VECPKT5COLGU	£769.50

CUPBOARDS WITH LINBINS

CUPBOARDS WITH LINBINS

Tough steel UK made cupboards with a choice of blue or grey doors. Cupboards come with Linbins or Lintrays to provide a secure and clean environment in the workshop, warehouse, storeroom or office for small parts storage.

Shelves have a load of 70kg and extra shelves are available.

Remember other door and bin colours are possible.

LINBINS™



SHELF LOAD
65kg

COMPLETE WITH TRAYS
£349.45

HALF HEIGHT CABINETS WITH 20 BLUE LINTRAYS

20 of VTOPK3 Lintrays measuring H115mm x W188mm x D400mm each

- H1015mm x W915mm x D460mm

Code	Linbin Colours	No. Shelves	Each
VECPK7BL		4	£349.45



SHELF LOAD
65kg

COMPLETE WITH BINS FROM
£354.86

HALF HEIGHT CABINETS WITH 16 SIZE 7 LINBINS

16 x Size 7 Linbins measuring H180mm x W210mm x D375mm each

- H1015mm x W915mm x D460mm

Code	Linbin Colours	No. Shelves	Each
VECPKDBLK		3	£354.86
VECPKDBLKBL		3	£362.45
VECPKDBL		3	£370.03
VECPKDGR		3	£370.03



SHELF LOAD
65kg

COMPLETE WITH BINS FROM
£347.83

HALF HEIGHT CABINETS WITH 8 x SIZE 7 AND 4 x SIZE 8 LINBINS

8 x Size 7 Linbins measuring H180mm x W210mm x D375mm each and 4 x Size 8 Linbins measuring H180mm x W420mm x D375mm each

- H1015mm x W915mm x D460mm

Code	Linbin Colours	No. Shelves	Each
VECPKEBLK		3	£347.83
VECPKEBLKYE		3	£355.41
VECPKEBL		3	£362.45
VECPKEBLYE		3	£362.45
VECPKEGR		3	£362.45

Secure organised storage for small and valuable components



SHELF LOAD
65kg

COMPLETE CUPBOARDS FROM
£484.36

FULL HEIGHT CABINETS WITH 28 x SIZE 7 LINBINS

28 x Size 7 Linbins measuring H180mm x W210mm x D375mm each

- H1830mm x W915mm x D460mm

Code	Linbin Colours	No. Shelves	Each
VECPKABLK		6	£484.36
VECPKABL		6	£506.57
VECPKAGR		6	£506.57

Please see page 80 for empty cupboards



SHELF LOAD
65kg

COMPLETE CUPBOARDS FROM
£477.31

FULL HEIGHT CABINETS WITH 20 x SIZE 7 & 4 x SIZE 8 LINBINS

20 x Size 7 Linbins measuring H180mm x W210mm x D375mm each and 4 x Size 8 Linbins measuring H180mm x W420mm x D375mm each

- H1830mm x W915mm x D460mm

Code	Linbin Colours	No. Shelves	Each
VECPKBBLK		6	£477.31
VECPKBBLKBL		6	£499.53
VECPKBBL		6	£499.53
VECPKBBLYE		6	£499.53
VECPKBGR		6	£499.53



SHELF LOAD
65kg

COMPLETE CUPBOARDS FROM
£463.22

FULL HEIGHT CABINETS WITH 14 SIZE 8 LINBINS

14 x Size 8 Linbins measuring H180mm x W420mm x D375mm each

- H1830mm x W915mm x D460mm

Code	Linbin Colours	No. Shelves	Each
VECPKCBLK		6	£463.22
VECPKCBLYEBLK		6	£471.58
VECPKCBL		6	£484.90
VECPKCGR		6	£484.90

Please see page 80 for empty cupboards

TOOL CUPBOARDS, CABINETS & TRUNKS

Our extensive range of tool cupboards provides plenty of storage for different types and shapes of tools. Ideal for workshops and engineering environments.

ARMORGARD TUFFBANK is a tough, sturdy range of storage boxes which is built to a very high standard, boasting many anti-jemmy features. With a range of sizes to choose from TUFFSTOR is very popular for use inside vehicles. Castors can be fitted to make units mobile, which will increase the height by 250mm, phone for details.

Ideal storage for engineering & maintenance departments



SHELF LOAD
45kg

TOOL CUPBOARDS

Made for the heaviest uses with a reinforced base. 2000mm high cabinets are available on request.

- 1800H x 1000W x 500D mm
- Welded 18-20swg steel construction
- Fully adjustable shelves
- Drawers on precision-glide runners



Tool Panel



Louvre Panel

Code	Type	Each
VRTCAB1	4 x Adjustable Shelves	£471.93
VRTCAB2	2 x Adjustable Shelves - Half Rear Tool Panel	£552.01
VRTCAB3	2 x Adjustable Shelves - Half Rear Louvre Panel	£552.01
VRTCAB4	Half Rear Tool Panel - Half Rear Louvre Panel	£552.01
VRTCAB5	Full Rear Tool Panel	£563.61
VRTCAB6	Full Rear Louvre Panel	£556.87
VRTCAB7	3 x Adjustable Shelves - 4 x 95mm Deep Drawer	£869.76
VRTCAB8	2 x Adjustable Shelves - 4 x 95mm Deep Drawer - Half Louvre Panel	£906.70
VRTCAB10	8 x 95mm Deep Drawer - Half Rear Tool Panel	£1,210.69



VRTCAB8 - Containers not included

FROM ONLY
£471.93



VRTCAB1



VRTCAB2



VRTCAB3



VRTCAB4



VRTCAB5



VRTCAB6



VRTCAB7



VRTCAB10

CUPBOARD & CABINETS

High security van storage for tools and equipment



TUFFBANK

Built to a very high specification featuring the unique Internal Anti-jemmy System, which is guaranteed to baffie thieves. Extremely strong, sturdy and secure but also very cost effective, defeating thieves time and time again.

- Heavy duty construction with 3mm lid
- Ultra robust 5 Lever deadlocks with anti-drill plates on both sides and anti-cut rollers in deadbolt
- Strong Chubb style keys supplied

FROM ONLY
£327.73

Code	Type	Height	Width	Depth	Each
TB12	Truck Box	455mm	1275mm	510mm	£327.73
TB2	Site Box	665mm	1275mm	675mm	£477.55
TB21	Site Box	665mm	760mm	675mm	£393.27
TB3	Site Box	970mm	1275mm	675mm	£674.18
TB6	Truck Box	665mm	1970mm	675mm	£842.73
TB4	Site Chest	1275mm	1275mm	675mm	£964.45
TBC5	Site Chest	1275mm	1585mm	675mm	£1,189.18
TB1	Van Box	475mm	985mm	540mm	£224.73



FROM ONLY
£344.58

TUFFSTOR CABINET

Cabinet style security boxes with adjustable shelving. Designed to keep tools, equipment and fixings more organised and accessible. Also ideal for inside a vehicle where they occupy less floor space than traditional security boxes

- Heavy duty door with 5 lever deadlocks
- Fully adjustable shelves fitted on all sizes
- Fork lift skids on all sizes

Code	Height	Width	Depth	Each
TSC1	950mm	500mm	530mm	£344.58
TSC2	1250mm	800mm	580mm	£659.20
TSC3	1550mm	1200mm	580mm	£1,149.85

ENGINEER CABINETS

SECURITY & KEY CABINETS

If you're looking for a safe secure cabinet, chances are you have cash or valuables that you're looking to keep out of the hands of the opportunist thief. The cupboards below meet European Standards EN-14450 with a cash rating of £2k.



Safe storage of high value bulk items

KEY LOCKING SECURITY CABINETS

Ideal for storing large or bulky items. Available in 5 sizes for flexibility. Light Grey in colour (RAL7035).

- £2,000 cash rating (10x valuables)
- Independently tested and certified to EN 14450 S1 by VdS test house
- 3mm steel body with 3 way locking

Code	Height	Width	Depth	Each
VSFSC-050-KEY	430mm	446mm	364mm	£461.82
VSFSC-065-KEY	550mm	446mm	364mm	£493.49
VSFSC-110-KEY	790mm	496mm	364mm	£656.32
VSFSC-155-KEY	1150mm	496mm	364mm	£820.11
VSFSC-215-KEY	1510mm	496mm	364mm	£904.83

FROM ONLY
£461.82

INSTALLATION - SECURITY CABINETS

ZINSTSFSC050-215	£200.00
------------------	----------------

FIRE RESISTANT FILING CABINET

High quality cabinet offering 60 minutes protection from fire at 950°C. Designed for the safe keeping of paper files.

- 1406H x 528W x 675Dmm
- Adjustable hanging rails accept foolscap, A4 or and A5 hanging folders
- Independently tested in Sweden (SP60 test)
- Flush handles to prevent injury

Code	Each
VFCFF4DFCK	£1,473.82



Key cabinets are useful both in the workplace and at home. The Key Access Unit is ideal for sharing keys e.g. sheds, holiday homes, care-worker access and are installed in a discreet location.



Key control storage for home & business

BUDGET KEY CABINETS

This quality range of key cabinets offers a simple and affordable solution to your key storage requirements.

- Sturdy 1.5mm steel cabinets with tough powder coated light grey finish
- Fixed coloured and numbered hook bars with matching key tabs

Code	Height	Width	Depth	Each
VK020	255mm	180mm	80mm	£39.60
VK030	300mm	210mm	80mm	£47.60
VK048	350mm	300mm	80mm	£94.80
VK100	550mm	380mm	80mm	£148.40

FROM ONLY
£39.60



STANDARD KEY CABINETS

Loose keys are lost keys - Control them with a key management system.

- 1.5mm steel cabinet with flush closing rim to resist forced entry
- Adjustable colour coded and numbered hook bars allow the layout to be customised
- Ingenious key tabs are designed to hang so that the number is always visible

Code	Height	Width	Depth	Each
VKC020	260mm	185mm	80mm	£66.00
VKC030	305mm	215mm	80mm	£82.80
VKC048	355mm	300mm	80mm	£142.00
VKC100	550mm	380mm	80mm	£228.40

FROM ONLY
£66.00



KEY ACCESS UNIT

Suitable for a wide variety of applications including: Care Homes, home care worker access, domestic use spare key, afterschool access, neighbour access, hospitals and colleges, car park attendants & building sites, holiday homes and caravan parks.

- Solid Zinc body to resist against hammering or sawing
- Weather resistant and suitable for outdoor use
- 4-digit programmable combination offering 10,000 possible codes

Code	Height	Width	Depth	Each
V5415D	135mm	105mm	46mm	£50.17

ONLY
£50.17



Open fronted small parts storage and components containers.

See pages 104 - 107

NEW ESD Lintrays.
See page 108



Free standing static & mobile louvre panels with LINBINS.

See pages 112 - 114

NEW Range of containers, manufactured in black recycled plastic.
See page 121



Industrial containers in a wide range of sizes.

See pages 122 - 125



Euro container dollies and plastic pallets.
See pages 126 - 127



LINBINS

LINBIN Container Range	104
Economy Recycled Range	106
Anti-Bacterial Clear Range	106
Neon LINBIN Container Range	107
Lintrays	108

LOUVRE PANELS AND LINBINS

Wall Panels & Linbins	109
Louvre Panels and LINBINS	110
Mobile Louvre Panels and LINBINS	112
Static Louvre Panels and LINBINS	113
Louvre Panel Kits and LINBINS	114

SHELVING AND LINBINS

Stockrax Shelving with LINBINS	115
Wire Shelving with LINBINS	116

SMALL PARTS STORAGE

ESD Trays & Cabinets	117
Gratnells Small Parts Tray Storage	118

STORAGE CONTAINERS

Domestic & Light Industrial Containers	119
Euro Picking Containers	120
Recycled Plastic Containers	121
Euro Containers	122
Stack & Nest Containers	124
Attached Lid Containers	125

DOLLIES & PALLETS

Plastic Dollies	126
Plastic Pallets	127

LINBIN PLASTIC CONTAINERS

THE BRAND that stands for quality and value

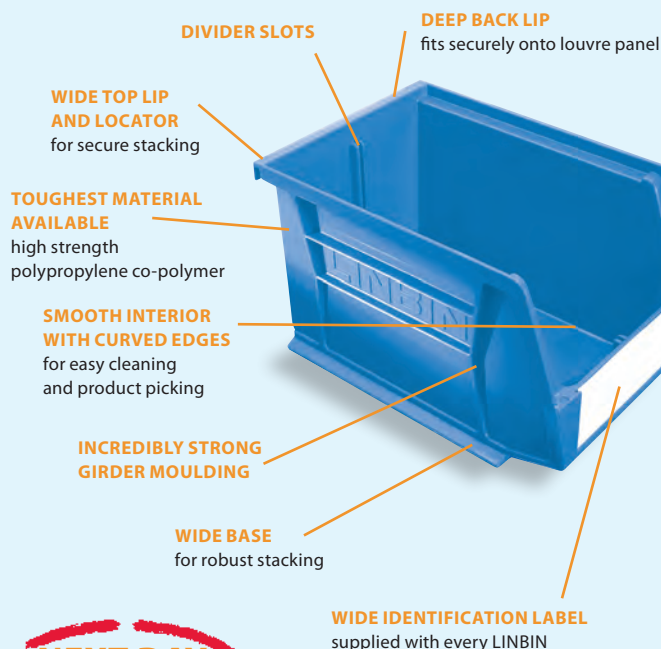
We are the manufacturers of the Original **LINBIN**, and they are produced by our technicians in Leicester, UK. If it says **LINBIN** on the side, then you're assured of quality.

We offer next day delivery on all **LINBINS**, in all colours and sizes and we are able to produce bespoke colours and additives for specialist use.

Our **LINBINS** are compatible with a wide range of storage systems to make the most of your space.

Did you know?

- There is a 100% recycled **LINBIN** range
- The **CLEAR LINBIN** now has an anti-bacterial additive as standard
- We have a new **NEON LINBINS** range ideal for homes and schools



*If in stock

LINBINS™


LINBINS Size Chart

Linbin Size	Height	Width	Depth	Load Capacity – Fixed To Louvre Panel	Load Capacity – Stacked	LBU
2	75mm	105mm	135mm	4.5kg	9kg	1
3	75mm	105mm	190mm	4.5kg	13.5kg	1
4	130mm	140mm	210mm	13.5kg	27kg	2
5	130mm	140mm	280mm	13.5kg	27kg	2
6	180mm	210mm	280mm	22.5kg	27kg	4
7	180mm	210mm	375mm	22.5kg	36kg	4
8	180mm	420mm	375mm	27kg	54kg	8
9	230mm	210mm	455mm	27kg	68kg	5
10	295mm	420mm	455mm	45kg	68kg	12



LINBIN Dividers

Dividers create even more picking space for multiple items while still using the same space.



Quantity Discounts



Code	For Linbin Size	Pack Qty	Each
VDKP2	2	20	£10.59
VDKP3	3	20	£12.58
VDKP4	4	20	£18.53
VDKP5	5	10	£12.45
VDKP6	6	10	£19.88
VDKP7	7	5	£11.06
VDKP8	8	5	£11.06
VDKP10	10	3	£15.98

- Available for all LINBINS with the exception of Size 9
- Size 8 and 10 take 3 dividers

FROM ONLY
53p EACH

Quantity Discounts

Call for
more info

FROM ONLY
97p EACH

**NEXT DAY
DELIVERY ON ALL
LINBINS**

*If in stock



THE ORIGINAL open fronted small parts storage and components bin. Available in standard grey and 4 primary colours for effective colour coding.

- Made from premium quality polypropylene
- Can be used as an all purpose plastic container
- Strong enough to stack: reinforced ribbing gives it strength and rigidity
- 9 sizes in 5 colours
- A full width lip gives increased strength and stability when used on a louvre panel
- Each box of bins comes complete with labels
- Dividers available separately to provide smaller picking spaces



STORAGE
CONTAINERS

Containers can be shelved, stacked or hung onto louvred panels

LINBINS™



COLOURED LINBINS

FROM ONLY
£1.04 EACH

Code	Code	Size	Height	Width	Depth	Pack Qty	Each
VPK02--	VPK02--	2	75mm	105mm	135mm	20	£20.97
VPK03--	VPK03--	3	75mm	105mm	190mm	20	£27.16
VPK04--	VPK04--	4	130mm	140mm	210mm	10	£27.45
VPK05--	VPK05--	5	130mm	140mm	280mm	10	£38.78
VPK06--	VPK06--	6	180mm	210mm	280mm	10	£63.21
VPK07--	VPK07--	7	180mm	210mm	375mm	10	£65.05
VPK08--	VPK08--	8	180mm	420mm	375mm	5	£53.79
VPK09--	VPK09--	9	230mm	210mm	455mm	5	£66.54
VPK10--	VPK10--	10	295mm	420mm	455mm	3	£55.84

BL RD YE GN GR

Please add suffix when ordering: Red (RD), Blue (BL), Green (GN), Yellow (YE) or Grey (GR)

ECONOMY RECYCLED LINBINS

Our MOST ECONOMICAL small parts bin


Our black recycled LINBINS are made of 100% recycled material. Quality is not compromised and you can expect the same functionality from this economical range, used individually, stacked, hung from louvre panels, on shelving, or in any cupboard.

Environmentally friendly small parts storage containers

Quantity Discounts



Code	Size	Height	Width	Depth	Pack Qty	LBU	Each
VPK02BLK	2	75mm	105mm	135mm	20	1	£17.72
VPK03BLK	3	75mm	105mm	190mm	20	1	£21.54
VPK04BLK	4	130mm	140mm	210mm	10	2	£22.20
VPK05BLK	5	130mm	140mm	280mm	10	2	£31.71
VPK06BLK	6	180mm	210mm	280mm	10	4	£46.13
VPK07BLK	7	180mm	210mm	375mm	10	4	£51.78
VPK08BLK	8	180mm	420mm	375mm	5	8	£40.86
VPK09BLK	9	230mm	210mm	455mm	5	5	£54.25
VPK10BLK	10	295mm	420mm	455mm	3	12	£44.28



- Manufactured from recycled tough polypropylene for long life
- Stacking bins with reinforced ribs to avoid distortion or weakness
- The full width lip can be hung from louvre panels
- Labels supplied at no extra charge
- Trolleys, freestanding panels, wall mounted panels, cabinet and shelf kits are all available as part of the LINBIN range

LINBINS

ANTI-BACTERIAL CLEAR LINBINS

Our antibacterial clear LINBINS are designed for specialist use in hygiene sensitive zones. The antibacterial additive minimises the spread of germs and diseases.

Made from the same quality materials and with the same capacities as our classic LINBINS, you are assured of a tough, durable storage solution.

- A favourite in schools, hospitals, and surgeries
- Also popular with mobile health units and ambulances
- Often used in kitchens and areas where food is present
- Often sold with shelving and cupboards, which also has been coated with antibacterial additive

PERFECT FOR:

- ✓ HOSPITALS
- ✓ DENTISTS
- ✓ AMBULANCE UNITS
- ✓ MOBILE MEDICAL CENTRES
- ✓ SMALL STOCK ROOMS



Code	Size	Height	Width	Depth	Pack Qty	LBU	Each
VPK02CLH	2	75mm	105mm	135mm	20	1	£26.53
VPK04CLH	4	130mm	140mm	210mm	10	2	£35.35
VPK06CLH	6	180mm	210mm	280mm	10	4	£85.06
VPK08CLH	8	180mm	420mm	375mm	5	8	£74.18

Ideal for environments where hygiene is paramount



NEON RANGE LINBINS

Contemporary BRIGHT COLOURS for the home, school or funky office!

- Available in 5 Neon colours
- Currently available in 4 popular sizes
- Still can be purchased with louvre panels, shelving and cupboards
- Labels supplied at no extra charge

FULL RANGE OF
**LOUVRE
PANELS**
SEE PAGES 109 - 110



The new **NEON** range brings a modern look **LINBIN** for home, school and office. Also great for front of house retail or any branded area. Incorporating the quality you would expect from the **LINBIN** brand.



NEON LINBINS

Code	Size	Height	Width	Depth	Pack Qty	LBU	Each
VPK05--	5	130mm	140mm	280mm	10	2	£38.78
VPK06--	6	180mm	210mm	280mm	10	4	£63.21
VPK07--	7	180mm	210mm	375mm	10	4	£65.05
VPK08--	8	180mm	420mm	375mm	5	8	£53.79



Please add a suffix in place of dashes for colour when ordering.
Note: packs are in quantities stated – one colour per pack.

LINBINS™

STORAGE
CONTAINERS

Shelving Projects - from initial design to completion

Delivering innovative storage solutions, small or large, across every environment.

From logistics to retail, distribution centres to high street, hospitals to schools and commercial offices to industrial premises and everything in between, we deliver projects to private and public sector customers throughout the UK.

Our experience in the design, manufacture and installation of storage products caters for any storage requirement whether large or small, including mobile, mezzanine and multi-tier applications.

Our experienced storage system designers follow SEMA guidelines to ensure safe and fit for purpose storage solutions that cater for our customers' needs.

Need a site Survey?




Call to
arrange



STANDARD & ESD LINTRAY STORAGE

Frame & tray storage system ideal of education




LINTRAYS are particularly designed for shelving cabinets and storage systems. This product is popular in the electronic and automotive industries. The LINTRAY comes with features that ensures greater productivity, with quick stock access and improved work safety.

- End stops fit to the back of the trays and keep the tray at the optimum angle for picking
- Index cards at the back of the trays, as well as the front, to make stock picking quick and accurate
- 500mm trays can be divided, to provide up to 9 individual compartments
- Each pack of LINTRAYS comes with 40 labels

LINBINS

LINTRAYS



Height	Width	Depth	Pack Qty	Code	Each
80mm	94mm	400mm	20	VT0PK1	£64.60
80mm	188mm	400mm	10	VT0PK2	£47.19
115mm	188mm	400mm	10	VT0PK3	£67.03
80mm	94mm	500mm	20	VT0PK4	£72.69
80mm	188mm	500mm	10	VT0PK5	£51.64
115mm	188mm	500mm	10	VT0PK6	£69.81

ESD LINTRAYS



Height	Width	Depth	Pack Qty	Code	Each
80mm	94mm	400mm	20	ET0PK1	£115.55
80mm	188mm	400mm	10	ET0PK2	£86.32
115mm	188mm	400mm	10	ET0PK3	£133.41
80mm	94mm	500mm	20	ET0PK4	£134.07
80mm	188mm	500mm	10	ET0PK5	£96.17
115mm	188mm	500mm	10	ET0PK6	£140.21

LINTRAY DIVIDERS

Dividers designed to fit LINTRAYS for further segmenting.

- 400mm deep trays have provision for 6 dividers, giving up to 7 separate storage compartments
- 500mm trays can be divided, to provide up to 9 individual compartments.

Code	To Fit Lintray	Pack Qty	Each
VTPART1	VT0PK1 / VT0PK4	20	£7.68
VTPART2	VT0PK2 / VT0PK5	10	£5.90
VTPART3	VT0PK3 / VT0PK6	10	£7.37



ESD LINTRAY DIVIDERS

Dividers designed to fit ESD LINTRAYS for further segmenting.

Code	To Fit Lintray	Pack Qty	Each
ETPART1	ET0PK1 / ET0PK4	20	£11.32
ETPART2	ET0PK2 / ET0PK5	10	£9.08
ETPART3	ET0PK3 / ET0PK6	10	£10.43

LINTRAY END STOPS

The end stops of the LINTRAYS, hold the tray at a convenient angle for order picking. Wire end stops, prevent the tray moving beyond the shelf edge.

Code	To Fit Lintray	Pack Qty	Each
VESW2	VT0PK2 / VT0PK3 / VT0PK5 / VT0PK6	10	£20.67
VESW1	VT0PK1 / VT0PK4	20	£41.33



Other ESD storage



ESD Cabinets

Page 117

LINBIN & LOUVRE PANEL KITS









Make the most of your wall space. Design an ergonomic solution. Wall mounted louvre panels provide a valuable and versatile storage unit for the home and the workplace. Panels are made from pressed steel and finished in grey epoxy powder coating as standard.

- Available in three sizes: Small (450mm), Medium (900mm), Large (1400mm)
- Bins available in Blue, Red, Grey and Black


Make the most of your available wall space - putting your small parts tidily where you need them











SMALL

Code	No. of Linbins	In Sizes	Colour	Height	Width	Each
VWPKA--	16	2	   	450mm	500mm	£34.57
VWPKB--	16	3	   	450mm	500mm	£40.34

Please add suffix when ordering: Red (RD), Blue (BL), Black (BLK) or Grey (GR)



MEDIUM

Code	No. of Linbins	In Sizes	Colour	Height	Width	Each
VWPKC--	25	4, 2	   	900mm	500mm	£70.49
VWPKD--	25	5, 3	   	900mm	500mm	£87.46

Please add suffix when ordering: Blue (BL), Black (BLK), Grey (GR) or Red-Blue (COL)

LARGE

Code	No. of Linbins	In Sizes	Colour	Height	Width	Each
VWPKE--	27	4, 5	   	1400mm	500mm	£124.16

Please add suffix when ordering: Blue (BL), Black (BLK), Grey (GR) or Red-Blue (COL)



LOUVRE PANELS & LINBIN STORAGE SOLUTION

What you need to know

- Each LINBIN size will require a certain amount of space on a louvre panel. This is called the LINBIN Unit (LBU).
- The number of LINBINS each panel can accommodate is called the LINBIN Unit Capacity (LBUC).
- Adding together the LINBIN Unit values, should match the LINBIN Unit Capacity, to utilise the full space available.


Example

On a louvre panel with a LBUC of 16 (Code: VLP1) you can fit:

8 Size 2 or Size 3 LINBINS as they have an LBU of 1 = 8 LBU

2 Size 6 LINBINS as they have an LBU of 4 = 8 LBU

Example: VLP 1 Panel = total 16 LBUC:



LINBINS™

Wall mounted louvre panels provide a valuable and versatile storage unit.

Fixing holes are positioned so they can be interlinked, for a continuous run. They are often used for bench ends, sides of desks and even backs of doors.


- Made from pressed steel for durability
- Epoxy powder coated paint gives a smart appearance
- Suitable for walls, desks, workbenches and doors

See our
**LOUVRE
PANEL KITS**
that come with a
selection of LINBINS
for a complete small
parts storage
solution
Page 109



LOUVRE PANELS & LINBINS

1 Choose your louvre panel



COLOURED WALL LOUVRE PANELS

Wall Mounted Louvre Panels provide a valuable and versatile storage unit. Made from pressed steel and finished in either grey or blue epoxy powder coating, they give a durable and smart appearance. Fixing holes are positioned, so they can be interlinked for a continuous run. They are often used for bench ends, sides of desks and even backs of doors.

- Available in Four Sizes in grey or blue
- Made from pressed steel for durability
- Epoxy Powder Coated Paint gives a smart appearance

Code	LBU	Height	Width	Pack Qty	Each
VLP1--	16	450mm	500mm	1	£15.79
VLP2--	32	900mm	500mm	1	£22.88
VLP3--	52	1400mm	500mm	1	£28.33
VLP4--*	68	1800mm	500mm	1	£45.22

BL GR

Please add suffix when ordering: Blue (BL) or Grey (GR)

* Made up of 2 x 900 x 500mm panels

STANDARD STEEL LOUVRE PANELS

Code	LBU* ^C	Height	Width	Pack Qty	Each
2LP0018X2	18	457mm	228mm	2	£16.37
2LP0036X2	36	914mm	228mm	2	£21.93
2LP0066X2	66	1676mm	228mm	2	£36.71
3LP0018X2	27	457mm	332mm	2	£22.92
3LP0036X2	54	914mm	332mm	2	£24.97
3LP0066X2	99	1676mm	332mm	2	£53.60
4LP0018X2	36	457mm	436mm	2	£21.84
4LP0036X2	72	914mm	436mm	2	£37.65
4LP0066X2	132	1676mm	436mm	2	£84.63

GR

2 Choose LINBINS for your storage



Code	*LBU	SIZE	Height	Width	Depth	Pack Qty	Max load on the panel (Kg)
VPK02	1	2	75mm	105mm	135mm	20	4.5
VPK03	1	3	75mm	105mm	190mm	20	4.5
VPK04	2	4	130mm	140mm	210mm	10	13.5
VPK05	2	5	130mm	140mm	280mm	10	13.5
VPK06	4	6	180mm	210mm	280mm	10	22.5
VPK07	4	7	180mm	210mm	375mm	10	22.5
VPK08	8	8	180mm	420mm	375mm	5	27
VPK09	5	9	230mm	210mm	455mm	5	27
VPK10	12	10	295mm	420mm	455mm	3	45.5

* LINBIN Unit Capacity

HANGERS

Also known as Spigots

- Hang products that don't fit easily on a shelf
- The ideal solution to hanging awkward shaped products or items on a louvre panel
- Use with LINBINS for hanging products like scissors and small tools on a louvre panel



Welded spigots with 16swg plate and (16mm) square tube or (12.7mm) dia. round tube. Zinc plated.



Code	Length	Capacity	Type	Each
WLS4	300mm	9kg	12.7mm diameter	£2.67
WLS3	150mm	3kg	12.7mm diameter	£2.29
WLS2	300mm	10kg	16mm square	£3.61
WLS1	150mm	5kg	16mm square	£2.28

SMALL PARTS STORAGE

MOBILE LOUVRE PANEL UNITS

Easy to use for

- Moving stock to and from production lines
- Mobile picking areas
- Additional capacity alongside a workbench
- Temporary storage locations

Essential product details

- Freestanding for ease and flexibility of use
- Strong and durable all steel panel and base
- Epoxy powder coated finished with grey panels and blue stands
- Comes with 2 braked castors as standard
- Available as a double sided unit
- Different number of LINBIN combinations of size and colour

Move and position small parts and components.
Ideal for workshops and garages

A heavy duty framed trolley completed with 2 braked rubber castors as standard.



FROM ONLY
£416.87

STORAGE
CONTAINERS



LOUVRE PANEL TROLLEY WITH 72 LINBINS

Code	Height	Width	Depth	Number of Linbins	Linbin Sizes	Bin Colours	Each
VTRPKABLK	1100mm	1060mm	675mm	72	2, 3, 4, 8	Black	£568.18
VTRPKABL	1100mm	1060mm	675mm	72	2, 3, 4, 8	Blue	£595.65
VTRPKACOL	1100mm	1060mm	675mm	72	2, 3, 4, 8	Red	£595.65
VTRPKAGR	1100mm	1060mm	675mm	72	2, 3, 4, 8	Grey	£595.65

FROM ONLY
£568.18



FROM ONLY
£502.94



LOUVRE PANEL TROLLEY WITH 80 LINBINS

Code	Height	Width	Depth	Number of Linbins	Linbin Sizes	Bin Colours	Each
VTRPKBBLK	1100mm	1060mm	675mm	80	2, 4	Black	£502.94
VTRPKBBL	1100mm	1060mm	675mm	80	2, 4	Blue	£516.67
VTRPKBCOL	1100mm	1060mm	675mm	80	2, 4	Red	£516.67
VTRPKBGR	1100mm	1060mm	675mm	80	2, 4	Grey	£516.67



EMPTY TROLLEYS

Code	Height	Width	Depth	LBUC	Panel Size	Each
VTRP1000	1100mm	1060mm	675mm	136	Panel Size H900mm x W1012mm	£416.87
VTRP1400	1600mm	1560mm	675mm	344	Panel Size H1400mm x W1512mm	£497.52

STATIC LOUVRE PANEL UNITS

Free standing louvre panels are available in single or double sided units. An initial unit can be extended by simply bolting on an additional 'add bay' panel.

- LINBINS of varying sizes and colours can be added
- Freestanding for ease of use
- Strong and durable, with grey epoxy powder coated paint
- Fixing holes means they can be quickly and easily interlinked for a continuous run
- Grey louvre panel and blue feet



Quantity Discounts

Call for more info

Louvre panels improve the tidiness of the work area, by storing items neatly and securely



VSTRPKABL



VSTRPKABLK



VSTRPKACOL



VSTRPKAGR

STORAGE
CONTAINERS



FREE STANDING LOUVRE PANELS WITH LINBINS

ONLY
£344.45

Code	Height	Width	Depth	Number of Linbins	Linbin Sizes	Panel Size	Bin Colours	Each
VSTRPKABLK	1900mm	1095mm	540mm	40	2, 5, 6, 8	Panel Size H1797mm x W1012mm		£344.45
VSTRPKABL	1900mm	1095mm	540mm	40	2, 5, 6, 8	Panel Size H1797mm x W1012mm		£367.34
VSTRPKACOL	1900mm	1095mm	540mm	40	2, 5, 6, 8	Panel Size H1797mm x W1012mm		£367.34
VSTRPKAGR	1900mm	1095mm	540mm	40	2, 5, 6, 8	Panel Size H1797mm x W1012mm		£367.34

Build your own

STARTER PANELS

Code	Type	Height	Width	Depth	LBUC	Panel Size	Each
VSSR1410I	Single	1500mm	1095mm	540mm	135	Panel Size H1397mm x W1012mm	£227.23
VSSR1810I	Single	1900mm	1095mm	540mm	153	Panel Size H1797mm x W1012mm	£242.49
VDSR1410I	Double	1500mm	1095mm	770mm	270	Panel Size H1397mm x W1012mm	£293.08
VDSR1810I	Double	1900mm	1095mm	770mm	306	Panel Size H1797mm x W1012mm	£318.21

ADD-ON PANELS

Code	Type	Height	Width	Depth	LBUC	Panel Size	Each
VSSR1410A	Single	1500mm	1020mm	540mm	135	Panel Size H1397mm x W1012mm	£173.28
VSSR1810A	Single	1900mm	1020mm	540mm	153	Panel Size H1797mm x W1012mm	£188.54
VDSR1410A	Double	1500mm	1020mm	770mm	270	Panel Size H1397mm x W1012mm	£223.86
VDSR1810A	Double	1900mm	1020mm	770mm	306	Panel Size H1797mm x W1012mm	£248.49

SMALL PARTS STORAGE

LOUVRE PANEL KITS

Range of free standing and mobile louvre panel kits, available with or without Linbin containers, suitable for use in workshops, garages and warehouses.

Makes the storage of small parts easier and more accessible. Open front Linbin plastic containers fit on the louvre panels, offering secure storage of items.



LARGE FREESTANDING SINGLE SIDED LOUVRE PANEL WITH LINBINS



LARGE FREE STANDING DOUBLE SIDED LOUVRE PANEL

LARGE FREESTANDING PANEL WITH LINBINS

Freestanding louvre panel complete with Linbins

- Single or double sided units
- Units are 1838H mm in a choice of 2 widths
- Panel size 1789H x 436 or 852W mm

Code	Width	Depth	Type	Number of Linbins	Bin Sizes	Bin Colours	Each
FSRS1GXGUBL	457mm	365mm	Single sided	24	2, 6, 7, 8	Blue	£238.47
FSRS1GXGUBLK	457mm	365mm	Single sided	24	2, 6, 7, 8	Grey	£209.19
FSRD1GXGUBL	457mm	675mm	Double sided	48	2, 6, 7, 8	Blue	£360.28
FSRD1GXGUBLK	457mm	675mm	Double sided	48	2, 6, 7, 8	Grey	£318.39
FSRS2GXGUBL	871mm	365mm	Single sided	48	2, 6, 7, 8	Blue	£330.91
FSRS2GXGUBLK	871mm	365mm	Single sided	48	2, 6, 7, 8	Grey	£289.02
FSRD2GXGUBL	871mm	675mm	Double sided	96	2, 6, 7, 8	Blue	£530.68
FSRD2GXGUBLK	871mm	675mm	Double sided	96	2, 6, 7, 8	Grey	£459.51

LARGE EMPTY FREESTANDING PANEL

Single or double sided freestanding louvre panel

Code	Width	Depth	Type	Panel Size	LBUC	Each
FSRS3GXGU	457mm	365mm	Single sided	1789H x 436W mm	140	£194.63
FSRD3GXGU	457mm	675mm	Double sided	1789H x 852W mm	280	£288.99
FSRS4GXGU	871mm	365mm	Single sided	1789H x 436W mm	280	£258.81
FSRD4GXGU	871mm	675mm	Double sided	1789H x 852W mm	560	£406.87



BENCH LOUVRE PANELS

A free standing unit supporting a Louvre Panel for use on benches or tables.

- Linbins not included

Code	Height	Width	Depth	LBUC	Each
BU1GU	457mm	457mm	210mm	36	£30.36

Store screws, springs, nuts and bolts to small tools and components easily



EMPTY MOBILE TROLLEY



MOBILE TROLLEY KIT WITH LINBINS



MOBILE TROLLEYS WITH LINBINS

Freestanding louvre panel complete with Linbins

- Units are 1080H x 675D mm with a choice of 2 widths
- 125mm diameter castors

Code	Width	Number of Linbins	Linbin Sizes	Bin Colours	Each
FT1GXGUBL	457mm	24	2, 6, 8	Blue	£368.07
FT1GXGUBLK	457mm	24	2, 6, 8	Grey	£348.56
FT2GXGUBL	871mm	48	2, 6, 8	Blue	£446.48
FT2GXGUBLK	871mm	48	2, 6, 8	Grey	£415.07

EMPTY MOBILE TROLLEYS

Double sided mobile trolleys

Code	Height	Width	Depth	Panel Size	LBUC	Each
FT1GXGU	1080mm	457mm	675mm	914H x 436W mm	136	£289.30
FT2GXGU	1080mm	871mm	675mm	914H x 820W mm	272	£318.45



MEDIUM FREE STANDING SINGLE SIDED LOUVRE PANEL KIT WITH LINBINS



MEDIUM FREE STANDING DOUBLE SIDED LOUVRE PANEL



MEDIUM FREESTANDING PANEL WITH LINBINS

Freestanding louvre panel complete with Linbins

- Single or double sided units
- Units are 924H mm in a choice of 2 widths
- Panel size 874H x 436 or 852W mm

Code	Width	Depth	Type	Number of Linbins	Bin Size	Bin Colours	Each
FSRS1GXGUBL	457mm	365mm	Single sided	19	2, 7, 8	Blue	£208.96
FSRS1GXGUBLK	457mm	365mm	Single sided	19	2, 7, 8	Grey	£187.30
FSRD1GXGUBL	457mm	675mm	Double sided	38	2, 7, 8	Blue	£292.94
FSRD1GXGUBLK	457mm	675mm	Double sided	38	2, 7, 8	Grey	£268.42
FSRS2GXGUBL	871mm	365mm	Single sided	38	2, 7, 8	Blue	£263.57
FSRS2GXGUBLK	871mm	365mm	Single sided	38	2, 7, 8	Grey	£239.05
FSRD2GXGUBL	871mm	675mm	Double sided	76	2, 7, 8	Blue	£387.65
FSRD2GXGUBLK	871mm	675mm	Double sided	76	2, 7, 8	Grey	£357.42

MEDIUM EMPTY FREESTANDING PANEL

Single or double sided freestanding louvre panel

Code	Width	Depth	Type	Panel Size	LBUC	Each
FSRS1GXGU	457mm	365mm	Single sided	874H x 436W mm	68	£121.86
FSRD1GXGU	457mm	675mm	Double sided	874H x 436W mm	136	£185.37
FSRS2GXGU	871mm	365mm	Single sided	874H x 852W mm	136	£156.00
FSRD2GXGU	871mm	675mm	Double sided	874H x 852W mm	272	£239.16

ECONOMY RECYCLED LINBINS

Quick and easy to install for small item storage

A boltless shelving system that is easily built by tapping together with a mallet. This cost effective shelving solution comes complete with recycled **LINBINS**. It is ideal for storerooms, offices, retail areas, garages and in schools.

Key Details

- 15mm chipboard shelves
- 150kg UDL per shelf (uniformly distributed load)
- Comes with Size 5 LINBINS (H130mm x W140mm x D280mm)



RECYCLED LINBIN

ECONOMY
RECYCLED
LINBINS
SEE PAGE 106



36 LINBINS



72 LINBINS

STOCKRAX STANDARD DUTY SHELVING & LINBINS

Code	Height	Width	Depth	No. of Linbins	Each
VBLK1BLK	1980mm	900mm	300mm	72	£315.38
VBLK2BLK	915mm	900mm	300mm	36	£165.31



STORAGE
CONTAINERS

INDUSTRIAL SHELVING AND LINBINS

STANDARD DUTY SHELVING AND LINBINS

Our Standard Duty adjustable shelving is built and designed in our factories in the UK. Easy to build boltless assembly with Grey Industrial Linbins - simply tapped together with a mallet. It's strong too; each shelf can take up to 360kg UDL (uniformly distributed load). Open all sides gives unrestricted access.

Key Details

- 18mm FSC certified chipboard shelves for additional strength
- Steel feet for floor fixing and protection
- Up to 360kg UDL per shelf (uniformly distributed load)
- Comes with Size 7 LINBINS (H180mm x W210mm x D375mm)



40 LINBINS



50 LINBINS



70 LINBINS

LINBINS™



GREY INDUSTRIAL LINBIN

STOCKRAX STANDARD DUTY SHELVING & LINBINS

Code	Height	Width	Depth	No. of Linbins	Each
VSLK1GR	1980mm	900mm	450mm	40	£459.33
VSLK2GR	1980mm	1200mm	450mm	50	£493.78
VSLK3GR	1980mm	1500mm	450mm	70	£581.21



WIRE SHELVING AND LINBINS

COMPLETE KITS

CHROME WIRE SHELVING UNIT COMPLETE WITH LINBINS

Easy to assemble smart wire shelving, with coloured LINBINS for small parts storage. Different colour LINBINS are also available. This type of shelving has become very popular in food areas of restaurants and hotels, for the home in the kitchen and utility room. As well as being used in hospitals, stockrooms, front and back of house in retail.

Key Details

- Wire Shelving Kit complete with LINBINS
- Easy to assemble boltless chrome shelving
- H1625mm x W915mm x D355mm
- LINBIN colour variations available



MORE KITS AVAILABLE



Available with sloping shelves

Range available to suit larger items



Add castors for mobile storage solutions



WIRE SHELVING WITH 8 x SIZE 7 & 4 x SIZE 8 LINBINS

Order Code	No. of Linbins	In Sizes	Colour	Price
VCLK1BL	12	7, 8	Blue	£226.00
VCLK1BLK	12	7, 8	Black	£208.84
VCLK1COLA	12	7, 8	Black/Yellow	£217.42
VCLK1COLB	12	7, 8	Blue/Yellow	£226.00
VCLK1GR	12	7, 8	Grey	£226.00



WIRE SHELVING WITH 16 x SIZE 7 LINBINS

Order Code	No. of Linbins	In Sizes	Colour	Price
VCLK2BL	16	7	Blue	£234.59
VCLK2BLK	16	7	Black	£217.42
VCLK2COL	16	7	Black/Yellow	£226.00
VCLK2GR	16	7	Grey	£234.59



WIRE SHELVING WITH 8 x SIZE 8 LINBINS

Order Code	No. of Linbins	In Sizes	Colour	Price
VCLK3BL	8	8	Blue	£217.42
VCLK3BLK	8	8	Black	£200.82
VCLK3COL	8	8	Black/Yellow	£209.42
VCLK3GR	8	8	Grey	£217.42

Workplace equipment




Tool Cabinets

Page 134



Sack Trucks

Page 145



Anti-fatigue matting

Pages 158 - 159

ESD PROTECTED SMALL PARTS STORAGE

While we move and work, we continuously generate static electricity. If we touch a conductive object while being electrically charged, we cause the charge to be discharged into the object, creating an "electric shock". This phenomenon is known as an ESD (Electro Static Discharge). If this is discharged into component boards or device connectors, it can cause damage and reduced product reliability. Maintaining an unbroken protective ESD protective chain, is essential to product quality, so ESD protected small parts storage is vital.

For safely transporting or storing electronic components that are prone to damage caused by electrostatic discharge (ESD)

Quantity Discounts

Call for more info



ESD STORAGE TRAYS

Safeguard your components and products from harmful ESD related problems, with these useful small parts containers & cabinets

- Suitable for all standard shelves with a depth of 300-600mm
- The corrugated base eases picking small items
- Bins stack securely

Code	Height	Width	Depth	Quantity	Each
V3010-4ESD	82mm	92mm	300mm	30	£195.00
V4010-4ESD	82mm	92mm	400mm	30	£216.00
V5010-4ESD	82mm	92mm	500mm	30	£282.00
V3020-4ESD	82mm	186mm	300mm	15	£135.00
V4020-4ESD	82mm	186mm	400mm	15	£150.00
V5020-4ESD	82mm	186mm	500mm	15	£192.00
V6020-4ESD	82mm	186mm	600mm	15	£220.50
V4015-4ESD	100mm	132mm	400mm	20	£196.00
V5015-4ESD	100mm	132mm	500mm	20	£240.00
V6015-4ESD	100mm	132mm	600mm	15	£213.00



ESD STACKING BINS

Stacking bins can be used on louvre panel and rail systems

- Their open front design gives great access to items
- Corrugated base eases the picking of the smallest items

Code	Height	Width	Depth	Quantity	Each
V1015-4ESD	75mm	105mm	165mm	60	£177.60
V1520-4ESD	105mm	149mm	192mm	45	£288.00
V1525-4ESD	130mm	149mm	250mm	30	£273.00
V1930-4ESD	156mm	186mm	300mm	24	£420.00
V1940-4ESD	156mm	186mm	400mm	24	£511.20
V1950-4ESD	182mm	186mm	510mm	12	£423.60
V3050-4ESD	182mm	310mm	500mm	12	£312.80

ESD TRAY DIVIDERS

Cross dividers to fit all ESD Storage Trays

- Made from semi-conductive polypropylene
- Tray dividers come in packs of 10

Code	Type	Each
VD-10-4ESD	For use with V3010-4ESD / V4010-4ESD & V5010-4ESD	£63.00
VD-15-4ESD	For use with V4015-4ESD / V5015-4ESD & V6015-4ESD	£97.00
VD-20-4ESD	For use with V3020-4ESD / V4020-4ESD / V5020-4ESD & V6020-4ESD	£121.00



ESD CABINETS

These cabinets combine a stylish design, with practical accessories to provide a flexible and efficient ESD protected small parts storage

- Can be wall hung or mounted on turntables or worktops
- All ESD cabinets have dimensions of W310mm x D180mm

Code	Type	Height	Each
V294-4ESD	12 Drawers	290mm	£73.00
V291-4ESD	24 Drawers	290mm	£81.00
V554-4ESD	24 Drawers	550mm	£108.00
V551-4ESD	48 Drawers	550mm	£126.00



STORAGE
CONTAINERS

FROM ONLY
£73.00

SMALL PARTS STORAGE

GRATNELLS SMALL PARTS STORAGE

Gratnells is a brand associated with quality and known for supplying the education market place. However, its versatile product can be used in many more situations.

Their famous trays teamed up with frames and trolleys, provide flexible solutions for moving and storing equipment. Used by the medical profession and in laboratories. They ensure practical, safe and durable storage at all times.

GRATNELLS TRAYS

Designed for every storage need, and offers practicality, reliability and durability. These storage trays have many uses including in offices, garages, schools and around the home.

- Designed to cope with heavy use, year after year
- Clear lids and trays allows easy stock identification
- All trays have a five year guarantee

Code	Type	Height	Width	Depth	Pack Quantity	Each
F1--	Shallow Tray	75mm	312mm	427mm	6	£18.99
F2--	Deep Tray	150mm	312mm	427mm	6	£17.99
F25--	Extra Deep Tray	225mm	312mm	430mm	6	£18.99
F3--	Jumbo Tray	300mm	312mm	430mm	6	£29.99

BK CL RB S KJ

Please add suffix BK, CL, RB, KJ or SL in place of dashes for colour when ordering.
Note: SL (Silver) is only available in F1 - Shallow and F2 - Deep trays.



STORAGE CONTAINERS

GRATNELLS TROLLEYS & TRAY SETS

Our adjustable trolleys are the flexible answer for moving equipment around any environment. Simply slide any four heights of trays into the trolleys and you are ready to go safely and efficiently.

- The best choice for organising prep rooms and workshops
- Market leading steel framed trolley tray storage units
- Complete mobile storage units

Code	Type	Height	Width	Depth	Each
1025S--	6 Shallow Silver Trays	850mm	370mm	420mm	£155.99
2025R--	10 Shallow Silver Trays	725mm	710mm	420mm	£124.71

BK SL KJ

Please add suffix BK, SL or KJ in place of dashes for colour when ordering

FROM ONLY
£124.71



**Frame & tray storage system, ideal for educational facilities.
Ideal for science, technology, engineering and
mathematics subjects**

GRATNELLS FRAMES & TRAY SETS

Our steel frame kits hold different depths of strong sturdy trays ensuring safe handling of laboratory material and equipment. Using our standard runner and tray system a wide range of storage combinations can be created.

- Totally integrated system - ensures practical, safe and durable storage at all times
- Square steel tube frame with slots at 25mm intervals for fully adjustable system
- Steel frame with hardwearing epoxy coating, and polypropylene trays

Code	Type	Height	Width	Depth	Each
3325NTM--	18 Shallow Trays	725mm	1055mm	420mm	£279.99
2625GBK	18 Shallow and 2 Deep Black Trays	1850mm	710mm	420mm	£419.99
3625ABK	18 Shallow and 9 Deep Black Trays	1850mm	1055mm	420mm	£514.99
3625BBK	18 Shallow, 3 Deep and 3 Jumbo Black Trays	1850mm	1055mm	420mm	£504.99
2625F1SETBK	34 Shallow Black Trays	1850mm	710mm	420mm	£439.99
3625F1SETBK	51 Shallow Black Trays	1850mm	1055mm	420mm	£579.99

BK CL KJ

To specify tray colour insert BK, CL or KJ into the product code where dashes are shown.
Please note: 3325NTM steel frame is without metal top set.

FROM ONLY
£279.99



EVERYDAY CONTAINERS



ONLY
£87.20



COLOURED ATTACHED LID CONTAINERS

55 Litre Coloured Attached Lid Containers. These popular containers can both stack and nest when empty, saving valuable storage space when not in use. The Euro 600 x 400mm footprint dimensions mean these containers can fit uniformly on to Euro or UK standard pallets.

- Available in 6 colours, ideal for colour coding. Clear plastic containers allow for easy identification of contents
- Made from virgin, food grade polypropylene
- Stacks and nests, saving valuable storage space when empty

Code	Capacity	Height	Width	Depth	Quantity	Each
PLAS55LE-	55 Litres	306mm	400mm	600mm	5	£87.20

B R O G Y P C

Please add one letter suffix in place of dash for colour when ordering

Plastic storage boxes offer an easy way to store a whole variety of products and equipment



ONLY
£29.99

COLOURED STORAGE CONTAINERS

Designed for convenience and functionality. Containers are made from coloured plastic.

- Multiple Colour Options Available
- No lid
- The storage box will nest when not in use and stack with lids on

Code	Capacity	Height	Width	Depth	Quantity	Each
WM30P10--	30L	255mm	350mm	455mm	10	£29.99

BL GN RD YE

Please add two letter suffix in place of dashes for colour when ordering



FROM ONLY
£18.99

GRATNELLS BOXES WITH LIDS

Designed for every storage need, and offers practicality, reliability and durability. Trays available in four heights in packs of 6 including lids. These storage trays have many uses, including in offices, garage's, schools and the home.

- Designed to cope with heavy use year after year
- Clear lids and trays allows easy stock identification
- All trays have a five year manufacturer guarantee

Code	Type	Height	Width	Depth	Quantity	Each
F1KITCL	Shallow Tray	75mm	312mm	427mm	6	£18.99
F2KITCL	Deep Tray	150mm	312mm	427mm	6	£39.99
F25KITCL	Extra Deep Tray	225mm	312mm	430mm	6	£39.99
F3KITCL	Jumbo Tray	300mm	312mm	430mm	6	£49.99



FROM ONLY
£16.99

CLEAR STORAGE CONTAINERS

Designed for convenience and functionality. Multiple storage capacities, ranging from 10L up to 110L, allowing for all items large or small to be stored.

- Made from clear view plastic, so that the items in the box can be easily identified
- The storage box will nest when not in use and stack with lids on
- Snap shut lid

Code	Capacity	Height	Width	Depth	Quantity	Each
WM10P10	10L	170mm	250mm	360mm	10	£27.99
WM24P5	24L	250mm	330mm	420mm	5	£19.99
WM35P5	35L	260mm	390mm	490mm	5	£16.99
WM45P5	45L	260mm	400mm	600mm	5	£29.99
WM60P5	60L	340mm	400mm	600mm	5	£49.99
WM80P3	80L	420mm	400mm	600mm	3	£44.99
WM110P3	110L	420mm	400mm	800mm	3	£34.99


STORAGE
CONTAINERS

Workplace essentials



Longspan shelving

Pages 36 - 41



Staff lockers

Pages 58 - 63



Drawer cabinets

Page 137

STORAGE CONTAINERS

EURO PICKING CONTAINERS

These innovative open end stackable euro sized containers, allows you to pick, even when they are stacked.

Available as fully open, or with doors, these containers can be transported around the working environment with the use of a dolly.

See below for ready made kits, with open ended containers, or with drop down clear doors for ease of visibility. Also a dolly for easy mobility when needed.

If transport of product is not key, then simply make up a picking wall to suit your requirement.



For stand-alone stacking or use in shelving/racking bays

Quantity Discounts

Call for more info



Fast Delivery



OPEN END PICKING CONTAINER PACKS

Open-end only, stackable euro sized containers, for easy access and picking of contents, even when containers are stacked. These strong containers are very practical and a great alternative to shelving, plus they can be easily manouvered with the use of transport dollies.

- Light Grey
- Easy filling and emptying, even when stacked
- Strong and durable, with or without clear door for visibility of contents
- Euro sizes for simple palletization

Code	Capacity	Type	Height	Width	Depth	Quantity	Each
BK-OP43/32	30 Litres	Without Doors	320mm	300mm	400mm	5	£64.60
BK-OP64/22	44.2 Litres	Without Doors	220mm	400mm	600mm	5	£72.05
BK-OP64/27	54.4 Litres	Without Doors	270mm	400mm	600mm	5	£81.10
BK-OP64/32	64.5 Litres	Without Doors	320mm	400mm	600mm	5	£81.30
BK-WD64/22	44.2 Litres	With Doors	220mm	400mm	600mm	5	£86.55
BK-WD64/27	54.4 Litres	With Doors	270mm	400mm	600mm	5	£95.60
BK-WD64/32	64.5 Litres	With Doors	320mm	400mm	600mm	5	£96.20

FROM ONLY
£64.60



STORAGE
CONTAINERS



MOBILE OPEN END PICKING CONTAINER PACKS

Euro picking container trolley, with 4 x stacked open end only (short end) picking containers.

- Choice of red or blue dolly with light grey containers.
- Trolley can be reconfigured with additional open end picking Euro containers. Includes 1 x drop on lid for top seated container.
- With or without out drop doors
- 4 x rubber swivel wheels (noise reduction)

Code	Height	Height	Width	Depth	Capacity	Each
OPTR64/32-4DE-	Without Doors	1420mm	410mm	610mm	4 x 64.5 Litres	£95.55
WDR64/32-4DE-	With Doors	1420mm	410mm	610mm	4 x 64.5 Litres	£107.50

B R

Please add one letter suffix in place of final dash for colour when ordering

FROM ONLY
£95.55



OPEN END PICKING CONTAINER WALL

Open end only pickwalls are ready-made combinations of open-end (with and without doors) picking, stackable Euro containers. Pick walls are versatile and easy to reconfigure, allowing you to adjust and expand as your need changes.

- Light Grey
- Large pick openings
- Easy to reconfigure

Code	Type	Height	Width	Depth	Capacity	Each
PWBK-OP64/32-20	Without Doors	1560mm	1600mm	600mm	20 x 64.5 Litres	£311.75
PWBK-WD64/32-20	With Doors	1560mm	1600mm	600mm	20 x 64.5 Litres	£371.50

FROM ONLY
£311.75



RECYCLED PLASTIC CONTAINERS

Environmentally friendly containers, made from recycled plastic and are fully recyclable again when no longer needed.

These heavy duty plastic boxes are excellent value and are made from reprocessed black plastic.

A range of low cost containers, manufactured in black recycled plastic




TOTEBOX BLACK ECO ATTACHED LID TOTE BOXES

Heavy duty black attached lid containers stack securely for efficient distribution. Strong and durable polypropylene distribution containers, with integral hinged lids, stackable up to 6 high. Their reinforced bases are ideal for conveyor use.

- Reusable, reduce carbon footprint and nest to save return transport costs
- Boxes stack with lids closed and nest when lids are open
- Suitable for use between -20°C and +80°C

Code	Capacity	Height	Width	Depth	Each
10040ALC	43L	253mm	400mm	600mm	£18.92
10A5BR	54L	321mm	400mm	600mm	£14.21
10A6BR	64L	368mm	400mm	600mm	£15.05
00473	Label Holder				£0.73

Please note: 00473 - Label Holder is only suitable for totebox: 10A5BRE



FROM ONLY
£14.21



TOTEBOX ECO SOLID EURO CONTAINERS WITHOUT LIDS

Economy modular inter-stacking containers with vertical sides for maximum internal volume.

- Designed specifically for stacking, popular distribution choice due to their tough construction
- Built in labelling areas
- Integrated shell handles

Code	Capacity	Height	Width	Depth	No. per Pallet	Each
Tbox3211/ECO	5L	118mm	200mm	300mm	336	£5.14
Tbox4311/ECO	10L	118mm	300mm	400mm	264	£8.29
Tbox4316/ECO	15L	175mm	300mm	400mm	280	£9.11
Tbox4322/ECO	20L	135mm	300mm	400mm	160	£9.81
Tbox6411/ECO	21L	120mm	400mm	600mm	112	£11.04
21033ECO	34L	175mm	400mm	600mm	72	£10.61
2A045ECO	45L	235mm	400mm	600mm	54	£12.49



FROM ONLY
£5.14



STORAGE
CONTAINERS

CARD CLIP FOR EURO CONTAINER

Stainless steel card clip for Euro stacking containers.

Code	Contents	Pack Price
OPE90	50	£5.39




TOTEBOX ECO EURO CONTAINER LID

Lid for Euro Stacking container range.

- Made of strong and durable recycled black polypropylene

Code	Depth	Width	Each
61060ECO	600mm	400mm	£5.39

ONLY
£5.39



Fast
Delivery



TOTEBOX ECO MAXINEST STACK & NEST CONTAINERS WITH SWING BAR

Market leading produce tray, for retail grocery logistics & Point of sale displays. Interstack with each other, for safe distribution of products. Containers nest, saving 76% of their original height. Available as dual height option, for use in a number of different applications. Maxine nest trays inter-stack with each other and are compatible with 600x400mm Dollies, stacking 2-up (side by side).

- Maxine nest bale arm stack and nest containers
- Black recycled plastic
- Ideal for use in refrigerated conditions

Code	Height	Width	Depth	Capacity	Each
SN641902ECO	199mm	400mm	600mm	35L	£9.25
SN642402ECO	253mm	400mm	600mm	44L	£9.95

FROM ONLY
£9.25



Quantity Discounts

Call for
more info

STORAGE CONTAINERS

EURO CONTAINERS

Versatile plastic stacking container, for storage and product movement from Goods In, through manufacturing, storage and right through to despatch at the far end.

The uniform sized containers are available in a wide range of sizes, with and without lids.



Fast
Delivery

Modular, heavy duty, inter-stacking containers with vertical sides. With or without lids



SOLID EURO CONTAINERS WITHOUT LIDS

Modular inter-stacking containers with vertical sides for maximum internal volume.

- Designed specifically for stacking, popular distribution choice due to their tough construction
- Built in labelling areas
- Smooth, sealed surfaces and straight sides (to maximise capacity and aid stacking)


Code	Capacity	Height	Width	Depth	Each
21005-	5L	118mm	200mm	300mm	£7.40
21006G	6L	74mm	300mm	400mm	£10.58
21008G	8L	50mm	400mm	600mm	£10.04
21010-	10L	118mm	300mm	400mm	£10.59
21013-	12L	75mm	400mm	600mm	£11.13
21027-	15L	175mm	300mm	400mm	£12.33
21020-	20L	235mm	300mm	400mm	£12.40
2A021-	21L	120mm	400mm	600mm	£11.44
20028G	28L	150mm	400mm	600mm	£13.70
21030G	30L	319mm	300mm	400mm	£15.71
21033-	34L	175mm	400mm	600mm	£16.41
2A045G	45L	235mm	400mm	600mm	£16.83
2A049G	45L	235mm	400mm	600mm	£16.76
21054G	54L	280mm	400mm	600mm	£21.93
21060-	60L	319mm	400mm	600mm	£21.93
20085G	75L	400mm	400mm	600mm	£30.26
21090G	87L	235mm	600mm	800mm	£32.81
21135G	125L	319mm	600mm	800mm	£37.13
21162G	162L	412mm	600mm	800mm	£41.32

G R

Please add one letter suffix in place of dash for colour when ordering
*Blue containers available on selected range, please call for more info



FROM ONLY
£7.40



SINGLE EURO CONTAINER LIDS

Lids for Euro Stacking container range.

- Made of strong and durable polypropylene

Code	Width	Depth	Each
61020-	300mm	400mm	£6.79
61060-	400mm	600mm	£10.78
61087	600mm	800mm	£17.11

G R

Please add one letter suffix in place of dash for colour when ordering. Note: 61087 only available in Grey.



EURO CONTAINER LIDS IN PACKS

Pack of 5 drop on lids for Euro stacking containers.

- Protects container contents from dust and dirt
- Lightweight
- Durable

FROM ONLY
£28.10

Code	Height	Height	Depth	Each
BK-DE43	30mm	300mm	400mm	£28.10
BK-DE64	30mm	400mm	600mm	£32.35

Workplace equipment



Workstations

Pages 96 - 97



Container dollies

Page 126



Platform trucks

Page 147

Quantity Discounts

Call for more info



SOLID EURO CONTAINERS WITH INTEGRAL LIDS

Grey Euro stacking containers with integral lid constructed from food safe and industrial grade polypropylene. These boxes are extremely durable and built to last.

- Interstackable with handles on the two short sides
- Solid bases and solid sides
- Robust integral lid

Code	Capacity	Height	Width	Depth	Each
20C10	10L	129mm	300mm	400mm	£19.23
21C27	15L	105mm	300mm	400mm	£20.33
21C20	20L	246mm	300mm	400mm	£21.16
20C28	28L	161mm	400mm	600mm	£28.05
21C30	30L	330mm	300mm	400mm	£25.62
21C33	33L	164mm	400mm	600mm	£31.81
21C45	45L	246mm	400mm	600mm	£37.06
21C54	54L	291mm	400mm	600mm	£38.68
20C85	75L	423mm	400mm	600mm	£50.68



FROM ONLY
£19.23



VENTILATED EURO CONTAINERS

Grey ventilated Euro containers are ideal for use in fridges & freezers; ventilated models promote air flow, speeding cooling & helping maintain a consistent temperature.

- All models inter-stack to form a compact storage unit
- Built in labelling areas

Code	Capacity	Height	Width	Depth	Each
21009	10L	118mm	300mm	400mm	£10.40
21014	12L	75mm	400mm	600mm	£10.36
21026	20L	235mm	300mm	400mm	£12.76
2A022	21L	120mm	400mm	600mm	£10.80
2A022ECO	21L	120mm	400mm	600mm	£9.22
20029	28L	150mm	400mm	600mm	£14.95
21055	52L	280mm	400mm	600mm	£21.68
21055	52L	280mm	400mm	600mm	£21.68
21064	60L	319mm	400mm	600mm	£21.99
20086	75L	400mm	400mm	600mm	£27.02
21091	87L	235mm	600mm	800mm	£32.29
21136	125L	319mm	600mm	800mm	£37.90
21164	162L	412mm	600mm	800mm	£40.74



FROM ONLY
£9.22

STORAGE
CONTAINERS




EURO CONTAINER DIVIDERS

Packs of divider strips which snap to size required.

- Interlock to divide and segregate container in smaller sections
- Supplied in packs of 1104mm lengths

Code	Height	Quantity	Each
OT800404	45mm	60	£219.99
OT800804	88mm	30	£149.99
OT801504	150mm	20	£159.99
OT801904	190mm	20	£169.99

FROM ONLY
£149.99



Safe handling & movement



Trailers

Page 146



Hand Pallet Trucks

Page 149



Roll Cages

Page 151

STORAGE CONTAINERS

STACK & NEST CONTAINERS

A wide range of containers for use throughout the workplace.

Stack & Nest containers are used throughout the grocery supply chains. The nesting and ventilated containers are ideal for transporting food. They are easily cleaned and allow for accurate temperature control.



Our Lidded and Everyday containers are used throughout commercial, industrial and domestic environments, offering versatile storage in numerous situations.

Stackable, robust and re-usable, so there are cost savings in transport. Helps reduce carbon footprint.



SOLID STACK & NEST CONTAINERS

Ideal for use in demanding environments, 180 degree stack-nest containers are strong & tough. Bi-colour models clearly identify stacking & nesting positions, to prevent accidentally crushing contents by stacking in the wrong orientation.

- Used in high throughput distribution areas where colour distinction helps speed up the process
- Handles incorporated into design of box
- Strong and durable design that is built to last

Code	Capacity	Height	Width	Depth	Each
11018GG	18L	117mm	400mm	600mm	£11.98
11032--	32L	177mm	400mm	600mm	£19.22
11051--	50L	300mm	400mm	600mm	£21.94
11065GG	70L	400mm	400mm	600mm	£26.05



Please add two letter suffix in place of dashes for colour when ordering



Quantity Discounts
Call for more info

FROM ONLY
£11.98

Robust containers that stack when full and nests when empty, increasing supply chain efficiency

STORAGE CONTAINERS



FROM ONLY
£11.93



VENTILATED STACK & NEST CONTAINERS

Grey ventilated containers are ideal for parts washing applications, are easier to clean and allow more accurate temperature control and minimized cooling times. Manufactured in a high density polyethylene, they are resistant to the damaging effects of oil, most chemicals, solvents, water and steam for an extended service life.

- 70% height saving when nested
- Approved for direct food contact
- Designed for maximizing space

Code	Capacity	Height	Width	Depth	Each
11020	18L	117mm	400mm	600mm	£11.93
11034	32L	177mm	400mm	600mm	£18.90
11053	50L	300mm	400mm	600mm	£25.47
11066	70L	400mm	400mm	600mm	£25.47



MAXINEST STACK & NEST CONTAINERS WITH SWING BAR

Market leading produce tray, for retail grocery logistics & Point of sale display. They interstack with each other for safe distribution of products. Containers nest, saving 76% of their original height. Available as a dual height option for use in a number of different applications. Maxinest trays inter-stack with each other and are compatible with 600x400mm Dolbies, stacking 2-up (side by side).

- Maxinest bale arm stack and nest containers
- Industry standard Linpac Allibert containers, so quality is assured
- Ideal for use in refrigerated conditions

Code	Height	Width	Depth	Capacity	Each
DH641002	106mm	400mm	600mm	10 & 16L	£9.89
SN431802	108mm	300mm	400mm	15L	£8.28
DH6410602	167mm	400mm	600mm	21 & 26L	£10.58
SN641902	199mm	400mm	600mm	35L	£10.87
SN641907	199mm	400mm	600mm	35L	£10.87
SN642202	225mm	400mm	600mm	38L	£16.55
SN642402	253mm	400mm	600mm	44L	£12.92
SN642602	267mm	400mm	600mm	46L	£15.07

FROM ONLY
£8.28





FROM ONLY
£9.50



TOTEBOX GREEN ATTACHED LID CONTAINERS

Totebox Green Attached Lid Containers stack securely for efficient distribution. Strong and durable polypropylene distribution containers with integral hinged lids, stackable up to 6 high. Reinforced bases mean they are ideal for conveyor use.

- Reusable, reduce carbon footprint and nest to save return transport costs
- Boxes stack with lids closed and nest when lids are open
- Suitable for use between -20°C and +80°C

Code	Capacity	Height	Width	Depth	Each
10005	4L	130mm	200mm	300mm	£9.50
10010	6L	200mm	200mm	300mm	£10.49
10020	20L	252mm	300mm	400mm	£15.06
10025	25L	320mm	300mm	400mm	£15.69
10040	40L	250mm	400mm	600mm	£18.88
10A5B	54L	320mm	400mm	600mm	£19.54
10083	80L	368mm	460mm	710mm	£23.45
00473	Label Holder				£0.73

Please note: 00473 - Label Holder is only suitable for toteboxes: 10020, 10025 & 10A5B



FROM ONLY
£13.16



KAIMAN FOOD GRADE ATTACHED LID CONTAINERS

Manufactured from heavy-duty, food-grade polypropylene for both content protection and regular, intensive use.

- Stack securely for efficient distribution and nestable to save return transport costs
- Reusable, reduce carbon footprint
- Suitable for hygienic areas, clean rooms and commercial catering environments

Code	Capacity	Height	Width	Depth	Each
AT432204--	18L	222mm	300mm	400mm	£13.16
AT432604--	22L	264mm	300mm	400mm	£15.10
AT642604--	48L	264mm	400mm	600mm	£18.62
AT644004--	70L	400mm	400mm	600mm	£22.29
AT337104--	135L	360mm	1125mm	480mm	£53.87
AT336104*	160L	615mm	675mm	575mm	£54.82

BL BK

Please add two letter suffix in place of dashes for colour when ordering

*Only available in red



FROM ONLY
£18.88



ATTACHED LID CONTAINERS WITH COLOURED LIDS

Attached Lid Containers with Coloured Lids, offers the ability to clearly segregate stock improving picking efficiency.

- Reusable, reduce carbon footprint and nest to save return transport costs
- Strong and durable polypropylene distribution containers, with integral hinged lids
- Protect contents from dirt & moisture

Code	Capacity	Height	Width	Depth	Each
10040G-	40L	250mm	400mm	600mm	£18.88
10A5BG-	54L	320mm	400mm	600mm	£19.54
00473	Label Holder				£0.73

B R Y G

Please add one letter suffix in place of dash for colour when ordering

Please note: 00473 - Label Holder is only suitable for toteboxes: 10A5BG-



ATTACHED LID CONTAINER ACCESSORIES - LABEL HOLDERS

Pack of 10 clear label holders for 55 Litre Coloured Attached Lid Containers.

- Clear for visibility of label
- Suitable for 55 Litre Coloured ALCs
- Easy to assemble

ONLY
£9.33



Code	Height	Width	Depth	Each
PLAS55LE/LABEL	92mm	92mm	4mm	£9.33



ATTACHED LID CONTAINER ACCESSORIES - SECURITY SEALS

Tamper evident security seals for attached lid containers. Ensure the security of your goods.

- Yellow and Green numbered security seals, come in packs of 1000 & 500
- Suitable for use with all Attached lid containers 20 Litre or larger
- Two required per box

FROM ONLY
£31.55



Code	Quantity	Colour	Each
701R	1000	Yellow	£48.49
701	1000	Green	£43.75
BL01/YELLOW	500	Yellow	£31.55

Workplace equipment



Heavy duty shelving

Page 32



Seating & benching

Page 70 - 73



Plastic pallets

Page 127

DOLLIES & PLASTIC PALLETS


Need to move those containers or goods around? We have a selection of options from the standard dolly, to the dolly/pallet hybrid. Useful in areas where from time to time, you need to move products of up to 500kg and you do not want to keep a pump truck.

Our range also includes plastic pallets and pallet boxes. Offering an easy to clean, rust free solution for palletised products.



Fast Delivery

Designed to easily move large stacks of Euro boxes or Euro containers



MAXIMUM LOAD
180kg

STANDARD DOLLY

Red standard dolly carries 600 x 400 Euro Stacking, ALC, Maxinest & Solid Stack & Nest containers.

- Easily transport your containers
- 4 Swivel Nylon castors 100mm diameter

ONLY
£53.84

Code	Height	Width	Depth	Capacity	Each
DOJ90501	173mm	400mm	600mm	180kg	£53.84



MAXIMUM LOAD
450kg

LARGE EURO CONTAINER DOLLY

Euro Container Dolly with 2 x free moving castors and 2 x fixed castors. Suitable for Euro stacking containers up to 800 x 600mm footprint in size.

- Easy filling and emptying even when stacked
- To transport Euro containers with ease
- 450Kg load capacity

ONLY
£77.80

Code	Height	Width	Depth	Capacity	Each
BK-86Dolly	200mm	600mm	800mm	450kg	£77.80

STORAGE
CONTAINERS



MAXIMUM LOAD
500kg

UNIVERSAL DOLLY

Carries two stacks of 600 x 400mm containers from any range

- Easily transport your containers
- 4 swivel Nylon braked castors (100mm Diameter)
- Handle compatible with universal dolly, allowing transportation of your containers quickly and efficiently.

ONLY
£89.57

Code	Type	Height	Width	Depth	Capacity	Each
DO795904	Dolly	171mm	600mm	800mm	500kg	£89.57
HO008604	Handle	-	-	-	-	£31.43



MAXIMUM LOAD
500kg

DOLLY/PALLET HYBRID

The Pally is a Half Euro sized plastic pallet that, with the push of a single pedal, transforms into a dolly system on wheels. The Pally has a weight capacity of up to 500kg, with two fixed castors and two swivel castors to give it optimum manoeuvrability.

- Eliminates the need for pump truck and forklift usage line side, which saves time and increases health and safety
- Ideal replacement for roll cages, when used as a system with the Attached Lid Containers and Half Euro Lid
- Same usable footprint as a roll cage, eliminating the metal sides, so you can fit an extra row on a truck

ONLY
£173.99

Code	Height	Width	Depth	Capacity	Each
LHPS14	196mm	800mm	600mm	500kg	£173.99

Workplace equipment



Workbenches

Page 130



Labelling

Pages 163 - 170



Safety footwear

Page 180

PLASTIC PALLETS



ONLY
£39.72

UNIVERSAL PALLETS

Universal plastic pallets are strong, durable & hygienic. Unlike timber pallets, there are no metal shards or splinters to damage contents or injure personnel. Standard euro pallet size, ideal for euro stacking containers.

- Standard euro pallet size
- Double entry for safe, easy use with lifting equipment
- Pallet dimensions: W600 x D800mm

Code	Type	Height	Weight	Load Capacities	Each
PA262804	3 Runners & Load Retaining Pop-ups	165mm	7kg	Static - 1000kg, Mobile - 500kg	£39.72



FROM ONLY
£161.99

MAESTRO PALLETS

Maestro pallets are strong, tough & extremely hygienic. Ideal for use in storage & handling of food, pharmaceuticals or other products, where cleanliness & hygiene are paramount.

- Smooth surfaces on and under pallet dec/runners promote hygiene
- Corners allow secure stretch wrapping
- Load Capacities: Static - 5000kg, Mobile - 1500kg, Racked - 1200kg

Code	Type	Height	Width	Depth	Weight	Each
3L300	3 Runners	158mm	800mm	1200mm	19kg	£161.99
3M300	3 Runners	165mm	1000mm	1200mm	23.5kg	£163.99
3M302	3 Runners with Retaining Lip	165mm	1000mm	1200mm	23.5kg	£164.49

Plastic pallets offer a host of advantages
over the traditional wooden variety



FROM ONLY
£20.49

ECONOMY NESTABLE PALLETS

Plastic pallets are strong, durable & hygienic. Choice of economy black pallets or standard brown plastic pallets. Standard euro pallet size is ideal for euro stacking containers

- Robust, but light construction
- Double entry for safe, easy use with lifting equipment
- Pallet dimensions: W1000 x D1200mm

Code	Type	Height	Weight	Load Capacities	Each
CPP110PE	9 Feet	155mm	6.5kg	Static - 1600kg, Mobile - 1000kg	£22.92
CPP790PE	9 Feet with Retaining Lip	147mm	7.3kg	Static - 1600kg, Mobile - 700kg	£20.49
3F003	9 Feet with Retaining Lip	147mm	7.3kg	Static - 1500kg, Mobile - 650kg	£56.70
3F503	Perimeter Runners with Retaining Lip	172mm	11.9kg	Static - 1500kg, Mobile - 650kg	£ 107.31



FROM ONLY
£310.29

HEAVY COLLAPSIBLE PLASTIC PALLET BOXES

Ideal for bulk distribution, as it folds flat when empty.

- Unit load 500kg x 5 high
- Drop-doors allow for easy access - even when stacked

Code	Type	Height	Width	Depth	Capacity	Weight	Each
FL097520	3 Runners & 2 Drop Down Doors	975mm	1000mm	1200mm	780L	63.9kg	£310.29
LI09759D	Lid	-	1010mm	1210mm	0	5kg	£38.86

STORAGE
CONTAINERS



27250



27600



27602



27601



SOLID SIDED PLASTIC PALLET BOXES

Solid Sided Plastic Pallet Boxes are strong, durable & hygienic. Ideal for a host of applications, where cleanliness & hygiene are important. Commonly chosen as alternative to steel stillages, as they can be easily cleaned and won't rust.

- Containers can be stacked up to 10 high
- Easy to clean when required
- Manufactured from high density polypropylene

FROM ONLY
£166.16

Code	Type	Height	Width	Depth	Capacity	Weight	Each
27250	2 Runners	662mm	600mm	1000mm	250L	13.5kg	£166.16
27600	2 Runners	750mm	1000mm	1200mm	543L	34kg	£247.73
27601	2 Runners	750mm	1000mm	1200mm	543L	34kg	£244.72
27602	6 Feet	750mm	1000mm	1200mm	543L	33kg	£244.72

SELF ASSEMBLY WORKBENCHES

Quick Delivery Workbenches	129
Stockrax Workbenches & Workstations	130

EVERYDAY WORKBENCHES

Medium Duty Workbenches	132
-------------------------	-----

HEAVY DUTY WORKBENCHES

Fully Welded Workbenches	133
--------------------------	-----

TOOL STORAGE

Tool Cabinets	134
---------------	-----

BOTT BENCHES

Verso Workbenches	135
Verso Storage Workbenches	136

BOTT DRAWER CABINETS & CUPBOARDS

Cubio Drawer Cabinets	137
Verso Shelf Cupboards	137




Stockrax self assembly workbenches.
See pages 130 - 131



NEW Link51 tool cabinets in a wide range of configurations.
See page 134




NEW Bott Verso workbenches and storage workbenches
See page 135



NEW Bott Drawer cabinets.
See page 137

NEED A WORKBENCH IN A HURRY?

8 DAY
DELIVERYLOAD
210kg**STOCKRAX WORKBENCH WITH T-BAR**

T-bar construction allows seating on either sides.

- Metal footplates supplied
- Bench height 928mm

Code	Worktop	Width	Depth	Each
JABC7518--GU	Chipboard	1800mm	750mm	£102.55
JABC9018--GU	Chipboard	1800mm	900mm	£109.96
JABC7524--GU	Chipboard	2400mm	750mm	£119.42
JABC9024--GU	Chipboard	2400mm	900mm	£125.00

GB GU GX RD

Please add suffix GB, GU, GX or RD in place of double dash for colour when ordering

FROM ONLY
£102.55LOAD
210kg**STOCKRAX WORKBENCH WITH FULL LOWER SHELF**

Full depth lower shelf for extra storage.

- Metal footplates supplied
- Bench height 928mm

Code	Worktop	Width	Depth	Each
JABB7518--GU	Chipboard	1800mm	750mm	£150.03
JABB9018--GU	Chipboard	1800mm	900mm	£166.06
JABB7524--GU	Chipboard	2400mm	750mm	£174.32
JABB9024--GU	Chipboard	2400mm	900mm	£192.80

GB GU GX RD

Please add suffix GB, GU, GX or RD in place of double dash for colour when ordering

FROM ONLY
£150.03LOAD UP TO
210kg**STANDARD WORKSTATIONS**

A range of simple and economic workstations.

- 18mm chipboard work surfaces
- Bench height 1980mm

Code	Width	Depth	Each
JAWA7518--GU	1800mm	750mm	£226.63
JAWA9018--GU	1800mm	900mm	£238.50
JAWA7524--GU	2400mm	750mm	£250.88
JAWA9024--GU	2400mm	900mm	£278.71

GB GU GX RD

Please add suffix GB, GU, GX or RD in place of double dash for colour when ordering

WORKBENCH
FROM ONLY
£226.63LOAD UP TO
210kg**WORKSTATIONS WITH FULL LOWER SHELF**

A range of simple and economic workstations.

- 18mm chipboard work surfaces
- Bench height 1980mm

Code	Width	Depth	Each
JAWB7518--GU	1800mm	750mm	£261.80
JAWB9018--GU	1800mm	900mm	£277.84
JAWB7524--GU	2400mm	750mm	£309.72
JAWB9024--GU	2400mm	900mm	£328.15

GB GU GX RD

Please add suffix GB, GU, GX or RD in place of double dash for colour when ordering

WORKBENCH
FROM ONLY
£261.80

WORKBENCHES

SELF ASSEMBLY WORKBENCHES

A range of medium duty, general purpose workbenches, with a choice of worktop material. Ideal for production, assembly, maintenance and despatch areas.

- Flexible and hard wearing workspace solution
- Simple tap together assembly
- 18mm chipboard or wipe clean melamine faced worktop
- Choice of 4 upright colours



STOCKRAX WORKBENCH WITH T-BAR

T-bar construction allows seating on either sides.

- Metal footplates supplied
- Bench height 928mm

Code	Worktop	Width	Depth	Each
JABC7518--GU	Chipboard	1800mm	750mm	£102.55
JABC9018--GU	Chipboard	1800mm	900mm	£109.96
JABC7524--GU	Chipboard	2400mm	750mm	£119.42
JABC9024--GU	Chipboard	2400mm	900mm	£125.00
JABC7518M--GU	Melamine	1800mm	750mm	£132.29
JABC9018M--GU	Melamine	1800mm	900mm	£163.71
JABC7524M--GU	Melamine	2400mm	750mm	£180.86
JABC9024M--GU	Melamine	2400mm	900mm	£172.46



Please add suffix GB, GU, GX or RD in place of double dash for colour when ordering

FROM ONLY
£102.55



Simple to build, general purpose work benches offering economic solutions for your workplace



STOCKRAX WORKBENCH WITH HALF LOWER SHELF

Half depth lower shelf allows user to be seated.

- Metal footplates supplied
- Bench height 928mm

Code	Worktop	Width	Depth	Each
JABD7518--GU	Chipboard	1800mm	750mm	£122.38
JABD9018--GU	Chipboard	1800mm	900mm	£131.61
JABD7524--GU	Chipboard	2400mm	750mm	£145.46
JABD9024--GU	Chipboard	2400mm	900mm	£153.18



Please add suffix GB, GU, GX or RD in place of double dash for colour when ordering

FROM ONLY
£122.38

WORKBENCHES & WORKSHOP



STOCKRAX WORKBENCH WITH FULL LOWER SHELF

Full depth lower shelf for extra storage.

- Metal footplates supplied
- Bench height 928mm

Code	Worktop	Width	Depth	Each
JABB7518--GU	Chipboard	1800mm	750mm	£150.03
JABB9018--GU	Chipboard	1800mm	900mm	£166.06
JABB7524--GU	Chipboard	2400mm	750mm	£174.32
JABB9024--GU	Chipboard	2400mm	900mm	£192.80
JABB7518M--GU	Melamine	1800mm	750mm	£194.24
JABB9018M--GU	Melamine	1800mm	900mm	£208.35
JABB7524M--GU	Melamine	2400mm	750mm	£245.20
JABB9024M--GU	Melamine	2400mm	900mm	£264.37



Please add suffix GB, GU, GX or RD in place of double dash for colour when ordering

FROM ONLY
£150.03

LINK51



STOCKRAX WORKBENCH WITH TWO HALF LOWER SHELVES

Two half depth lower shelves allow user to be seated.

- Metal footplates supplied
- Bench height 928mm

Code	Worktop	Width	Depth	Each
JABE7518--GU	Chipboard	1800mm	750mm	£163.47
JABE9018--GU	Chipboard	1800mm	900mm	£176.78
JABE7524--GU	Chipboard	2400mm	750mm	£192.80
JABE9024--GU	Chipboard	2400mm	900mm	£207.53



Please add suffix GB, GU, GX or RD in place of double dash for colour when ordering

FROM ONLY
£163.47

SELF ASSEMBLY WORKSTATIONS



LOAD UP TO
210kg

STANDARD WORKSTATIONS

A range of simple and economic workstations.

- Chipboard Worktop
- Bench height 1980mm

Code	Width	Depth	Each
JAWA7518--GU	1800mm	750mm	£226.63
JAWA9018--GU	1800mm	900mm	£238.50
JAWA7524--GU	2400mm	750mm	£250.88
JAWA9024--GU	2400mm	900mm	£278.71

GB GU GX RD

Please add suffix GB, GU, GX or RD in place of double dash for colour when ordering

WORKBENCH
FROM ONLY
£226.⁶³



LOAD UP TO
210kg

WORKSTATIONS WITH FULL LOWER SHELF

A range of simple and economic workstations.

- Chipboard Worktop
- Bench height 1980mm

Code	Width	Depth	Each
JAWB7518--GU	1800mm	750mm	£261.80
JAWB9018--GU	1800mm	900mm	£277.84
JAWB7524--GU	2400mm	750mm	£309.72
JAWB9024--GU	2400mm	900mm	£328.15

GB GU GX RD

Please add suffix GB, GU, GX or RD in place of double dash for colour when ordering

WORKBENCH
FROM ONLY
£261.⁸⁰

Simple and economic solutions to the needs of production assembly, maintenance and despatch personnel



LOAD UP TO
210kg

WORKSTATION WITH LOUVRE PANEL

A range of simple and economic workstations.

- Chipboard Worktop
- Spigots and containers not included
- Bench height 1980mm

Code	Width	Depth	Each
JAWC7515--GU	1500mm	750mm	£206.34

GB GU GX RD

Please add suffix GB, GU, GX or RD in place of double dash for colour when ordering

ONLY
£206.³⁴

LINK51



LOAD UP TO
210kg

STOCKRAX ADD-ON BENCH

Add-On bench useful for extra working area or storage.

- Metal footplates supplied
- Bench height 914mm

Code	Worktop	Width	Depth	Each
JAT6045--GU	Chipboard	600mm	450mm	£62.23
JAT6060--GU	Chipboard	600mm	600mm	£75.14
JAT9060--GU	Chipboard	900mm	600mm	£86.71
JAT9045--GU	Chipboard	900mm	450mm	£81.10

GB GU GX RD

Please add suffix GB, GU, GX or RD in place of double dash for colour when ordering

FROM ONLY
£62.²³

WORKBENCHES
& WORKSHOP

WORKBENCHES

EVERYDAY WORKBENCHES

A range of medium duty workbenches, with a choice of worktop materials and a range of practical accessories that make the most of your workspace.

Choice of cantilever or square tube frame design, all fitted with adjustable feet for work surface levelling.



EVERYDAY SQUARE TUBE WORKBENCHES

Medium duty cantilever frame design, fully welded and manufactured from mild steel.

- Supplied ready assembled
- Epoxy powder coated
- Bench height 840mm

		Laminate Worktop		Vinyl Worktop	
Width	Depth	Code	Each	Code	Each
1200mm	750mm	VA426MT1	£300.94	VA426MT3	£344.60
1200mm	900mm	VA430MT1	£318.85	VA430MT3	£356.81
1500mm	750mm	VA526MT1	£336.73	VA526MT3	£364.09
1500mm	900mm	VA530MT1	£372.93	VA530MT3	£377.12
1800mm	750mm	VA626MT1	£376.51	VA626MT3	£380.31
1800mm	900mm	VA630MT1	£405.39	VA630MT3	£394.34

Choice of 2 frame styles with a wide range of accessories making for a versatile workbench solution



EVERYDAY CANTILEVER WORKBENCHES

Medium duty cantilever frame design, fully welded and manufactured from mild steel.

- Supplied ready assembled
- Epoxy powder coated
- Bench height 840mm

WORKBENCH FROM ONLY
£358.25

		Laminate Worktop		Vinyl Worktop	
Width	Depth	Code	Each	Code	Each
1200mm	750mm	VC426MT1	£358.25	VC426MT3	£401.96
1200mm	900mm	VC430MT1	£376.90	VC430MT3	£414.93
1500mm	750mm	VC526MT1	£403.06	VC526MT3	£430.49
1500mm	900mm	VC530MT1	£439.27	VC530MT3	£443.46
1800mm	750mm	VC626MT1	£443.96	VC626MT3	£447.78
1800mm	900mm	VC630MT1	£471.81	VC630MT3	£460.75

Take these accessories and add them to your Everyday Square or Cantilever Bench



EVERYDAY BENCH DRAWERS & CUPBOARDS ^A

Lockable drawers and cupboards. Units easily fitted or changed at any time.

- Drawer and cupboards dimensions: W410mm x D430mm

Code	Type	Height	Each
VRA	Single Drawer	140mm	£104.15
VRE	2 Drawer	280mm	£159.16
VRH	3 Drawer	420mm	£208.78
VRK	4 Drawer	560mm	£318.33
VRC	Small Cupboard	420mm	£110.25
VRD	Large Cupboard	560mm	£112.70

Please state left or right positioning with order

EVERYDAY ABOVE BENCH ACCESSORIES ^{B C D}

Build your ideal bench combination from a choice of accessories to suit.

- Note: You must have 2 x long rear support posts to attach the light and/or shelf to
- Short accessory posts are needed only if you want to add a rear panel

Code	Type	Width	Depth	Each
VTSS4	Upper Shelf	1200mm	290mm	£74.58
VTSS5	Upper Shelf	1500mm	290mm	£77.99
VTSS6	Upper Shelf	1800mm	290mm	£82.61
VTLF4	Overhead Light	1200mm		£102.34
VTLF5	Overhead Light	1500mm		£113.22
VTLF6	Overhead Light	1800mm		£117.48
VSES	Short Posts	575mm		£50.03
VTES	Long Post	1260mm		£63.10

*Top overhead light frames come complete with a fluorescent single tube fitting and diffuser

EVERYDAY WORKBENCH LOUVRE PANELS ^E

Build your ideal bench combination from a choice of accessories to suit.

- Panels are 450mm height

Code	Type	Width	Each
VLPSS12	Louvre Panel Single	1200mm	£94.15
VLPSS15	Louvre Panel Single	1500mm	£94.35
VLPSS18	Louvre Panel Single	1800mm	£105.54
VMPSS12	Multi Panel Single	1200mm	£94.15
VMPSS15	Multi Panel Single	1500mm	£99.79
VMPSS18	Multi Panel Single	1800mm	£105.54

HEAVY DUTY WORKBENCHES

Strong, fully welded, steel construction benches, suitable for the toughest of applications, with a choice of worktop materials and a range of accessories.

Benches are 840mm high - other heights available.

FROM ONLY
£255.12



HEAVY DUTY WORKBENCHES - 450KG

Heavy Duty Workbenches are made from 50mm x 50mm x 5mm section steel.

- Fully welded construction (no assembly needed)
- Bench height 840mm

		Laminate Worktop		Steel Worktop	
Width	Depth	Code	Each	Code	Each
1200mm	750mm	VM426HT3	£255.12	VM426HT1	£257.78
1200mm	900mm	VM430HT3	£271.81	VM430HT1	£269.37
1500mm	750mm	VM526HT3	£289.19	VM526HT1	£270.97
1500mm	900mm	VM530HT3	£321.61	VM530HT1	£280.79
1800mm	750mm	VM626HT3	£326.04	VM626HT1	£284.82
1800mm	900mm	VM630HT3	£356.99	VM630HT1	£303.55

FROM ONLY
£274.90



EXTRA HEAVY DUTY WORKBENCHES - 750KG

Heavy Duty Workbenches made from 40mm x 40mm x 4mm section steel.

- Fully welded construction (no assembly needed)
- Bench height 840mm

		Laminate Worktop		Steel Worktop	
Width	Depth	Code	Each	Code	Each
1200mm	750mm	VH426HT3	£274.90	VH426HT1	£285.21
1200mm	900mm	VH430HT3	£290.36	VH430HT1	£297.24
1500mm	750mm	VH526HT3	£312.33	VH526HT1	£304.82
1500mm	900mm	VH530HT3	£346.76	VH530HT1	£318.18
1800mm	750mm	VH626HT3	£348.19	VH626HT1	£319.93
1800mm	900mm	VH630HT3	£373.72	VH630HT1	£335.54

Strong, heavy duty workbenches for use in engineering workshops



ONLY
£489.19

HEAVY DUTY WORKBENCH KIT - 450KG

Complete kit comes with steel worktop, 1 drawer and 1 cupboard.

- Fully welded construction (no assembly needed)
- Bench dimensions are: H840mm x D750mm

Code	Worktop	Width	Each
VRTKT8	Steel	1500mm	£489.19



FROM ONLY
£698.10

EXTRA HEAVY DUTY WORKBENCH KITS - 750KG

Workbench kit comes with steel worktop, 3 sided upstands, base shelf, a large cupboard and 2 drawers.

- Fully welded construction (no assembly needed)
- Bench dimensions are: H840mm x D750mm

Code	Worktop	Width	Each
VRTKT10	Steel	1500mm	£698.10
VRTKT11	Steel	1800mm	£718.89



A



B



C



D



HEAVY DUTY WORKBENCH SHELVES A

Double your storage area, with a factory fitted steel under bench shelf.

Code	Width	Depth	Each
VMLS426S	1200mm	750mm	£62.84
VMLS430S	1200mm	900mm	£66.94
VMLS526S	1500mm	750mm	£68.48
VMLS530S	1500mm	900mm	£73.42
VMLS626S	1800mm	750mm	£74.16
VMLS630S	1800mm	900mm	£79.91

HEAVY DUTY WORKBENCH CUPBOARDS & DRAWERS B

Choose your selection of accessories to create a tailored bench.

- Cupboards & Drawers are W410mm x D430mm

Code	Type	Height	Each
VM11	Single Drawer Unit	140mm	£104.15
VM13	Double Drawer Unit	280mm	£159.16
VM14	Triple Drawer Unit	420mm	£208.79
VM1	Cupboard Right Fitting	600mm	£114.07
VM121	Cupboard Left Fitting	600mm	£114.07

HEAVY DUTY WORKBENCH UPSTANDS C

Protect expensive tools and equipment, with these strong steel welded upstands.

- Factory fitted to the rear and side of the worktop

Code	Type	Height	Each
VR51	Rear	100mm	£26.54
VR53	Rear & Slides	100mm	£51.57

HEAVY DUTY WORKBENCH VICE PLATES D

An essential accessory when fitting vices and equipment to the bench top.

- Vice plates are 230mm in width and 230mm in depth and can be fitted to any bench

Code	Height	Each
VVP	5mm	£15.64

HEAVY DUTY WORKBENCH CONSOLE TRUNKING E

Each console includes two 13amp double sockets (not wired).

- Can be fitted with or without accessory posts. (Wiring + Earth grounding not included).

Code	Width	Each
VRSD4	1200mm	£81.12
VRSD5	1500mm	£87.13
VRSD6	1800mm	£93.13

*All accessories for the workbenches are factory fitted so must be ordered with the workbench (no retro fitting)

TOOL CABINETS

Versatile tool cabinets in four overall sizes, with various combinations of painted drawers and galvanised shelves.

All cabinets feature a secure barrel lock, operating a 3-point locking system.




Steel extension drawers are 90mm high with 25kg load capacity (evenly distributed)

Safety stop allows extension up to 80%. Height adjustable in 25mm increments.



Heavy duty galvanised shelves are adjustable in 25mm increments.

Safety stop allows extension up to 80%.



Rubber mat is fitted to the top of all low cabinets.



FROM ONLY
£183.69



A C1661TGU29531
4 shelves



B C1961TGU29538
4 drawers, 4 shelves

Versatile range of tool cabinets in a range of sizes and internal configurations



TOOLS CABINETS

LINK51

Code	Model	Type	Height	Width	Depth	Each
C1661TGU29531--	A	4 Shelves	1820mm	477mm	505mm	£281.11
C1961TGU29538--	B	4 Drawers, 4 Shelves	1820mm	915mm	505mm	£467.77
C1661TGU29535--	C	2 Drawers, 2 Shelves	1820mm	477mm	505mm	£299.00
C1661TGU29541--	D	7 Drawers, 1 Shelf	1820mm	477mm	505mm	£370.38
C1961TGU29532--	E	8 Shelves	1820mm	915mm	505mm	£448.19
C1961TGU29540--	F	6 Drawers, 6 Shelves	1820mm	915mm	505mm	£523.47
C1961TGU29544--	G	14 Drawers, 2 Shelves	1820mm	915mm	505mm	£619.27
CH661TGU29533--	H	1 Drawer, 1 Shelf	984mm	477mm	505mm	£188.34
CH661TGU29534--	I	1 Drawer, 2 Shelves	984mm	477mm	505mm	£207.55
CH661TGU29545--	J	2 Drawers, 1 Shelf	984mm	477mm	505mm	£205.32
CH661TGU29539--	K	6 Drawers	984mm	477mm	505mm	£261.82
CH661TGU29542--	L	8 Drawers	984mm	477mm	505mm	£296.94
CH961TGU29537--	M	4 Drawers, 1 Shelf	984mm	915mm	505mm	£333.87
CH961TGU29543--	N	8 Drawers, 2 Shelves	984mm	915mm	505mm	£494.92
CH661TGU29530--	O	2 Shelves	984mm	477mm	505mm	£183.69
CH961TGU29536--	P	2 Drawers, 4 Shelves	984mm	915mm	505mm	£336.54

CF GU HY PD RD YD

Please add two letter suffix in place of dashes for colour when ordering

TOOL CABINET ACCESSORIES

Code	Description	Each
CDE56TGU	Sloping top desk unit 477 x 505mm	£66.21
CCH56TGU	Mobile chassis 477 x 505mm, for use with low cabinets only	£19.37
CCH96TGU	Mobile chassis 915 x 505mm, for use with low cabinets only	£19.37
CDW56THY	Extra Drawer 477 x 505mm for Single Cabinet	£11.69
CDW96THY	Extra Drawer 477 x 505mm for Double Cabinet	£16.22
CSH56TGT	Extra Galvanised Shelf 477 x 505mm for Single Cabinet	£58.58
CSH96TGT	Extra Galvanised Shelf 477 x 505mm for Double Cabinet	£69.50

COLOURS AVAILABLE

Body

Doors

Light Grey
(RAL 7035)

Blue
(RAL 5002)

Light Grey
(RAL 7035)

Dark Grey
(BS 00A11)

Green
(RAL 6001)

Red
(RAL 3020)

Yellow
(RAL 1003)



O CH661TGU29530
2 shelves



P CH961TGU29536
2 drawers, 4 shelves

VERSO WORKBENCHES

Bott Verso workbenches are robust and versatile, with high load capacities and varied storage options, for assembly and lightweight industrial use.

Framework and Cantilever benches feature adjustable leg heights, to suit individual requirements.

Robust construction

Multiple worktop options available



Multiplex (MPX) Worktop
Resin bonded layered beech ply, with cross laminated construction. A tough general duty worktop, suitable for most applications.



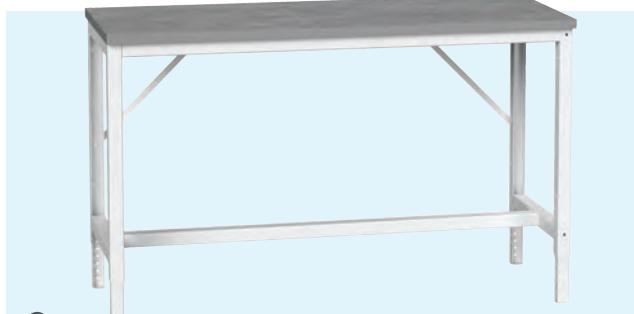
Lino worktop
Lino faced worktop. An easy to clean worktop with good surface resistance to water, oils and chemicals.



MFC worktop
Particle board core, with a light grey laminate face. A light duty, easy to clean top for assembly or office environments.



RAL7035
Frame colour



LOAD
400kg

VERSO FRAMEWORK BENCH

Height adjustable framework bench, with a choice of Multiplex or Lino worktops.

- Bench height of 780 - 930mm
- Light grey frame
- Comprehensive self assembly instructions included

FROM ONLY
£241.27

Code	Width	Depth	Worktop	Each
16921504.16	1500mm	600mm	MPX	£241.27
16921505.16	1500mm	600mm	Lino	£297.82
16921506.16	2000mm	600mm	MPX	£294.24
16921507.16	2000mm	600mm	Lino	£404.52
16921512.16	1500mm	800mm	MPX	£294.24
16921513.16	1500mm	800mm	Lino	£359.99
16921514.16	2000mm	800mm	MPX	£353.09
16921515.16	2000mm	800mm	Lino	£456.63

PREMIUM modular workbench solution which can be adapted to meet your individual needs



LOAD
200kg

VERSO CANTILEVER BENCH

780mm high Cantilever Bench, constructed of sheet steel, with a hard wearing light grey powder coated finish.

- 20mm Multiplex worktop or MFC laminate worktop
- Ideal for assembly and office areas
- Comprehensive self assembly instructions included

FROM ONLY
£288.23

Code	Width	Depth	Worktop	Each
16922304.16	1500mm	600mm	MPX	£288.23
16922305.16	1500mm	600mm	MFC	£288.23
16922308.16	2000mm	600mm	MPX	£341.61
16922309.16	2000mm	600mm	MFC	£341.61
16922324.16	1500mm	800mm	MPX	£341.61
16922325.16	1500mm	800mm	MFC	£341.61
16922328.16	2000mm	800mm	MPX	£394.99
16922329.16	2000mm	800mm	MFC	£394.99

WORKBENCHES
& WORKSHOP



1 Drawer
Cabinet with 175mm(h)
drawer



3 Drawer
Cabinet with 3 x 125mm(h)
drawers



1 Drawer/ 1 Cupboard
Cabinet with 125mm(h)
drawer and 375mm(h)
cupboard

FROM ONLY
£162.71

LOAD
500kg

VERSO DRAWER CABINETS & COMBINATION CUPBOARDS

Suspended drawer cabinet or combination cupboards can be retro fitted to Verso framework and cantilever workbenches to make a bespoke solution. The grey and blue units are fitted with integrated handles and 100% extending roller bearing drawer slides.

- Reinforced welded steel housings
- 60kg U.D.L. capacity drawers
- Full height drawer pans



Cupboard with
1 galvanised shelf

Code	Height	Width	Depth	Total Drawers	Each
16925000.11	250mm	525mm	550mm	1 Drawer	£162.71
16925001.11	450mm	525mm	550mm	3 Drawers	£263.05
16926032.11	600mm	525mm	550mm	Cupboard with 1 shelf	£167.42
16925006.11	600mm	525mm	550mm	1 Drawer/1 Cupboard	£221.85



LOAD
400kg

VERSO MOBILE WELDED BENCH

Mobile bench constructed of sheet steel, with a hard wearing light grey powder coated finish.

- Heavy duty steel framework with rear upstand, with a full depth steel base shelf
- Bench width 1000mm. Depth 600mm
- Supplied assembled and ready to use

FROM ONLY
£351.12

Code	Height	Worktop	Each
16922700.16	910mm	Steel	£351.12
16922701.16	930mm	MPX	£398.20

VERSO STORAGE WORKBENCHES

Bott Verso storage benches combine a durable worktop, with storage units, for a tidy and organised workplace.

The storage benches are constructed using a steel frame, with integrated storage modules and 30mm multiplex worktops. Cupboards and cabinets can be locked individually and drawers have a UDL capacity of up to 60kg, with 100% extension slides.

Static models are height-adjustable, with mobile versions fixed at 830mm.



RAL7035
Frame colour



RAL5010
Door / Fronts colour

Static & mobile workbenches combine secure storage with worktop to provide versatile workspace



16923014.11
1 x 443mm(w) x 475mm(h) cupboard
1 x 718mm wide cabinet with:
• 3 x 100% extension roller bearing drawers with 60kg UDL capacity
• 1 x 125mm(h) drawer
• 2 x 175mm(h) drawers

16923032.11
2 x 443mm(w) x 475mm(h) cupboard
1 x 718mm wide cabinet with:
• 3 x 100% extension roller bearing drawers with 60kg UDL capacity
• 1 x 125mm(h) drawer
• 2 x 175mm(h) drawers



VERSO STORAGE BENCH

Height Adjustable Storage Bench - 830-930mm. Grey and Blue.

- 30mm multiplex worktops
- Steel frame with integrated storage modules
- Individual lockable drawers and cupboards
- Supplied assembled and ready to use

FROM ONLY
£624.⁹⁶

Code	Width	Depth	Each
16923014.11	1500mm	600mm	£624.⁹⁶
16923032.11	2000mm	600mm	£746.¹⁹



VERSO MOBILE STORAGE BENCH

Grey and blue mobile bench, supplied with 125mm dia rubber tyre castors, with swivel and brake mechanisms. Full height of 830mm.

- 30mm multiplex worktops
- Steel frame with integrated storage modules
- Individual lockable drawers and cupboards
- Supplied assembled and ready to use

FROM ONLY
£671.⁰⁸

Code	Width	Depth	Each
16923214.11	1500mm	600mm	£671.⁰⁸
16923232.11	2000mm	600mm	£792.³⁰



16923214.11
1 x 443mm(w) x 475mm(h) cupboard
1 x 718mm wide cabinet with:
• 3 x 100% extension roller bearing drawers with 60kg UDL capacity
• 1 x 125mm(h) drawer
• 2 x 175mm(h) drawers

16923232.11
2 x 443mm(w) x 475mm(h) cupboard 1 x 718mm wide cabinet with:
• 3 x 100% extension roller bearing drawers with 60kg UDL capacity
• 1 x 125mm(h) drawer
• 2 x 175mm(h) drawers

You might be interested in....



Plastic Containers

Pages 104 - 107



Picking trolleys

Page 148



Anti-fatigue matting

Pages 158 - 159

DRAWER CABINETS & CUPBOARDS

Ergonomically designed for ease of use, our drawer cabinets and cupboards range, offers organised and efficient storage, that is second to none.



High quality heavy duty drawer cabinets in a range of drawer configurations



RAL7035
Frame colour



RAL5010
Door / Fronts colour



40019035.11v



40019049.11v



40020053.11v



40020065.11v

CUBIO DRAWER CABINET

Cubio drawers are fitted with ergonomic handles, blocking mechanisms and 100% extension drawer slides. Depth of 650mm.

- Reinforced steel housings, with up to 1 tonne total capacity
- 75kg U.D.L. capacity 100% extension drawers as standard
- Grey and blue

FROM ONLY
£581.75

Code	No of Drawers	Height	Width	Each
40019035.11v	5	800mm	650mm	£581.75
40019049.11v	6	900mm	650mm	£660.21
40020053.11v	7	1000mm	800mm	£911.30
40020065.11v	10	1200mm	800mm	£1,179.19



VERSO SHELF CUPBOARD

Grey and blue shelf cupboard, complete with ventilated doors and fitted with 3 point locks and galvanised steel shelves. 800mm (w) x 550mm (d).

- Reinforced welded steel housings
- 60kg U.D.L. capacity shelves
- 3 point locking doors

FROM ONLY
£265.70

Code	No. of Shelves	Height	Each
16926741.11	2	900mm	£265.70
16926743.11	4	2000mm	£401.01

WORKBENCHES
& WORKSHOP

Have you seen.....



Heavy duty Euro shelving

Page 32



Plastic containers

Page 125



Spill kits

Pages 160 - 161

EVERYDAY STEPS & LADDERS

Kick Steps	139
Ladders	140

MOBILE STEPS

Wheel Along Steps	141
-------------------	-----

WAREHOUSE STEPS

Mobile Warehouse Steps	142
Heavy Duty Warehouse Steps	143



Plastic or steel Everyday kick steps for the workplace.

[See page 139](#)

Everyday stepladders providing a safe platform for the user.

[See page 140](#)



Range of steps with retracting castors.

[See page 141](#)

Fully mobile, these warehouse steps provide safe access to high shelves.

[See page 143](#)



STEPS

Range of commercial steps and ladders for use throughout offices, warehouses and manufacturing facilities.

From simple kick steps for offices, to ladders for maintenance departments, mobile steps for retail stockrooms or heavy duty wheeled steps for warehouses; we have you covered.

Quantity Discounts



PLASTIC KICK STEPS

Manufactured in high quality durable plastic, this kick step is lightweight and easy to move, making it ideal for supermarkets, offices, schools, warehouses etc. The unit incorporates 3 spring loaded castors, that retract when weight is applied to the unit.

- Manufactured in high quality durable plastic
- This kick step is lightweight and easy to move
- Available in Black, Blue, Grey & Red

Code	Height	Top Diameter	Base Diameter	Each
KA007Z-	445mm	300mm	440mm	£34.76



Please add single digit suffix in place of dash for colour when ordering

ONLY
£34.76



STEEL KICK STEPS

Lightweight steel kick steps are great for accessing higher and hard to reach areas, making it ideal for use around the home or commercial premises. Suitable for professional and domestic use.

- Safe & Convenient to use
- Castors retract when steps are in use
- Available in Black, Blue, Grey & Red

Code	Height	Top Diameter	Base Diameter	Each
V2205-	425mm	280mm	410mm	£45.86



Please add single digit suffix in place of dash for colour when ordering

ONLY
£45.86

Ideal for wet
or wash down
applications



NON SLIP PLASTIC SAFETY STEPS

These plastic steps are ideal for use in a variety of industrial settings, where their incredible strength, means they are perfectly capable to withstand the rigours of their workload. Fitted with anti slip tape. Available in red, blue and yellow, with delivery of 2-3 days.

- They are resistant to most chemicals and their smooth 10mm thick provides exteriors, makes them easy to clean and incredible strength
- Able to take up to 260kg in weight. Fitted with an anti slip tape
- Manufactured from 100% Food Grade Medium Density Polyethylene

Code	Type	Height	Width	Depth	Each
VRW0101-	1 Step	300mm	485mm	310mm	£53.05
VRW0102-	2 Step	415mm	500mm	540mm	£75.78
VRW0103-	3 Step	620mm	500mm	795mm	£101.54



Please add one letter suffix in place of dash for colour when ordering

FROM ONLY
£53.05



Space-saving design



STURDY STEP STOOLS

These steps stools offer both professional and domestic users, the ideal solution to access just out of reach heights on an everyday basis. Convenient and practical, all steps tools fold flat for easy storage and provide outstanding flexibility and value.

- Clean to handle, chrome finish reduces print marks after handling (V22042 & V22043)
- High handrail for added support and stability (V22043)
- Contoured back support for added comfort when sitting (V22042 & V23123)

Code	No. of Treads	Finish	Top Tread Height	Each
V13712	2	Painted	450mm	£32.15
V23102	2	Painted	490mm	£44.49
V23123	2	Painted	470mm	£38.14
V22042	2	Chrome	470mm	£45.73
V22043	3	Chrome	720mm	£58.17

FROM ONLY
£32.15

STEPS &
LADDERS

LADDERS



HIGH HANDRAIL STEPLADDERS

Features include a high safety handrail, large slip-resistant feet and treads for added stability. Wide range of heights available, from 3-8 treads. Products may vary.

- Available with integral tool tray; great for storing tools and materials whilst you work (optional extra)
- 150kg load capacity makes it suitable for both professional and domestic use
- Safety standard: EN131

FROM ONLY
£42.33

Code	No. of Treads	Platform Height	Each
V7400318	3	580mm	£42.33
V7400418	4	800mm	£47.58
V7400518	5	1030mm	£52.96
V7400618	6	1250mm	£59.27
V7400718	7	1480mm	£72.58
V7400818	8	1700mm	£92.82

Quantity Discounts

Call for
more info



Ideal for use where electrical hazards exist



FIBREGLASS SWINGBACK STEPLADDERS

These fibreglass swingback stepladders include a holster top, with specially designed tool and equipment holders, to keep tools organised and safe on the stepladder. The stepladders have non-conductive fibreglass stiles, making it ideal for working around electricity.

- Edge moulded brace and foot pad combination provides enhanced bracing strength and increased protection against damage
- H-spreader enables a single handed operation and adds to the strength and stability of the ladder
- Slip-resistant traction-tread steps

FROM ONLY
£78.68

Code	No. of Treads	Top Tread Height	Average Working Height	Each
V7160418*	4	1220mm	2040mm	£78.68
V7160518*	5	1400mm	2310mm	£88.92
V7160618*	6	1670mm	2590mm	£96.39
V7160818*	8	2230mm	3150mm	£112.74
V7161018*	10	2790mm	3700mm	£145.50
V7161218*	15	3340mm	4260mm	£165.66

*Certified to the new EN131 Standard



TELESCOPIC LADDERS

Ideal for surveyors, tradesmen and for DIY use. These top of the range telescopic ladders are light to carry, compact to store, easy to transport and will easily fit into the boot of a car. Complete with anti-pinch system, which safely protects hands when collapsing the ladder, and rounded rubber feet to ensure ease of transition, from vertical to leaning position.

- Smooth operation, extends & locks rung by rung
- Anti-pinch Finger Protectors
- Class EN131

FROM ONLY
£99.99

Code	Closed Height	Open Height	Weight	Each
30270A	875mm	2630mm	7kg	£99.99
30380A	920mm	3810mm	14.5kg	£139.99

Ideal for jobs where a typical ladder or multi purpose ladder would be too big



WORK PLATFORMS

The extra large aluminium Work Platform, is the perfect tool for giving you a boost, for odd jobs around your workshop. This work platform is a convenient and practical aid, that folds flat for easy storage, and will easily fit in the boot of any car. Suitable for professional use.

- Wide and deep slip-resistant platform
- Simple and safe to use with locking hinges for added safety
- Maximum height of 2.25m (7ft 5in) for multiple units

FROM ONLY
£50.78

Code	Height	Width	Length	Weight	Each
V78069	500mm	300mm	690mm	4.3kg	£50.78
V78099	500mm	360mm	900mm	4.7kg	£65.10

WHEEL ALONG STEPS



WHEEL ALONG MOBILE STEPS

Wheel along 2, 3 & 4 tread steps, with a choice of anti-slip or rubber treads.

- Static steps fitted with 2 x 75mm diameter wheels to rear frame
- Steps tilt to allow easy movement to next location
- Available in Blue, Grey, Red or Yellow

Code	No. of Treads	Platform Height	Tread Type	Each
VPAS2AS--	2	510mm	Anti-Slip	£116.52
VPAS3AS--	3	762mm	Anti-Slip	£140.55
VPAS4AS--	4	1020mm	Anti-Slip	£205.66
VPAS2--	2	510mm	Rubber	£116.52
VPAS3--	3	762mm	Rubber	£140.55
VPAS4--	4	1020mm	Rubber	£205.66

BL RD GR YE

Please add two letter suffix in place of dashes for colour when ordering

Steps glide easily and effortlessly across floors



STURDY PLATFORM 2-5 STEP RANGE

All Mobile Steps come with easy-running 50mm castors. When you stand on the steps, the castors spring into their housings, and the non-slip housing base grips the floor, for rock-solid stability.

- Sturdy 2, 3, 4, and 5 step range
- Retracting spring mounted castors
- Platform Size: W406mm x D380mm

Code	No. of Treads	Platform Height	Tread Type	Each
VDFS2AS--	2	508mm	Anti-Slip	£180.63
VDFS2--	2	508mm	Rubber	£180.63
VDFS3AS--	3	762mm	Anti-Slip	£231.06
VDFS3--	3	762mm	Rubber	£231.06
VDFS4AS--	4	1016mm	Anti-Slip	£277.54
VDFS4--	4	1016mm	Rubber	£277.54
VDFS5AS--	5	1270mm	Anti-Slip	£331.88
VDFS5--	5	1270mm	Rubber	£331.88

BL RD GN YE OR GR WH

Please add two letter suffix in place of dashes for colour when ordering



STANDARD MOBILE STEPS

Standard Mobile Steps are built to the highest engineering standards, providing an operative with a reliable means of access. Note: Mobile steps are designed for use by one person only.

- Easy glide 4x 50mm sprung castors, with domed floor covers, to give firm and stable floor contact when weight is applied to step
- 2, 3, 4 and 5 step versions are also available in stainless steel for clean environments
- Platform Size: W380mm x D280mm

Code	No. of Treads	Platform Height	Tread Type	Each
VS005--	2	508mm	Rubber	£190.42
VS006--	2	508mm	Anti-Slip	£190.42
VS009--	3	762mm	Rubber	£235.66
VS010--	3	762mm	Anti-Slip	£235.66
VS011--	4	1016mm	Rubber	£261.36
VS012--	4	1016mm	Anti-Slip	£261.36
VS013--	5	1270mm	Rubber	£300.61
VS014--	5	1270mm	Anti-Slip	£300.61

BL RD YE GN GR OR WH SA

Please add two letter suffix in place of dashes for colour when ordering



PREMIUM MOBILE WAREHOUSE SAFETY STEPS

3, 4, 5 and 6 tread narrow aisle mobile warehouse safety steps for use in warehouses and stores.

- Built for years of heavy work
- Strongly made from welded tubular steel
- Platform size: W560mm x D340mm

Code	No. of Treads	Platform Height	Average Working Height	Tread Type	Each
VS3660AS	3	685mm	2210mm	Anti-Slip	£281.07
VS4660AS	4	915mm	2440mm	Anti-Slip	£325.12
VS5660AS	5	1145mm	2650mm	Anti-Slip	£366.91
VS6660AS	6	1400mm	2900mm	Anti-Slip	£449.48
VS3660AL	3	685mm	2210mm	Aluminium	£311.25
VS4660AL	4	915mm	2440mm	Aluminium	£364.61
VS5660AL	5	1145mm	2650mm	Aluminium	£415.57
VS6660AL	6	1400mm	2900mm	Aluminium	£473.37

Also available with Punched or Rubber treads, please call for prices

WAREHOUSE STEPS

WAREHOUSE MOBILE STEPS



FROM ONLY
£204.⁰³

WHEEL ALONG WAREHOUSE STEPS WITH DOCK STEPS

Wheel along tilt and go dock steps, are open at the rear, allowing walk through access to a vehicle or a loading bay.

- Powder Coated or Galvanised finishes with options of expanded or phenolic non-slip treads. Fitted with lift handles, which incorporate knuckle guard hand grips & 2 x 150mm rubber tyre wheels, which make these units extremely manoeuvrable.
- Tested to EN 14183
- Platform Size: W400 x D300mm

Code	No. of Treads	Platform Height	Overall Height	Finish	Tread Type	Each
GSD702M	2	500mm	1210mm	Powder Coated	Expanded Steel	£204.03
GSD702R	2	500mm	1210mm	Powder Coated	Phenolic Non-Slip	£210.02
GSD702G	2	500mm	1210mm	Galvanised	Expanded Steel	£218.64
GSD703M	3	750mm	1460mm	Powder Coated	Expanded Steel	£242.48
GSD703R	3	750mm	1460mm	Powder Coated	Phenolic Non-Slip	£250.53
GSD703G	3	750mm	1460mm	Galvanised	Expanded Steel	£261.46
GSD704M	4	1000mm	1710mm	Powder Coated	Expanded Steel	£290.20
GSD704R	4	1000mm	1710mm	Powder Coated	Phenolic Non-Slip	£301.37
GSD704G	4	1000mm	1710mm	Galvanised	Expanded Steel	£313.61

Large top platform
make this ideal for
loading and unloading



MOBILE WAREHOUSE STEPS WITH DOCK PLATFORM

Steps with Dock Platform offers wide expamet treads and a very large dock platform, making it ideal for loading and unloading. Welded steel tube and bar construction, finished in durable red epoxy. Designed with a 48 degree slope for safety and comfort. Galvanised options available POA.

- Designed to allow user to comfortably descend the steps facing forward
- Fitted with handlock anchorage
- Large platform (W750 x D1200mm) with removable chain on end and both sides for 3 sided access

Code	No. of Treads	Platform Height	Average Working Height	Finish	Each
S681	4	920mm	2420mm	Red Epoxy	£800.95
S682	5	1150mm	2650mm	Red Epoxy	£876.90
S683	6	1380mm	2880mm	Red Epoxy	£950.60
S691	4	920mm	2420mm	Galvanised	£1,079.18
S692	5	1150mm	2650mm	Galvanised	£1,171.95
S693	6	1380mm	2880mm	Galvanised	£1,267.25

STEPS & LADDERS



FROM ONLY
£231.¹⁵

SPRING LOADED WAREHOUSE SAFETY STEPS

Weight reactive mobile Safety Steps with Retractable non marking castors, enabling them to easily glide across the floor, but stay safely in position once body weight is applied.

- Powder coated finish with expanded steel or phenolic non-slip treads
- Mobile on 2 spring loaded 75mm swivel castors & 2 x 150mm rubber tyre wheels. When body weight is applied, the castors retract leaving the steps firm & safe on rubber feet
- Platform Size: W400 x D300mm. Tested to EN 131.

			Tread Type			
			Expanded Steel		Phenolic Non-Slip	
No. of Treads	Platform Height	Overall Height	Code	Each	Code	Each
2	500mm	1210mm	GSS702M	£231.15	GSS702R	£241.22
3	750mm	1460mm	GSS703M	£270.00	GSS703R	£286.54
4	1000mm	1710mm	GSS704M	£318.46	GSS704R	£344.37
5	1250mm	1960mm	GSS705M	£367.36	GSS705R	£405.73
6	1500mm	2210mm	GSS706M	£416.65	GSS706R	£470.38
7	1750mm	2460mm	GSS707M	£475.74	GSS707R	£545.69
8	2000mm	2710mm	GSS708M	£524.13	GSS708R	£613.17

FROM ONLY
£200.⁹⁶

WHEEL ALONG WAREHOUSE SAFETY STEPS

Simply tilt and push these easily manoeuvrable mobile safety steps into position before climbing. Extremely sturdy steps with a powder coated finish.

- Powder Coated finish with Expanded Steel or Phenolic Non-Slip treads
- Fitted with lift handles, which incorporate knuckle guard hand grips & 2 x 150mm rubber tyre wheels, which make these units extremely manoeuvrable
- Tested to EN 131



			Tread Type			
			Expanded Steel		Phenolic Non-Slip	
No. of Treads	Platform Height	Overall Height	Code	Each	Code	Each
2	500mm	1210mm	GSW702M	£200.96	GSW702R	£210.98
3	750mm	1460mm	GSW703M	£239.81	GSW703R	£256.35
4	1000mm	1710mm	GSW704M	£288.33	GSW704R	£314.09
5	1250mm	1960mm	GSW705M	£337.21	GSW705R	£375.41
6	1500mm	2210mm	GSW706M	£386.42	GSW706R	£440.13
7	1750mm	2460mm	GSW707M	£445.56	GSW707R	£515.50
8	2000mm	2710mm	GSW708M	£493.90	GSW708R	£582.98

HEAVY DUTY MOBILE STEPS

Warehouse Steps are suitable for warehouse environments, due to their heavy duty design. They often have a hand rail and large treads to provide greater safety and stability when carrying goods.

BS EN 131-7:2013 compliant



**LOAD
150kg**

MOBILE WAREHOUSE SAFETY STEPS WITH HANDLOCK

Hand built with attention to detail, both in design and manufacture, to ensure total reliability and many years of arduous operation. All models are fitted with hand lock anchorage, when locked, the front feet rest firmly on the floor; fitted with protective plastic floor pads.

- Designed to conform to new mobile step safety standard - BS EN 131-7:2013
- Inboard wheels for ease of use, no outboard wheels to catch racking, posts, etc.
- Platform Size: W610mm x D457mm

Choose from Anti-slip or Expamet treads.

Punched steel and rubber treads available.
Price on request.

FROM ONLY
£409.03

No. of Treads	Platform Height	Average Working Height	Tread Type: Anti-Slip		Tread Type: Expamet	
			Code	Each	Code	Each
4	915mm	2400mm	VS070	£409.03	VS061	£425.33
5	1145mm	2700mm	VS071	£473.03	VS062	£498.76
6	1370mm	2900mm	VS072	£538.04	VS063	£566.48
7	1600mm	3100mm	VS073	£617.06	VS064	£652.07
8	1830mm	3400mm	VS074	£682.19	VS065	£724.36
9	2060mm	3600mm	VS075	£752.90	VS066	£800.40
10*	2285mm	3800mm	VS076	£911.36	VS067	£971.03
11*	2515mm	4000mm	VS077	£994.54	VS068	£1059.01
12*	2745mm	4300mm	VS078	£1,092.84	VS069	£1174.58

Also available with Punched or Rubber treads, please call for prices
*Supplied in two halves - customer to assemble

**Get to high up areas
easily and safely**

BS EN 131-7:2013 compliant

FROM ONLY
£497.12



**LOAD
150kg**

HEAVY DUTY MOBILE WAREHOUSE SAFETY STEPS

Built for years of heavy work. Allows access for platforms and mezzanine floors/vehicles etc. Note: Platform increases by 380mm for 5-9 steps & by 300mm for 10-14 steps.

- Designed to conform to mobile step safety standard - BS EN 131-7:2013
- Large outboard rear wheels with rubber tyres 200mm diameter
- Platform Width 560mm

Punched Steel & Aluminium

Anti-slip & Rubber

**Call for
more info**

Optional top gate allows access to mezzanine floors/vehicles etc.

Locking lever locks steps in position

**STEPS &
LADDERS**

No. of Treads	Platform Height	Platform Depth	Average Working Height	Treat Type: Anti-Slip		Treat Type: Aluminium	
				Code	Each	Code	Each
5	1250mm	380mm	2750mm	VLL556AS	£497.12	VLL556AL	£522.84
6	1500mm	380mm	3000mm	VLL656AS	£558.03	VLL656AL	£589.76
7	1750mm	380mm	3250mm	VLL756AS	£630.93	VLL756AL	£668.67
8	2000mm	380mm	3500mm	VLL856AS	£696.99	VLL856AL	£740.67
9	2250mm	380mm	3750mm	VLL956AS	£772.61	VLL956AL	£817.79
10*	2500mm	460mm	4000mm	VLL1056AS	£899.55	VLL1056AL	£953.49
11*	2750mm	460mm	4250mm	VLL1156AS	£983.27	VLL1156AL	£1,060.00
12*	3000mm	460mm	4500mm	VLL1256AS	£1,093.04	VLL1256AL	£1,173.85
13*	3250mm	460mm	4750mm	VLL1356AS	£1,211.90	VLL1356AL	£1,303.79
14*	3500mm	460mm	5000mm	VLL1456AS	£1,317.34	VLL1456AL	£1,402.99

Also available with Punched or Rubber treads, please call for prices
*Supplied in two halves - customer to assemble

SACK TRUCKS

Standard Sack Trucks	145
Drum Movement	145

TRAILERS & TROLLEYS

Turntable Trailers	146
--------------------	-----

PLATFORM TROLLEYS

Platform Trolleys	147
Heavy Duty Platform Trolleys	147
Specialist Platform Trolleys	148

PALLET TRUCKS

Standard Pallet Trucks	149
Heavy Duty Pallet Trucks	149
Lifters & Stackers	150

ROLL CAGES

Standard Roll Cages	151
Merchandising Trolley	152
Pallet Retention Unit	152

CONTAINER TRUCKS

Container Trucks	153
------------------	-----



Steel sack trucks.
See page 145



Move boxes or other bulk items easily around your workplace.
See page 147



Hand pallet trucks.
See page 149

NEW Retail Merchandising trolley.
See page 152



NEW Pallet Retention Unit.
See page 152



SACK TRUCKS & DRUM HANDLING

Sack Trucks are very useful in all sorts of environments. There are two different handle types: standard and 'p' handle. Standard handles comprise a 2 handle frame design.

The 'P' handle uses a loop, which allows the truck to be transported with one hand. This can become quite useful when you need to be manoeuvring in tight spaces.

ONLY
£36.95

Move items easily & safely around the workplace



ECONOMY SACK TRUCKS

This sack truck features a strong tubular steel construction, with quality welded joints, able to hold 150kg load. The solid wheel hand truck features steel wheel inserts, for added strength and durability. This truck also comes fitted with very comfortable rubber hand grips as standard.

- Strong Tubular Steel Construction
- Rest on handles for flat loading. Heavy Duty Solid Wheels.

Code	Load	Toe Size	Each
CST983	150kg	350 x 200	£36.95

Quantity Discounts



FROM ONLY
£54.00



STANDARD SACK TRUCKS

A general purpose, medium duty sack truck, with a strong toe plate. Strong solid rubber wheels fitted as standard.

- Capacity: 150kg & 200kg
- Height: 1070mm
- Toe plate: 360 x 200mm

Code	Load	Toe Size	Each
V403KI-150	150kg	360 x 200mm	£54.00
V403KI-200	200kg	360 x 200mm	£59.00



ONLY
£69.00



P-SHAPED HANDLE SACK TRUCKS

This is the very popular "P" shaped handle truck, for applications where you need to steer the truck with one hand only. This sack truck is designed for medium to heavy duty use, designed for professional use. With a choice of pneumatic or solid rubber and puncture proof wheels.

- A favourite with delivery drivers
- 200kg load capacity

Code	Type	Toe Size	Each
V422KIP-200S	Solid Rubber Wheels	355mm x 205mm	£69.00
V422KIP-200P	Pneumatic Wheels	355mm x 205mm	£69.00
V422KIP-200PP	Puncture Proof Wheels	355mm x 205mm	£69.00



FROM ONLY
£146.66



CONVENTIONAL SACK TRUCKS

Still in constant demand throughout industries, originally designed for use in markets, but suitable for many other applications.

- A strong, traditional design, with a choice of 'toe' lengths to suit your products
- Smooth running wheels

Code	Load	Toe Size	Each
VST26	200kg	355 x 305mm	£146.66
VST27	200kg	355 x 450mm	£148.79



ONLY
£248.57

DRUM TRUCKS

For 210 litre steel drums, 4 wheel design with rear swivel castors, helps the operator manoeuvre the loaded truck.

- Built for heavy industrial use
- Strong tubular construction
- Rear castor designs for extra stability

Code	Type	Load	Weight	Each
VDT24	Solid	300kg	21kg	£248.57



ONLY
£305.09

PALLET LOADING DRUM TRUCK

Designed for loading steel or plastic 210 litre drums onto pallets or platforms.

- Sliding drum retention clamp
- 250mm and 200mm dia rubber tyre wheels with roller bearings
- Capacity 300kg

Code	Type	Weight	Each
VDT40	Pallet Loading Drum Truck - Hand Grips	29kg	£305.09



ONLY
£91.91

CIRCULAR DRUM DOLLY

Allows for easy movement of 210 litre barrels around the shop floor or factory.

- 75mm nylon wheels with roller bearings
- Flat steel braces fitted with four swivel castors

Code	Load	Weight	Each
VDDY	300kg	9kg	£91.91

ONLY
£68.25

DRUM TILT LEVER

Suitable for 210 litre steel drums, for tilting and upending only.

- Wide twin tubular handle and cross member with rim hook
- Blue epoxy finish

Code	Weight	Width	Each
VLS0	6kg	400mm	£68.25



Need staff lockers?



Staff lockers

Page 58 - 63

TRAILERS

LOAD
500-1000kgTROLLEYS
FROM ONLY
£299.25

STEEL DECK TURNTABLE TRAILERS

Constructed from rectangular and round welded steel tubes.
Metalwork finished in red epoxy, optional sides finished in a light grey epoxy.

- 3 deck sizes
- Extremely tight turning circle
- Solid rubber or pneumatic tyre wheels

Code	Type	Load	Platform Width	Platform Depth	Each
VTR222	Rubber Wheels	500kg	1200mm	600mm	£299.25
VTR226	Rubber Wheels	750kg	1500mm	750mm	£470.67
VTR232	Rubber Wheels	1000kg	2000mm	1000mm	£606.84
VTR222P	Pneumatic Tyres	500kg	1200mm	600mm	£313.39
VTR226P	Pneumatic Tyres	750kg	1500mm	750mm	£470.67
VTR232P	Pneumatic Tyres	1000kg	2000mm	1000mm	£606.84

Looking for stacking containers?



Euro containers

Page 120 - 123

STARTING
FROM ONLY
£219.03

TURNTABLE TRAILER MESH SIDE PANEL

These steel mesh panels can be retro fitted, the corner posts fit into steel tubes and lock with simple bolt tightening. Formed steel side and end panels slot onto steel channels, which reduces the usable length and width by 50mm.

- Kit includes 2 fixed end and 2 removable side panels

Code	Height	Width	Length	Each
VMP126	760mm	600mm	1200mm	£219.03
VMP157	760mm	750mm	1500mm	£228.52
VMP201	760mm	1000mm	2000mm	£240.03

Choice of rubber or
pneumatic wheelsLOAD
500-1000kgFROM ONLY
£294.61

PLYWOOD DECK TURNTABLE TRAILERS

Constructed from rectangular and round welded steel tubes.
Metalwork finished in red epoxy, optional sides finished in a light grey epoxy.

- 3 deck sizes
- Extremely tight turning circle
- Solid rubber or pneumatic tyre wheels

Code	Type	Load	Platform Width	Platform Depth	Each
VTR122	Rubber Wheels	500kg	1200mm	600mm	£294.61
VTR126	Rubber Wheels	750kg	1500mm	750mm	£449.09
VTR132	Rubber Wheels	1000kg	2000mm	1000mm	£570.00
VTR122P	Pneumatic Tyres	500kg	1200mm	600mm	£311.84
VTR126P	Pneumatic Tyres	750kg	1500mm	750mm	£449.09
VTR132P	Pneumatic Tyres	1000kg	2000mm	1000mm	£570.00

LOAD
500kgFROM ONLY
£237.55

INDUSTRIAL SHELF TROLLEYS

Supplied in a fully welded construction, using an angle section mainframe in two alternative sizes. Two finish options are also available: a single or two shelf version, finished in polyurethane coated plywood or steel.

- Fully welded angle construction
- Stable and strong
- 500kg load capacity

Code	Type	Shelves	Width	Length	Each
VAT23T	Plywood	Top Deck Only	700mm	1000mm	£240.94
VAT21T	Plywood	Top & Bottom Deck	700mm	1000mm	£278.90
VAT24T	Plywood	Top Deck Only	800mm	1200mm	£275.79
VAT22T	Plywood	Top & Bottom Deck	800mm	1200mm	£310.88
VAT23M	Steel	Top Deck Only	700mm	1000mm	£237.55
VAT21M	Steel	Top & Bottom Deck	700mm	1000mm	£280.30
VAT24M	Steel	Top Deck Only	800mm	1200mm	£275.60
VAT22M	Steel	Top & Bottom Deck	800mm	1200mm	£316.72

INDUSTRIAL SHELF TROLLEYS ACCESSORIES

Code	Type	Each
VBS1	Bumper Strip	£37.43
VTSP200	Braked Castors	£13.99

HEAVY DUTY PLATFORM TROLLEYS



LOAD
500kg

TIMBER FIRM LOADING TRUCKS

A timber deck with a blue epoxy finished frame, a varnished plywood infill end and side panels. All steel welded frames.

- Plywood end and side panels
- 2 x swivel & 2 x fixed castors, with 160mm dia rubber tyre rollers bearing wheels
- Overall length: Single end - Deck length + 85mm, Double end - Deck length + 145mm - Overall width: Deck length + 25mm

FROM ONLY
£182.39

Code	Type	Height	Platform Width	Platform Depth	Each
VTC601P	Single Ended Truck	985mm	600mm	1000mm	£182.39
VTC701P	Single Ended Truck	985mm	700mm	1000mm	£190.30
VTC801P	Single Ended Truck	985mm	800mm	1200mm	£201.94
VTC602P	Double Ended Truck	985mm	600mm	1000mm	£226.28
VTC702P	Double Ended Truck	985mm	700mm	1000mm	£235.60
VTC802P	Double Ended Truck	985mm	800mm	1200mm	£251.12
VTC603P	Three Sided Truck	985mm	600mm	1000mm	£247.07
VTC703P	Three Sided Truck	985mm	700mm	1000mm	£256.63
VTC803P	Three Sided Truck	985mm	800mm	1200mm	£272.85
VTC604P	Four Sided Truck	985mm	600mm	1000mm	£270.52
VTC704P	Four Sided Truck	985mm	700mm	1000mm	£280.03
VTC804P	Four Sided Truck	985mm	800mm	1200mm	£297.91



LOAD
500kg

MESH FIRM LOADING TRUCKS

A 500kg capacity loading Truck, with a timber deck and blue epoxy finished frame, with varnished plywood infill end and side panels. All steel welded frames.

- Zinc plated mesh infill end and side panels
- 2 x swivel & 2 x fixed castors, with 160mm dia rubber tyre rollers bearing wheels
- Overall length: Single end - Deck length + 85mm, Double end - Deck length + 145mm - Overall width: Deck length + 25mm

FROM ONLY
£195.45

Code	Type	Load	Platform Width	Platform Depth	Each
VTC601M	Single Ended Truck	500kg	600mm	1000mm	£195.45
VTC701M	Single Ended Truck	500kg	700mm	1000mm	£198.79
VTC801M	Single Ended Truck	500kg	800mm	1200mm	£213.90
VTC602M	Double Ended Truck	500kg	600mm	1000mm	£249.31
VTC702M	Double Ended Truck	500kg	700mm	1000mm	£259.10
VTC802M	Double Ended Truck	500kg	800mm	1200mm	£273.10
VTC603M	Three Sided Truck	500kg	600mm	1000mm	£280.97
VTC703M	Three Sided Truck	500kg	700mm	1000mm	£290.75
VTC803M	Three Sided Truck	500kg	800mm	1200mm	£308.45
VTC604M	Four Sided Truck	500kg	600mm	1000mm	£309.64
VTC704M	Four Sided Truck	500kg	700mm	1000mm	£319.43
VTC804M	Four Sided Truck	500kg	800mm	1200mm	£348.09



For moving large, heavy or bulky items about easily



LOAD
300kg

HEAVY DUTY PLATFORM TROLLEY

A very popular narrow & long platform trolley, for general stock room or warehouse use. The long platform provides plenty of load area, while the narrow width ensures the trolley fits through a standard doorway.

- Platform size: 600 x 1200mm
- Wheels: dia 150mm, Solid rubber
- Tough plywood platform

ONLY
£195.00

Code	Type	Load	Platform Width	Platform Depth	Each
V541C	Single Ended	300kg	1200mm	600mm	£195.00



LOAD
700kg

ZINC PLATED PLATFORM TROLLEYS

Durable steel Platform Trucks with a tough Zinc coating.

- Zinc plated steel load floor
- Zinc plated steel mesh panels
- Supplied with a bumper strip on request

FROM ONLY
£254.78

Code	Type	Platform Width	Platform Depth	Each
VZPT7001	Single Sided	700mm	1000mm	£254.78
VZPT8001	Single Sided	800mm	1200mm	£278.22
VZPT7002	Double Sided	700mm	1000mm	£302.76
VZPT8002	Double Sided	800mm	1200mm	£331.70
VZPT7003	Three Sided	700mm	1000mm	£342.01
VZPT8003	Three Sided	800mm	1200mm	£373.21
VZPT7004	Four Sided	700mm	1000mm	£380.10
VZPT8004	Four Sided	800mm	1200mm	£411.13

SPECIALIST TROLLEYS



LOAD
150-250kg

FROM ONLY
£74.00

FOLDING PLATFORM TROLLEYS

A range of steel trolleys with folding handles and non slip PVC load surfaces, with bumper strips along the edges. Trolleys are fitted with non marking white rubber wheels.

- Handle folds down flat over platform
- Two fixed wheels and two swivel castors
- Easy storage

Code	Load	Platform Width	Platform Depth	Each
V501-KI-150	150kg	635mm	490mm	£74.00
V502-KI-250	250kg	790mm	620mm	£99.00



Non slip surface and an all round protection buffer

LOAD
300kg

FROM ONLY
£169.00

LARGE PLATFORM TROLLEY

A large, high capacity trolley with a fixed handle for added strength. The trolley can also be supplied with an additional handle, for load support, or to push/pull without having to turn. The steel base has a non slip surface and an all round protection buffer.

- Capacity: 300kg
- Fixed handles for added strength
- Wheels: dia160mm, Non-marking rubber

Code	Type	Platform Width	Platform Depth	Each
V505-KI-LUX-1	Single Handle	1020mm	760mm	£169.00
V505-KI-LUX-2	Double Handle	875mm	760mm	£179.00



LOAD
125kg

Perfect for picking from
hard-to-reach places

PICKING TROLLEYS WITH 3 STEPS

Ideal for stock picking and putting away in stores, warehouses, offices and libraries.

- Spring loaded step unit with ribbed treads, locates firmly on the floor when a foot is placed on the first step
- Top tread height 686mm
- Swivel castors 127mm diameter

Code	Type	Load	Weight	Each
VSS57B	Removable Baskets	125kg	35kg	£375.93
VSS58W	Reversible Steel Trays	125kg	37kg	£388.88
VSS58T	Plywood Shelves	125kg	40kg	£327.25

FROM ONLY
£327.25

Delivering the right pallet racking solution for your business

All pallet racking systems need to be designed to accommodate the type of handling equipment used and the load capacity required.

We can work with you and advise you every step of the way to ensure you have the pallet racking solution you require.

We will help you select the right type of racking dependent on the following considerations:-

- The type of goods you store
- The amount of floor space available for the racking installation
- The speed of throughput
- The type of handling equipment used

We understand that each client comes with different requirements and this is why we work closely with you to design the system that works best for you and provides you with optimum storage that is both manageable and cost-effective.

We are on hand to be able to advise you on the best type of pallet racking to meet your needs based on your individual business model and the existing handling equipment and facilities you have.



Pages 50 - 54

PALLET TRUCKS

Pallet trucks are used to move goods, with or without pallets. It is mainly used in warehouses or in locations where goods are loaded and unloaded. This range of pallet trucks offers you an efficient way to lift and stack your goods without straining your body too much.



STANDARD PALLET TRUCKS

This standard hand pallet truck is ideal for everyday use. Its fork size is the most popular and universal. The width across the forks of the pallet truck and the fork length, allow it to handle Euro pallets, as well as UK (GKN/CHEP) pallets. The pallet truck's hydraulic pump unit is fitted with an overload protection valve.

- Fingertip operated controlled lowering valve
- Tapered forks
- Nylon steering wheels and single nylon load rollers

Code	Fork Length	Fork Width	Lift Height	Each
VDF5501150	1150mm	550mm	85 - 200mm	£266.51



ONLY
£266.51



MINI PALLET TRUCKS

The mini pallet truck is designed for light, to medium use. Its compact size and low weight allows it to be easily transported. This mini hand pallet truck also has a lowered height of only 60mm, making it ideal for small low profile pallets. The forks are designed to work with most printer's pallets and other small pallets. Weighs just 35KG.

- Load capacity: 500kg
- 3 position control lever
- Low profile forks

Code	Fork Length	Fork Width	Lift Height	Each
VLLT500	800mm	380mm	60-170mm	£288.86



ONLY
£288.86



Designed for moving long
or awkward loads

FROM ONLY
£450.00



LONG REACH PALLET TRUCKS

Long reach pallet trucks have extra-long forks, which can be used for handling special pallets with board, glass or other unusually long loads. They can also be used for handling two pallets simultaneously. An economical solution to handling unusual loads.

- Loads up to 2000kg
- 3 position control lever
- Comfortable rubberised plastic handle

Code	Fork Length	Fork Width	Lift Height	Each
VMA20/15/54	1500mm	540mm	85 - 200mm	£450.00
VMA20/18/54	1800mm	540mm	85 - 200mm	£701.97
VMA20/20/54	2000mm	540mm	85 - 200mm	£755.97
VMA20/15/68	1500mm	680mm	85 - 200mm	£555.00
VMA20/18/68	1800mm	680mm	85 - 200mm	£703.64
VMA20/20/68	2000mm	680mm	85 - 200mm	£766.97



HEAVY DUTY PALLET TRUCKS

Top quality, full specification, hand pallet trucks, made from high-grade steel to the latest design. Robust build to give many years of hard work.

Suitable for all types of warehouse, industrial and agricultural use.

- Available in six standard sizes
- Easily load up to 2500kg
- Nylon wheels, single rollers standard, all other wheel combinations available

Code	Fork Length	Fork Width	Lift Height	Each
VMA25-10-54	1000mm	540mm	85 - 200mm	£266.51
VMA25-11-54	1150mm	540mm	85 - 200mm	£329.00
VMA25-12-54	1220mm	540mm	85 - 200mm	£339.00
VMA25-10-68	1000mm	680mm	85 - 200mm	£355.00
VMA25-11-68	1150mm	680mm	85 - 200mm	£355.00
VMA25-12-68	1220mm	680mm	85 - 200mm	£365.00

FROM ONLY
£266.51



Move all your pallets with
one pallet truck



ADJUSTABLE PALLET TRUCKS

This Adjustable Pallet Truck is designed with adjustable forks, which enables you to move all your pallets with one pallet truck, instead of two or even three. It is ideal for applications where more than one type of pallet is used. This pallet truck is also great for special sized pallets, as the forks can be fixed in any position within the width range.

- Hand Pallet truck with adjustable width over forks, allows handling of different sized pallets with one machine
- High quality hydraulic pump with controlled lowering
- Width over forks is adjustable, either from 400 to 520mm (ideal for the printing industry for example) or from 530 to 680mm (for general warehouse and transportation use).

Code	Fork Length	Fork Width	Lift Height	Each
VPTA22MS	910mm	400-520mm	76 - 196mm	£425.00
VPTA22M	1060mm	400-520mm	76 - 196mm	£425.00
VPTA22ML	1160mm	400-520mm	76 - 196mm	£425.00
VPTA22LS	910mm	530-680mm	76 - 196mm	£425.00
VPTA22LM	1060mm	530-680mm	76 - 196mm	£425.00
VPTA22L	1160mm	530-680mm	76 - 196mm	£425.00

FROM ONLY
£425.00

HANDLING & MOVEMENT

LIFTERS & STACKERS



 **LOAD**
200kg - 1500kgs

SCISSOR LIFT TABLES

With greater focus on health and safety in today's workplace, manual lifting tables provide a convenient and practical solution to today's manual handling needs of many industries.

- Mobile scissor lift tables are CE marked and conform to EN1570 (safety requirements for lifting tables)
- Manual hydraulic lift is operated by a foot pump with a relief valve that prevents overloading issues.
- Two fixed and two swivel polyurethane tyre castors with brakes

FROM ONLY
£365.00

Code	Type	Load	Platform Width	Platform Depth	Lift Height	Weight	Each
VTXL200	Single Scissor	200kg	1000mm	500mm	340-1000mm	70kg	£365.00
VTXL300	Single Scissor	300kg	815mm	500mm	280-900mm	75kg	£385.00
VTXL500	Single Scissor	500kg	815mm	500mm	280-900mm	79kg	£425.00
VTXL350D	Mobile Double Scissor	350kg	910mm	500mm	350-1300mm	103kg	£465.00
VTXL680D	Mobile Double Scissor	680kg	1220mm	610mm	475-1500mm	170kg	£635.00
VTXL800D	Mobile Double Scissor	800kg	1220mm	610mm	485-1500mm	181kg	£685.00
VTXL800	Heavy Duty	800kg	1000mm	510mm	420-1000mm	115kg	£545.00
VTXL1000	Heavy Duty	1000kg	1015mm	515mm	380-1000mm	118kg	£635.00
VTXL1500	Heavy Duty	1500kg	1220mm	610mm	420-1010mm	142kg	£725.00



Designed to prevent repetitive bending and stretching whilst loading

 **LOAD**
1000kg

HIGH LIFT PALLET TRUCKS

The high lift pallet truck is designed to eliminate repetitive back strain, when loading or offloading pallets by hand. The high lift pallet truck has a scissor action that lifts pallets to a working height of 800mm. Our high lift pallet trucks conform to the latest applicable health and safety regulations.

- Help prevent back strain and injury
- Automatically braked when forks raised above approx. 300mm/400mm
- 1000/1500kg capacity

Code	Type	Load	Fork Length	Fork Width	Lift Height	Each
VMHL540M	Manual	1000kg	1160mm	540mm	800mm	£599.00
VMHL680M	Manual	1000kg	1160mm	680mm	800mm	£619.00
VHBL15560M	Manual	1500kg	1170mm	560mm	800mm	£665.00
VHBL15680M	Manual	1500kg	1170mm	680mm	800mm	£699.00
VMHL540E	Electric	1000kg	1160mm	540mm	800mm	£1,585.00
VMHL680E	Electric	1000kg	1160mm	680mm	800mm	£1,695.00
VHBL15560E	Electric	1500kg	1170mm	560mm	800mm	£1,695.00
VHBL15680E	Electric	1500kg	1170mm	680mm	800mm	£1,795.00



Practical and economic alternative to a full size truck where minimal travel or use is the norm

 **LOAD**
1000kg

STRADDLE STACKER

Robust, yet lightweight stackers, for use with closed bottom UK/GKN pallets, as well as Euro pallets up to 1200mm wide x 1200mm deep. An ergonomic design with tiller handles at waist height and pushing handles at shoulder height, to provide extreme manoeuvrability. Free turning steering swivel castors make these machines easy to use in the tightest spaces. All stackers are fitted with safety valves to prevent overloading.

- Straddle legs provide excellent balance
- 1000kg capacity, 1600 or 2500 lift height
- Adjustable forks fitted as standard

FROM ONLY
£1,375.00

Code	Load	Lift Height	Each
VKI1000-1600SA	1000kg	1600mm	£1,375.00
VKI1000/2500SA	1000kg	2500mm	£1,720.00



 **LOAD**
530-570kg

POWERED PALLET STACKERS

Medium to Heavy Duty Pallet Stackers. A range of pedestrian electric stackers with single and double masts.

- Compact design for operation in tight areas
- Ideal for handling Euro pallets
- Built-in battery charger

Code	Type	Load	Lift Height	Each
VLES 10.16	Standard	530kg	1600mm	£3,600.00
VLES 10.30	Standard	570kg	3000mm	£3,895.00
VF12APE3.5	Compact	540kg	3500mm	£9,741.00

ROLL CAGES



LOAD
600kg

STANDARD ROLL CAGES

Nested containers with hinged side, rod infill panels and "A" frame. Optional shelves available.

- Mounted on two fixed and two swivel, 125mm diameter nylon castors
- Each additional unit adds only 200mm to length when nested
- Up to 3 optional, detachable shelves can be added. Each shelf carries 100kg UDL

Code	Type	Height	Width	Depth	Internal Dimensions	Each
V19A116	3 Sides - Rod infill	1690mm	735mm	850mm	W685 x D800 x H1425mm	£132.44
V19A116PB	3 Sides - Plastic base	1690mm	735mm	850mm	W685 x D800 x H1425mm	£146.56
V19A116/4	4 Sides - Rod infill	1690mm	735mm	850mm	W685 x D800 x H1425mm	£155.63
V19A118PB	4 Sides - Plastic base, mesh infill	1690mm	735mm	850mm	W685 x D800 x H1425mm	£169.75
V19A118	4 Sides - Split gate, mesh infill	1690mm	735mm	850mm	W685 x D800 x H1425mm	£155.63
V19768LS	Detachable Shelf	n/a	735mm	850mm	n/a	£11.46

V19A116/4 - 4 sides
with rod infill

ROLL CAGES
FROM ONLY
£132.44



JUMBO CAGES
FROM ONLY
£170.49

V17200HG - 4 sides
with 1/2 gate



LOAD
600kg

JUMBO ROLL CAGE

Ideal for handling larger bulky items, yet easy to dismantle to a fraction of their assembled size for return packaging, or where space is at a premium. Bright electro zinc plated finish. Smooth running wheels.

- 3 or 4 sided configuration
- Optional shelf adjustable in 3 positions. Shelf carries 100kg UDL
- Hinged gate access

Jumbo nestable roll pallet for smooth
movement of bulky packages



17.39503 - 1200mm wide shelf

Code	Type	Height	Width	Depth	Internal Dimensions	Each
V17.200.3	3 Sides	1833mm	1200mm	800mm	W1150 x D750 x H1650mm	£173.20
V17200HG	4 Sides with 1/2 Gate	1833mm	1200mm	800mm	W1150 x D750 x H1650mm	£175.50
V173003	3 Sides	1833mm	2000mm	800mm	W1950 x D750 x H1650mm	£240.00
V17300HG	4 Sides with 1/2 Gate	1833mm	2000mm	800mm	W1950 x D750 x H1650mm	£335.00
V19.A119	4 Sides with 4 piece door (nestable)	1770mm	1120mm	765mm	W1070 x D715 x H1500mm	£170.49
17.39503	Shelf to suit 1200mm wide jumbo pallet	30mm	1200mm	750mm		£27.14



LOAD
600kg

SECURITY ROLL CAGES

A four sided nesting container, with hinged sides and top. Folds and nests 4 into 1 within seconds. Fully lockable. Mounted on two fixed and two swivel, 125mm diameter nylon castors.

- Bright electro zinc plated finish
- Supplied with 1 integral shelf. Shelf carries 100kg UDL. Optional detachable shelves available
- Each additional unit adds only 200mm to length when nested

Code	Height	Width	Depth	Internal Dimensions	Shelf Load	Each
V19A110	1690mm	735mm	850mm	W685 x D800 x H1425mm	100kg	£172.63

SECURITY ROLL
CAGES FROM
£172.63



Perfect for warehouse and
warehouse environments



LOAD
600kg

DEMOUNTABLE ROLL CAGES

2, 3 and 4-sided demountable roll pallets, manufactured with rod infill to sides. Loose shelves and straps are an optional extra. Easy to use and space saving, roll cages simply dismantle when not in use.


- Bright electro zinc plated finish
- 125mm nylon castors are fitted as standard
- Come complete with 2 x straps
- Optional shelf carries 100kg UDL

Code	No. of sides	Height	Width	Depth	Each
17.968.2	2 opposite	1545mm	715mm	800mm	£103.67
17.978.2	2 opposite	1715mm	715mm	800mm	£108.50
17.988.2	2 opposite	1840mm	715mm	800mm	£111.14
17.968.3	3	1545mm	715mm	800mm	£121.28
17.978.3	3	1715mm	715mm	800mm	£126.34
17.988.3	3	1840mm	715mm	800mm	£129.48
17.968HG	4, c/w 1/2 drop front gate	1545mm	715mm	800mm	£146.52
17.978HG	4, c/w 1/2 drop front gate	1715mm	715mm	800mm	£151.22
17.988HG	4, c/w 1/2 drop front gate	1840mm	715mm	800mm	£154.35
17.768	Loose Shelf		715mm	800mm	£11.45

DEMOUNTABLE
ROLL PALLET FROM
£103.67



Strap



Optional shelf

HANDLING &
MOVEMENT

HANDLING & MOVEMENT

CAGES



Collapse flat for storage



Can be stacked when not in use



15.HC3 Hypacage fitted with optional security lid



LOAD
UPTO 600kg

HYPACAGES

Wire formed collapsible Hypacages, with a half drop gate on one long dimension. Mesh size 65 x 120mm. Stackable up to 4 high.

- Bright electro zinc plated finish
- Height of 280mm when collapsed

Code	Description	Height	Collapsed Height	Width	Depth	Internal Height	Load Capacity	Each
15.739	Half Euro Hypacage	800mm	230mm	600mm	670mm	540mm	350kg	£63.75
15.HC2	Euro Hypacage	1000mm	280mm	1200mm	1000mm	850mm	600kg	£130.05
15.HC3	Hypacage	1000mm	280mm	1200mm	1000mm	850mm	600kg	£150.50
15.HC3/DIV	Divider for 15.HC3	800mm		1000mm	10mm		n/a	£23.06
15.HC3/SL	Lid for 15.HC3			1200mm	1000mm			£29.01

HYPACAGES
FROM
£63.75



LOAD
600kg

MERCHANDISE PICKING TROLLEY

This three-sided merchandise picking trolley, has been designed specifically to accommodate two 600x400mm Tote boxes, side-by-side. Fitted with fixed and braked swivel castors, the two large handles assist simple manoeuvrability. Additionally, adjustable loose shelving, promotes the easy loading and off-loading of containers and other products. Extremely versatile, for use in a variety of environments; including warehousing, retail, healthcare and pharmaceuticals.

- Bright electro zinc plated finish 50mm mesh
- A5 size identification plates fitted to each short side
- 125mm nylon castors are fitted as standard - 2 fixed & 2 braked swivel

Code	Description	Height	Width	Depth	Shelf Load	Each
20.MT1	3 sides	1690mm	900mm	650mm		£123.17
20.MT1/SHV	Loose Shelf		900mm	650mm	100kg	£13.96

MERCHANDISE
TROLLEY
£123.17



Quick and versatile storage which
is ideal for large bulky items



16.110.PT

Collapses flat
for storage



LOAD UPTO
800kg

PALLET RETENTION UNIT

A stackable hinged retention unit, with a half drop gate on one long side, or on 4 sides. Heavy duty mesh infill. Stackable up to four high. Bright electro zinc plated finish.

- Fold flat when not in use
- Load capacity of 800kg

Code	No of Drop Gates	O/A Height	Width	Depth	Folded Size H x W x D	Internal Height	Load Capacity	Each
16.106	1	1000mm	800mm	1200mm	910 x 2050 x 65mm	850mm	800kg	£102.66
16.110.PT	1	1000mm	1000mm	1200mm	910 x 2250 x 65mm	850mm	800kg	£105.54
16.110.PT4	4	1000mm	1200mm	1000mm	910 x 2250 x 65mm	850mm	400kg	£113.15
16.130.PT	1	1200mm	1200mm	1000mm	1100 x 2250 x 65mm	1050mm	800kg	£121.49

PALLET RETENTION
UNITS FROM
£102.66

CONTAINER TRUCKS

A range of plastic container trucks; for use in healthcare, catering, food production and factories.

Easy to clean, smooth interiors, helps in hygiene sensitive environments.



Food grade polyethylene

FROM ONLY
£60.33

FOOD GRADE MOBILE TAPERED TRUCKS

These best-selling mobile tapered trucks, are ideal for storage and transportation in factories and retail outlets. Lids also available.

- Manufactured from 100%, medium density food grade polyethylene.
- Fully nestable, making transportation easier and more cost effective.
- Blue and Red available from stock

Code	Capacity	Height	Width	Depth	Each
VRB0003-	72L	515mm	480mm	480mm	£60.33
VRB0120-	118L	770mm	480mm	480mm	£70.93
VRB0121-	135L	680mm	625mm	540mm	£77.39
VRB0227-	200L	785mm	850mm	495mm	£94.17
VRB0317-	320L	695mm	1000mm	670mm	£129.59
VRB0412-	455L	790mm	1410mm	775mm	£162.28

B R G Y N

Please add letter in place of dash when ordering

RECYCLED TAPERED TRUCKS

These nestable tapered trucks are one of our most popular ranges of trucks. Lids also available.

- Manufactured from recycled polymer - not food grade
- Cost effective alternative to coloured trucks

FROM ONLY
£55.92



Code	Capacity	Height	Width	Depth	Each
RB0003K-RC	72L	460mm	460mm	510mm	£55.92
RB0120K-RC	118L	460mm	460mm	760mm	£64.06
RB0121K-RC	135L	620mm	530mm	690mm	£65.69
RB0227K-RC	200L	825mm	480mm	750mm	£82.71
RB0317K-RC-PLY	320L	1010mm	685mm	735mm	£112.03
RB0412K-RC-PLY	455L	1345mm	730mm	755mm	£141.18

CONTAINER TRUCKS WITH STEEL FRAMES

Food grade tank, with powder coated sheet steel support frame

- Manufactured from 100%, medium density food grade polyethylene.
- Frame gives tank extra support and increases the capacity to which the tank can be safely filled and moved
- Fitted with 8" castors - 2 fixed and 2 swivel

FROM ONLY
£254.28



Code	Capacity	Height	Width	Depth	Each
VRD0303_OC0105-	370L	845mm	1040mm	730mm	£254.28
RD0405_OC0210-	455L	860mm	1340mm	750mm	£286.57
RC0504_OC0211-	540L	940mm	1090mm	800mm	£300.51

B R

Please add letter in place of dash when ordering



FROM ONLY
£66.22

BOTTLE SKIPS

These bottle skips are our best-selling range of small stack/nest trucks. Specifically produced for bars and hotels, these trucks are ideal for confined spaces and storage of empty bottles and general waste.

- Manufactured from tough, 100% food grade medium density polyethylene
- Stackable and nestable
- Blue available from stock

Code	Capacity	Height	Width	Depth	Each
VRB0111-	135L	680mm	625mm	450mm	£66.22
VRB0113-	150L	750mm	615mm	455mm	£67.67
VRB0115-	165L	620mm	820mm	455mm	£69.14
VRB0118-	165L	620mm	970mm	380mm	£70.54
VRB0119-	185L	620mm	670mm	615mm	£70.28

B R G Y

Please add letter in place of dash when ordering

RECYCLED BOTTLE SKIPS

These bottle skips are our best-selling range of small stack/nest trucks. Specifically produced for bars and hotels, these trucks are ideal for confined spaces and storage of empty bottles and general waste.

Available from stock

- Manufactured from recycled polymer - not food grade
- Cheaper alternative to the coloured bottle skips

FROM ONLY
£57.39



Code	Capacity	Height	Width	Depth	Each
VRB0111KRC	135L	680mm	625mm	450mm	£57.39
VRB0113KRC	150L	750mm	615mm	455mm	£58.85
VRB0115KRC	165L	620mm	820mm	455mm	£60.31
VRB0118KRC	165L	620mm	970mm	380mm	£61.71
VRB0119KRC	185L	620mm	670mm	615mm	£61.45



REPLACEMENT CONTAINER DOLLIES

Powder coated steel dolly

- Frame gives tank extra support and increases the capacity to which the tank can be safely filled and moved
- Powder coated mild steel
- 2 x 8" fixed and 2 x 8" swivel castors

Code	Height	Width	Depth	Each
OC0105-	845mm	1040mm	730mm	£153.30
OC0210-	860mm	1340mm	760mm	£160.60
OC0211-	940mm	1090mm	830mm	£175.20

B R

Please add letter in place of dash when ordering



REPLACEMENT CONTAINER TRUCKS

Food grade tapered container made with polyethylene.

- Manufactured from 100%, medium density food grade polyethylene
- Completely smooth interior for easy cleaning

Code	Cap.	Height	Width	Depth	Each
RD0303-	370L	615mm	1040mm	730mm	£115.11
RD0405-	455L	645mm	1340mm	760mm	£138.00
RC0504-	540L	710mm	1080mm	830mm	£140.97

B R

Please add letter in place of dash when ordering

WAREHOUSE MANAGEMENT

Tensabarrier	155
Column Protectors	156
Barriers & Bollards	157
Industrial Matting	158
Spill Management	160
Safety Netting	162

WAREHOUSE ID & LABELLING

Document Pockets & Frames	163
Aisle Markers	165
Ticket Holders	166
Magnetic Labels	167
Warehouse Safety Signs	169
Warehouse Floor ID & Labelling	170

PREMISES

Internal & External Bins	171
Recycling Bins	174
Recycling Sacks	175
Winter Maintenance	176
Site Safety	177
First Aid	178
Safety Footwear	180
Safety Wear	181



Barrier solutions to protect people and equipment around industrial workplaces.

See pages 155 - 157



Spill management for chemicals and oils.

See pages 160 - 161



Wide range of labelling and signs for the workplace.

See pages 163 - 170

NEW BS8599 compliant first aid kits for the workplace.

See pages 178 - 179



NEW Premium safety footwear.

See page 180

BARRIERS & PROTECTION

These products offer protection for staff, stock and static machinery, materials handling equipment and vehicles, like forklift trucks, as well as racking. They include a wide range of high visibility impact protection barriers and guards.

Racking protection barriers and guards offered are U or L profile or single upright guards and end rack protection. As well as floor mounted posts or bollards for internal or external use and wall units that can provide visual warnings.



Quantity Discounts

Call for more info

Belt line management systems, helping to segregate personnel from high risk areas



FROM ONLY **£61.14**



WALL MOUNTED TENSABARRIERS®

Wall Mounted Tensabarrier® Units with a range of belt colours, sizes and standard texts, which includes; Caution - Do Not Enter, No Entry, Cleaning in Progress, Lift Out of Service, Danger Forklift Trucks, Authorised Access Only.

- Wall mounted units are ideal for closing off areas, walkways, lifts or escalators
- Choice of 2.3m, 4.6m or 7.7m black body wall units
- Available with black, red/white chevron, yellow/black chevron or standard text webbing - please call one of our trained advisers for more details.

Code	Height	Width	Depth	Unit Size	Webbing Design	Each
V896-STD-33S-B9	117mm	96mm	71mm	2.3m	Black	£63.43
V896-STD-33S-D3	117mm	96mm	71mm	2.3m	Red/White Chevron	£63.43
V896-STD-33S-D4	117mm	96mm	71mm	2.3m	Yellow/Black Chevron	£63.43
V896-STD-33S-TEXT	117mm	96mm	71mm	2.3m	Standard Text Webbing	£76.40
V897-33-33-B9	143mm	89mm	85mm	4.6m	Black	£61.14
V897-33-33-D3	143mm	89mm	85mm	4.6m	Red/White Chevron	£61.14
V897-33-33-D4	143mm	89mm	85mm	4.6m	Yellow/Black Chevron	£61.14
V897-33-33-TEXT	143mm	89mm	85mm	4.6m	Standard Text Webbing	£84.13
V899-7.7-33-33-B9	184mm	118mm	110mm	7.7m	Black	£122.27
V899-7.7-33-33-D3	184mm	118mm	110mm	7.7m	Red/White Chevron	£122.27
V899-7.7-33-33-D4	184mm	118mm	110mm	7.7m	Yellow/Black Chevron	£122.27
V899-7.7-33-33-TEXT	184mm	118mm	110mm	7.7m	Standard Text Webbing	£159.79

Please note: Mounting options must be ordered at the same time as the main unit so they can be built together



WALL MOUNTED TENSABARRIER® - MOUNTING OPTIONS

These additional mounting options can be used to fix any standard wall mounted tape barrier to any surface required.

Code	Type	For Unit Size	Each
V898	Additional Zinc Wall Clip H15mm		£8.40
V897-C	Clamp Fixing	4.6m	£17.50
V897-G	Glass Mount Fixing	4.6m	£19.83
V899-C	Clamp Fixing	7.7m	£17.50
V899-G	Glass Mount Fixing	7.7m	£19.83
V899-M	Magnetic Fixing	7.7m	£28.00
V899-R	Removable Fixing	7.7m	£35.00
V899-I	Warehouse Rack Fixing	7.7m	£23.33
V897-M	Magnetic Fixing	4.6m	£28.00
V897-R	Removable Fixing	4.6m	£35.00
V897-I	Warehouse Rack Fixing	4.6m	£23.33

Note: The units will still be provided with a standard tape end and wall clip unless otherwise requested



FROM ONLY **£17.50**



TENSABARRIER® POSTS

Tensabarrier® Plastic Post with Cast Iron Base with each post featuring 2.3m of webbing

- 35 degree displacement angle, preventing the barrier from easily toppling over and causing unnecessary damage
- The UPVC post is available in a range of colours; black, red, white and yellow
- This cost-effective, practical post is ideal for areas with high traffic levels

Code	Webbing Design	Post Colour	Height	Width	Depth	Each
V875-35-D4	Yellow/Black Chevron	Yellow	975mm	64mm	354mm	£76.06
V875-32-D3	White/Black Chevron	White	975mm	64mm	354mm	£76.06
V875-21-D3	Red/Black Chevron	Red	975mm	64mm	354mm	£76.06
V875-33-B9	Black	Black	975mm	64mm	354mm	£76.06



WAREHOUSE & PREMISES

ONLY **£76.06**

WAREHOUSE MANAGEMENT

BARRIERS & PROTECTION



ONLY
£88.73

TENSABARRIER® FACILITY POSTS

Facility Tensabarrier Barrier® Post with 3.65m of Webbing

- Red post featuring 3.65m of Red and White Chevron Webbing, Yellow post featuring 3.65m of Yellow and Black Chevron Webbing
- Perfect for indoor or outdoor use, the Facility post features a UPVC moulded base and plastic post which can be removed
- Hard wearing removable base can be walked on or driven over and will still retain its shape, making it ideal for use in warehouses, loading bays, construction sites and manufacturing facilities

Code	Webbing Design	Post Colour	Height	Width	Depth	Each
V886-MAX-21-D3	Red/White Chevron	Red	960mm	64mm	483mm	£88.73
V886-MAX-35-D4	Yellow/Black Chevron	Yellow	960mm	64mm	483mm	£88.73



FROM ONLY
£39.00

TENSABARRIER® A4 POST TOP SIGNS

Polished Chrome & Black A4 Portrait Sign Holder.

- Direct, promote and inform with a difference
- A4 portrait orientation
- Available in black or polished chrome

Code	Height	Width	Depth	Finish	Each
VTB-SHA4P-33S	297mm	210mm	80mm	Black	£39.00
VTB-SHA4P-1P	297mm	210mm	80mm	Chrome	£65.00



FROM ONLY
£652.49

HEAVY DUTY WAREHOUSE COLUMN PROTECTION

Stronger than the standard Monostrut column protector. The spring steel buffers, combined with the enclosed semi-circles, offer strong protection from fork lift trucks at low speeds.

- The feet can be turned inwards to prevent a trip hazard or damage to tyres
- Minimum size is 500mm internal diameter with heights of 610 or 1100mm as standard

Code	Height	Diameter	Each
VWARCOL1	1100mm	500mm	£652.49
VWARCOL2	1100mm	750mm	£740.49



BARRIER FROM ONLY
£28.59

TENSAZONE®

Designed to fit most standard traffic cones, the Tensacone® is a quick and effective way to restrict access. Tensacone® Kit comprising of 4 x Tensacone® Units and 4 x 750mm Road Cones, also available as an individual orange Tensacone® unit with 3.65m of Red and White Chevron Webbing.

- Available as an Orange unit with 3.65m of Red and White Chevron Webbing
- The Units have 4 way connectivity, allowing for flexibility
- Easy to use with a robust and hard wearing construction

Code	Type	Height	Width	Depth	Webbing Design	Each
VTC114-30-D3	Single Tensacone® Unit with Red/White 3.65m webbing	232mm	100mm	100mm	Red/White Chevron	£28.59
VTCKIT-30-D3	Tensacone® Kit: 4 x Tensacone® Units and 4 x H750mm Road Cones	232mm	100mm	100mm	Red/White Chevron	£148.74

Protect exposed columns and walls in areas of high warehouse traffic



ONLY
£367.99

FLEXI BOLLARDS

Flexi-bollards provide single point impact protection from vehicles of up to 5 tonnes. Rubber shock absorbers absorb much of the forces of impact, bringing savings on replacement and maintenance.

- Finished in a high visibility yellow

Code	Height	Each
VA7050	1000mm	£367.99



ONLY
£330.49

MONOSTRUT COLUMN PROTECTION

A light and economic system, which offers protection against small pallet movers at low speeds for both interior and exterior use. It can also be used to protect against air-ducts and drainpipes in a space efficient manner.

Code	Diameter	Height	Each
VMONOCOL1	400mm	610mm	£330.49



FROM ONLY
£106.99

CRASH PROTECTION POSTS

Heavy duty steel protection posts are suitable for car parks, loading bays, warehouses and protection of buildings. Pre-drilled base plates, with floor fixing included.

- 3 sizes to suit light to heavy duty applications
- Available in 3 heights 750, 915 & 1100mm
- Finished in orange for high visibility

Code	Height	Diameter	Each
VPP102	750mm	89mm	£106.99 (minimum order of 2)
VPP202	915mm	114mm	£119.99 (minimum order of 2)
VPP302	1100mm	168mm	£193.49



RACKING UPRIGHT PROTECTORS

Perfect product for reducing pallet racking damage caused by fork lift trucks. The guard is designed to hug the racking so it is very difficult to detach. Installed in seconds and requires no fixing down. It also fits all types of pallet racking.

- The high visibility colour makes the guard detectable to fork lift operatives
- Fits all types of Pallet Racking

Code	Type	Height	Width	Each
VEUA	Fits up to 87mm wide upright	600mm	125mm	£22.50
VEUB	Fits up to 100mm wide upright	600mm	140mm	£24.50
VEUC	Fits up to 120mm wide upright	600mm	160mm	£29.50

Delivery charges apply. Ask for details.

PROTECTOR
FROM ONLY
£22.50

Protect pallet racking, pedestrians, charging stations etc. from forklift damage with rack protection and safety barriers

FROM ONLY
£254.49

HEAVY DUTY STEEL BARRIERS

Designed for frequent heavy impacts at low speeds. It deflects and absorbs the impact load and returns to the original position. Available as initial and extension sections.

- All buffer supports are supplied with appropriate base plates and anchor bolts as standard
- Meet the impact requirements of BS6399
- Extensions use existing supports to create a continuous run



Code	Type	Each
VB2004	Fish tail end	£37.13
VB2005	Bull nose end (Corner section)	£91.39
VB2006	Visibility end cap	£10.20
VHDER32	3.2m Heavy Duty Rail Section with 2 Buffer Supports & all fixings	£254.49
VHDIR32	3.2m Heavy Duty Rail Section with 3 Buffer Supports & all fixings	£313.49


GUARD BARRIERS

These attractive tubular, safety barriers are ideal for protecting walkways around machinery and shelving and for defining walkways; through industrial, manufacturing and warehouse areas.

- Fully welded construction
- Powder coated high visibility yellow
- Supplied with floor fixings

Code	Type	Height	Width	Depth	Each
RBCGB9453YXX	Corner Barrier	940mm	530mm	530mm	£172.29
RBPGB8575YXX	Pillar Barrier	850mm	750mm	700mm	£197.85
RBSGB9410YXX	Short Barrier	940mm	1000mm		£154.50
RBLGB9420YXX	Long Barrier	940mm	2000mm		£202.30

FROM ONLY
£154.50



Low Level Tubular
VB3S1 & VB3L1

FROM ONLY
£186.99

Twin Channel
VBOS1 & VBOL1

Heavy Duty Rail
VB1S1 & VB1L1

LOW LEVEL STEEL BARRIERS

A range of steel safety barriers, including twin channel barrier, tubular barrier and single rail Armco barrier; suitable for car parks, loading bays, warehouses and protection of buildings.

- Designed to suit various applications and can be tailor made to your specification
- Finished in RAL 2011 Orange
- Alternative colours and finishes available, please call for more details

Code	Height	Length	Each
VB3S1	500mm	1250mm	£186.99
VB3L1	500mm	1250mm	£219.99
VBOL1	750mm	2500mm	£253.49
VBOS1	750mm	1250mm	£213.49
VB1L1	750mm	2500mm	£266.99
VB1S1	750mm	1250mm	£226.99



FROM ONLY
£207.49

STEEL BARRIERS

The unique spring steel barrier system is available in two heights - 235mm & 610mm. These are best used when defending against lighter weight pallet movers at low speeds. Deflects and absorbs the impact load and returns to the original position. Extensions use existing supports to create a continuous run.

- All buffer supports are supplied with appropriate base plates and anchor bolts as standard
- Available in initial and extension sections, standard duty 4 metre rail sections with 4 x buffer supports
- All buffer and metal barrier rails are supplied with a galvanised finish - minimal maintenance

Code	Type	Each
VB3003	Joint Section	£11.97
VB3004	Plastic End Cap	£3.67
VB3005	90° Bend Section	£74.66
VB3006	Quarter Bend Terminal Section	£59.98
VS423	Extension 4000mm Warehouse Rail Section with 3 x 235mm Buffer Supports	£207.49
VS461	Extension 4000mm Warehouse Rail Section with 3 x 610mm Buffer Supports	£233.49
VSDIR423	Initial 4000mm Warehouse Rail Section with 4 x 235mm Buffer Supports	£238.99
VSDIR461	Initial 4000mm Warehouse Rail Section with 4 x 610mm Buffer Supports	£273.49



Pillar
Barrier


Corner
Barrier

Short
Barrier

Long
Barrier

INDUSTRIAL MATTING

Our range of industrial matting products, offers a choice of flooring solutions, that can be easily incorporated into industrial and manufacturing settings, to help minimise the risk of slips, trips and falls, and to reduce the effects of fatigue on workers that have to stand to work. Choose from a selection of industrial matting options that meet the needs of different workspaces, from standard use to heavy duty.




RUBBER RIB MATS

Low cost surface covering, suitable for industrial flooring, aisle, work benches and vehicle interiors.

- 100% rubber with fine ribbed surface for sure footing and easy cleaning

Code	Type	Width	Depth	Length	Each
RR391C	Cut to Length (up to 10m)	910mm	3mm	1m	£16.18 per metre
RR691C	Cut to Length (up to 10m)	910mm	6mm	1m	£39.75 per metre
RR3122C	Cut to Length (up to 10m)	1220mm	3mm	1m	£21.59 per metre
RR6122C	Cut to Length (up to 10m)	1220mm	6mm	1m	£53.07 per metre
RR391	Roll	910mm	3mm	10m	£104.80
RR691	Roll	910mm	6mm	10m	£257.84
RR3122	Roll	1220mm	3mm	10m	£140.34
RR6122	Roll	1220mm	6mm	10m	£344.12

FROM ONLY
£16.18
PER METRE



PLUSHWAY MATS

Hard wearing, all purpose mat, for indoor normal traffic areas. Durable polypropylene fibres are heat cured into a dense vinyl base.



- Plush pile removes dirt and moisture
- Easy to clean with vacuum, extraction clean, or simply hose off

Code	Width	Thickness	Length	Each
PM2436--	600mm	7mm	900mm	£23.76
PM310--	900mm	7mm	3000mm	£103.96
PM3648--	900mm	7mm	1200mm	£47.51
PM3660--	900mm	7mm	1500mm	£59.40
PM4872--	1200mm	7mm	1800mm	£85.97
PM4896--	1200mm	7mm	2400mm	£110.88

B C NB RB HG

Please add relevant letter suffix in place of dashes when ordering specific colour

Industrial matting provides a cushioned standing surface, that reduces fatigue for those standing all day



KUMFI TOUGH MATS


Premium vinyl sponge matting for dry areas in heavy duty, industrial environments.

- Slip resistant deckplate top surface, bonded to dense sponge base for optimum worker comfort
- Yellow edge option for safety awareness

Code		Width	Thickness	Length	Each
KU2436BL		600mm	14.3mm	900mm	£58.05
KU2436BY		600mm	14.3mm	900mm	£64.57
KU3660BL		900mm	14.3mm	1500mm	£129.21
KU3660BY		900mm	14.3mm	1500mm	£143.24
KU310BL		900mm	14.3mm	3000mm	£267.08
KU310BY		900mm	14.3mm	3000mm	£289.09
KU320BL		900mm	14.3mm	6000mm	£485.42
KU320BY		900mm	14.3mm	6000mm	£525.96

Available in Black (BL) or Black and Yellow (BY)

FROM ONLY
£58.05




KUMFI PEBBLE MATS

Light-duty, industrial anti-fatigue mats, available with yellow safety borders.

- Closed cell vinyl foam with pebble surface for traction
- For use in dry areas
- Anti-trip bevel edges

Code	Type	Width	Thickness	Length	Each
KP2436BY	Mat	600mm	9.4mm	900mm	£27.04
KP310BY	Mat	900mm	9.4mm	3000mm	£101.54
KP3660BY	Mat	900mm	9.4mm	1500mm	£58.02
KP4872BY	Mat	1200mm	9.4mm	1800mm	£98.06
KP260BY	Roll	600mm	9.4mm	18.3m	£371.25
KP360BY	Roll	900mm	9.4mm	18.3m	£482.91
KP460BY	Roll	1200mm	9.4mm	18.3m	£671.45

FROM ONLY
£27.04



CUSHION LINK SOLID TOP MATS

Comfortable and safe - designed for heavy duty applications.


- Mats can be interlocked to form the mat size and shape of your choice
- Manufactured from high quality resilient rubber compounds, resistant to extreme temperatures and most chemicals

Code	Type	Width	Depth	Length	Each
CLS36BBM--	Edge Bevel - Male	55mm	19mm	910mm	£18.43
CLS36BBF--	Edge Bevel - Female	55mm	19mm	910mm	£18.43
CLS36GP	Mat	910mm	19mm	910mm	£67.99



Please add two letter suffix in place of dashes when ordering specific colour

ONLY
£67.99




DIAMOND INTERLOCK MATS

Tough, interlocking rubber mats, for simple on-site installation in dry industrial environments. Provides easy relocatable continuous lengths, suitable for medium duty use.

- Trip resistant bevels on all sides
- Deckplate design and moulded air pockets provide traction and ergonomic benefits

Code	Type	Width	Depth	Length	Each
DC2831	Centre Tile	710mm	12.7mm	790mm	£37.37
DE2831	End Tile	710mm	12.7mm	790mm	£37.37

ONLY
£37.37



INTERFLEX MATS

Traditional grid welded PVC duckboard matting, for medium duty industrial and commercial use.

- Oil, grease and chemical resistant recycled PVC, with anti-slip surface
- Connector clips for side or end joining

Code	Type	Width	Depth	Length	Each
IF24BL	Cut to Length (up to 10m)	600mm	12.5mm	1m	£62.08 per metre
IF32BL	Cut to Length (up to 10m)	800mm	12.5mm	1m	£82.07 per metre
IF39BL	Cut to Length (up to 10m)	1000mm	12.5mm	1m	£94.01 per metre
IF2433BL	10m Roll	600mm	12.5mm	10m	£380.02
IF3233BL	10m Roll	800mm	12.5mm	10m	£506.70
IF3933BL	10m Roll	1000mm	12.5mm	10m	£633.37

FROM ONLY
£62.08
PER METRE



ERGO-TRED RUBBER MATS

A versatile anti-fatigue mat, providing superb worker comfort. Manufactured from heavy duty, flexible rubber, with bevelled yellow safety edges and suction cup backing.

- Domed surface texture, designed to improve circulation and provide comfortable massaging effect.
- Suitable for heavy industrial use in dry areas

Code	Type	Width	Depth	Length	Each
ER3648	Mat	900mm	15mm	1200mm	£65.53

ONLY
£65.53

Need secure and orderly storage



Small Part Storage Cupboards

Pages 98 - 101



Containers & Louvre Panels

Pages 109 - 114



Storage Workbenches

Page 136

SPILL MANAGEMENT

Spill risks are everywhere. From leaks caused by manufacturing processes, to dropped liquids in delivery areas, accidental damage by forklift trucks, or even overfilled tanks.

Our spill control management products, provide effective solutions to protect against pollution and to tackle spill incidents.




Fast Delivery




2 Drum Hardcover

(COSHH) Regulations state that employers must have appropriate spill management measures in place, to protect those at risk



8 Drum Polyethylene



4 Drum in-Line Polyethylene



4 Drum Polyethylene

DRUM SUMP PALLETS

Secondary containment of 205 litre drums of oils for chemicals outside or inside.

- Compliant with Control of Pollution (Oil Storage) Regulations
- Robust and corrosion free
- With forklift pockets

FROM ONLY
£163.70

Code	Type	Height	Width	Depth	Weight	Each
FL-205-104	2 Drum Polyethylene	440mm	1300mm	750mm	21kg	£163.70
FL-205-105	4 Drum Polyethylene	305mm	1460mm	1460mm	34kg	£195.68
GN-205-02	4 Drum Spill Pallet Drum Ramp	300mm	1000mm	1740mm	33kg	£339.87
GN-205-01	2 Spill Pallet Drum Ramp	450mm	1000mm	2500mm	36kg	£373.48
FL-205-106	4 Drum In-Line Polyethylene	270mm	2445mm	660mm	34kg	£414.13
FL-205-107	8 Drum Polyethylene	575mm	2450mm	1450mm	113kg	£790.35
FSC4DSPFC	4 Drum Poly Frame and Cover	1870mm	1415mm	1310mm	54kg	£1,098.91
FL-205-109	4 Drum Hardcover	2110mm	1620mm	1565mm	158kg	£912.31
FL-205-108	2 Drum Hardcover	2110mm	1565mm	995mm	102kg	£1,057.59



SPILL TRAYS

For catching spills from small drums and cans in the work area.

FROM ONLY
£91.21

Code	Height	Width	Depth	Weight	Capacity	Each
FL-205-507	155mm	805mm	405mm	4.5kg	30L	£91.21
FL-205-508	175mm	1200mm	800mm	14kg	100L	£145.81

Storing Hazardous Substances?



Hazardous Substance Storage Cupboards

Pages 92 - 93



FROM
£1,798.00

DRUMBANKS

A very robust build quality drum store, that protects against the weather and theft. Fully complies to all regulations, for safe storage of 2 x 205 litre drums. Built to resist fire for 30 minutes with a raised and removable open floor.

- Fully lockable using internal 5 level heavy-duty deadlocks, serial numbered for replacement keys
- Gas struts on lid to help opening and closing

Code	Type	Height	Width	Depth	Each
DB2	2 Drum	1350mm	1350mm	900mm	£1,798.00
DB4	4 Drum	1350mm	1350mm	1250mm	£2,459.00



FROM ONLY
£112.²⁰

WHEELED BIN SPILL KITS

Spill kits contain a range of products that deal effectively and quickly with spills. Audit covers and tamper proof tape, prevent illicit use without being clearly evident.

- Maintenance: For indoor use, for non aggressive liquids and chemicals, whether oil or water based - Grey
- Oil: For all external uses, where oil needs to be absorbed without saturating the absorbent with water - White
- Chemical: For use with aggressive chemicals - Yellow

Code	Type	Capacity	Each
SK-142-102	Maintenance	120L	£112.20
SK-142-103	Maintenance	240L	£200.56
SK-142-104	Maintenance	360L	£209.24
SK-142-202	Oil	120L	£130.09
SK-142-203	Oil	240L	£187.55
SK-142-204	Oil	360L	£193.51
SK-142-302	Chemical	120L	£149.60
SK-142-303	Chemical	240L	£242.84
SK-142-304	Chemical	360L	£335.54



Fast
Delivery



FROM ONLY
£583.²⁶

WHEELED LOCKERS SPILL KITS

Large capacity mobile spill kits of oil and water based liquids. Full range of absorbents are supplied with the kit. Complies fully with BS 7959 and ISO 9001:2008 standards.

- Maintenance: For indoor use, to contain and absorb non aggressive liquids and chemicals, whether oil or water based
- Oil & Fuel: For all external uses, where oil & fuel needs to be absorbed without saturating the absorbent with water
- Chemical: For use with aggressive chemicals

Code	Type	Capacity	Each
SK-141-104	Maintenance	600L	£583.26
SK-141-204	Oil & Fuel	600L	£628.27
SK-141-304	Chemical	600L	£670.55



FROM ONLY
£24.⁶¹

HANDY BAG SPILL KITS

Contains: 1 x Clip Handle Bag Clear 60cm x 91cm, 8 x Maintenance/Oil/Chemical Pads 38cm x 50cm, 1 x Disposal bag and cable tie, 2 x Maintenance/Oil/Chemical Sock 8cm x 120cm, 1 x Kit instructions and contents list

Code	Type	Capacity	Each
SK-100-101	Maintenance	15L	£24.61
SK-100-301	Chemical	15L	£29.70
SK-100-201	Oil	15L	£24.61



FROM ONLY
£51.⁷⁶

SHOULDER BAG SPILL KITS

Contain: 1 x Shoulder Strap Bag 45cm x 65cm x 20cm, 28 x Maintenance/Oil/Chemical Pads 38cm x 50cm, 2 x Maintenance/Oil/Chemical Socks 8cm x 120cm, 1 Maintenance/Oil/Chemical Cushion 30cm x 25cm, 1 x Disposal bag and cable tie, 1 x Goggles & splash resistant, 1 x Instruction and contents sheet.

Code	Type	Capacity	Each
SK-100-104	Maintenance	50L	£51.76
SK-100-304	Chemical	50L	£66.18



FROM ONLY
£43.²⁷

CARRY BAG SPILL KITS

Contains: 1 x Yellow Cube Bag 26cm x 30cm x 40cm, 23 x Maintenance/Oil/Chemical Pads 38cm x 50cm, 3 x Maintenance/Oil/Chemical Socks 8cm x 120cm, 1 Maintenance/Oil/Chemical Cushion 30cm x 25cm, 1 x Disposal bag and cable tie, 1 pair disposable nitrile, 1 x Goggles & splash resistant gloves

Code	Type	Capacity	Each
SK-100-103	Maintenance	35L	£43.27
SK-100-303	Chemical	35L	£66.18
SK-100-203	Oil	35L	£57.70



Quantity Discounts

Call for
more info


SPILL MATE

Compact, cost-effective spill control product dispensing station.

- Easily accessible for dispensing spill absorbent
- Versatile - wall or bench mounted
- Durable metal construction

Code	Type	Each
FL-41-102	Bench Mounted	£78.20
FL-41-101	Wall Mounted	£96.03

FROM ONLY
£78.²⁰



SPILL MATE ACCESSORIES

A range of accessories for our best selling Spill Mate dispensing station (FL-41-101 & FL-41-102)

Code	Type	Width	Each
SK-08-103	Perforated Roll	300mm	£37.33
FL-41-203	Maintenance Pads	400mm	£44.96
FL-41-204	Oil Selective Pads	400mm	£44.96
SK-11-001	Industrial Wipe Roll		£56.84
FL-67-005	Gloves		£79.93

FROM ONLY
£37.³³

WAREHOUSE MANAGEMENT

SAFETY NETTING SOLUTIONS

A range of innovative safety netting solutions – the modern and improved resolution to a safer working environment for your staff and reduction in damage to stock and infrastructure.

RACKNETS™ – BACK-OF-RACK NETTING SOLUTION

The potential for a pallet to fall out of racking is increased when a pallet support system such as mesh/timber decks and pallet supports are used. RackNets™, the first comprehensive bespoke netting solution, offers the best risk reduction system available on the market today. Discover the RackNets™ range – the modern alternative to Anti-Collapse Steel Mesh at the back of racks.

- **RackNets™ 2.3** – Offers warehouse users an effective alternative to traditional steel mesh solutions, installed to contain stock (up to 50kg) falling from the rear of APR.
- **RackNets™ 3.0** – Offers warehouse users flexible and robust risk reduction for objects including pallets up to 1000kg falling from Pallet Racking.
- **RackNets™ 5.0** – Offering the same design features as RackNets 2.3 and 3.0, RackNets™ 5.0 has been developed for applications where an enhanced level of protection is required.
- **RackNets™ In-Flue Netting** – In many warehouses there is a significant risk of stock or loaded pallets being pushed through from one aisle into an adjacent aisle. RackNets™ In-Flue nets can be specified as 2.3, 3.0 and 5.0 systems, depending on the application and level of risk.



Need a specific solution?
Call to discuss your project

BESPOKE NETTING SOLUTIONS

Bespoke safety netting solutions are designed and manufactured to meet all your safety requirements – ensuring you are getting the right safety solution at the best price.

We are able to offer a variety of net solutions, including:

- Bespoke Conveyor Catch Net systems - prevent product falling from conveyors
- onto pedestrians.
- Warehouse Divider Nets - prevent stock falling into walkways onto pedestrians.



10m EASY-FIT PACKAGE ONLY
£99.95

MEZZNETS™

MezzNets™ mezzanine floor safety netting creates a barrier between the edge of the mezzanine and the ground below, preventing stock falling between the railings and potentially injuring employees.

MezzNets™ are made from high-tenacity polypropylene which is lightweight, incredibly strong and almost impossible to damage during normal operation. They require no special tools to fit and can be affixed to new installations or retro-fitted.

Benefits:

- Creates a safer working environment for your staff and helps protect stock
- 2.3mm high-tenacity and durable polypropylene stitched cord – other grades of net available on request
- Removable and cleanable
- Choice of either blue or black netting

Code	Type	Each
MEZZNET10	10m easy-fit package	£99.95

Warehouse racking solutions




Longspan Shelving Systems

Pages 36 - 41



Pallet Racking

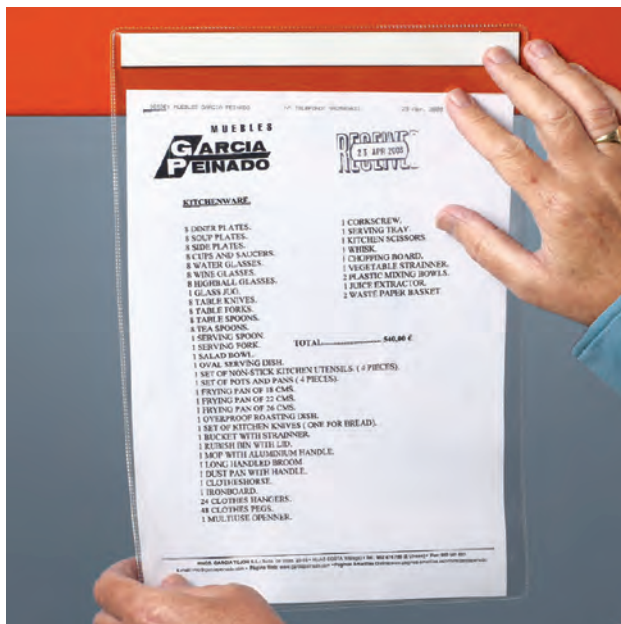
Pages 42 - 45



Cantilever Racking

Page 46

DOCUMENT POCKETS & FRAMES



MAGNETIC CLEAR DOCUMENT POCKETS

Industrial document pockets with welded edges are ideal for when documentation needs to be kept clean, or simply for control of fast moving stock. These magnetic document pockets can be reused and relocated.

- Magnetic along top edge
- Horizontal or vertical

Code	Layout	Height	Width	Quantity	Each
MP1122/10	DL	110mm	215mm	10	£26.40
MP1111/10	Square	110mm	110mm	10	£21.30
MP3H/10	A3 Horizontal	316mm	436mm	10	£58.80
MP3V/10	A3 Vertical	436mm	316mm	10	£58.80
MP4H/10	A4 Horizontal	215mm	310mm	10	£27.90
MP4V/10	A4 Vertical	310mm	220mm	10	£27.90
MP5H/10	A5 Horizontal	155mm	230mm	10	£22.80
MP5V/10	A5 Vertical	215mm	160mm	10	£22.80
MP6H/10	A6 Horizontal	110mm	155mm	10	£21.90
MP6V/10	A6 Vertical	150mm	110mm	10	£21.90
MP7H/100	A7 Horizontal	60mm	110mm	100	£77.40

FROM ONLY
£21.30



SELF-ADHESIVE CLEAR DOCUMENT POCKETS

Self-adhesive document pockets are great for use in more permanent locations.

- Self Adhesive - top and bottom edge (AP7H/100 Top Only)
- Horizontal or vertical

Code	Layout	Height	Width	Quantity	Each
AP1122/10	DL	110mm	215mm	10	£25.50
AP1111/10	Square	110mm	110mm	10	£18.00
AP3H/10	A3 Horizontal	316mm	436mm	10	£53.10
AP3V/10	A3 Vertical	436mm	316mm	10	£53.10
AP4H/10	A4 Horizontal	215mm	310mm	10	£19.20
AP4V/10	A4 Vertical	310mm	220mm	10	£19.20
AP5H/10	A5 Horizontal	155mm	230mm	10	£15.90
AP5V/10	A5 Vertical	215mm	160mm	10	£15.90
AP6H/10	A6 Horizontal	110mm	155mm	10	£21.30
AP6V/10	A6 Vertical	150mm	110mm	10	£21.30
AP7H/100	A7 Horizontal	60mm	110mm	100	£58.50

FROM ONLY
£15.90



COLOURED DOCUMENT POCKETS

Make your display and important documentation stand out with these coloured document pockets. The pockets which are available in 5 colours will help transform plain noticeboards into a bold information centre perfect for 5S and Lean management systems.

- Industrial quality coloured document pockets
- Tie-on straps secures around a maximum diameter of 60mm
- Helps protect and highlight your important messages

Code	Type	Layout	Height	Width	Each
CAP5V-	Self-Adhesive	A5 - Vertical	215mm	160mm	£18.30
CAP5H-	Self-Adhesive	A5 - Horizontal	115mm	230mm	£18.30
CAP4V-	Self-Adhesive	A4 - Vertical	310mm	220mm	£21.60
CAP4H-	Self-Adhesive	A4 - Horizontal	215mm	310mm	£21.60
CTP5V-	Tie-on	A5 - Vertical	215mm	160mm	£19.80
CTP5H-	Tie-on	A5 - Horizontal	115mm	230mm	£19.80
CTP4V-	Tie-on	A4 - Vertical	310mm	220mm	£23.40
CTP4H-	Tie-on	A4 - Horizontal	215mm	310mm	£23.40
CMP5V-	Magnetic	A5 - Vertical	215mm	160mm	£25.80
CMP5H-	Magnetic	A5 - Horizontal	115mm	230mm	£25.80
CMP4V-	Magnetic	A4 - Vertical	310mm	220mm	£31.80
CMP4H-	Magnetic	A4 - Horizontal	215mm	310mm	£31.80



Please add relevant suffix in place of dash when ordering specific colour, mixed pack comes with 2 of each colour (2x Blue, Red, Green, Yellow and Black)



Self-Adhesive Backing



Magnetic Backing



Tie-on

WAREHOUSE ID & LABELLING

DOCUMENT POCKETS & FRAMES



DOCUMENT HOLDING FRAMES

The Frame4Docs design allows for easy insertion and removal of documents without the necessity of moving the frame. However if required, simply lift and relocate your document at will.

- Come in packs of 10 - available in 5 colours
- The magnetic frames have very strong pull forces and can be applied to any flat steel surface without the use of nails and pins that could possibly damage the fixing surface
- To fit A2, A3, A4 & A5 Documents

FROM ONLY
£45.60

Code	Type	Height	Width	Each
SFD5-/10	A5 Self-Adhesive	240mm	180mm	£45.60
MFD5-/10	A5 Magnetic	240mm	180mm	£46.80
SFD4-/10	A4 Self-Adhesive	330mm	240mm	£56.70
MFD4-/10	A4 Magnetic	330mm	240mm	£58.50
SFD3-/10	A3 Self-Adhesive	450mm	330mm	£87.00
MFD3-/10	A3 Magnetic	450mm	330mm	£89.40
SFD2-/10	A2 Self-Adhesive	625mm	450mm	£141.00
MFD2-/10	A2 Magnetic	625mm	450mm	£144.00

B R G Y BK MIX

Please add relevant suffix in place of dash when ordering specific colour, mixed pack comes with 2 of each colour (2x Blue, Red, Green, Yellow and Black)




Self-Adhesive Backing



Magnetic Backing



A2 - Ideal for Health & Safety Posters



CHEVRON DOCUMENT HOLDING FRAMES

Frames4docs are a unique range of colour coded frames designed for easy and prominent document display for all types of literature, certificates and information. The magnetic Frames4docs have very strong pull forces and can be applied to any flat steel surface. The design allows for easy insertion and removal of documents without the necessity of moving the frame.

- Available in hazard/chevron style colours red/white, green/white and black/yellow

Code	Type	Height	Width	Colour	Quantity	Each
MFD4--/10	Magnetic	330mm	240mm	Black/Yellow	10	£58.50
SFD4--/10	Self-Adhesive	330mm	240mm	Black/Yellow	10	£56.70

RW GW BY

Please add two letter suffix in place of dashes when ordering specific colour

FROM ONLY
£56.70



BLS5



BLS2



BLS3



BLS4



BLS6



BLS7



BLS8



LOAD NOTICES

Seven semi-rigid weight loading notices, detailing the procedures for the maintenance of racking structures. The illustration allows for maximum shelf and bay load weights, to be labelled, or written in with a permanent marker pen, plus installation details and reference numbers.

FROM ONLY
£10.81

- These hi-impact notices allow for relevant information pertaining to the safe load limits and can be supplied blank or printed with black text at no extra charge
- BLS1-BLS5 are manufactured from durable PVC, BLS6 & BLS7 are 1.5mm Thick white rigid styrene
- Notices are in line with the latest health & safety recommendations

Code	Notice Type	Layout	Height	Width	Each
BLS7	Shelving Structures	Horizontal	215mm	220mm	£10.81
BLS1	Shelving Structures	Vertical	356mm	254mm	£13.20
BLS2	Cantilever Racking	Vertical	356mm	254mm	£13.20
BLS3	Drive Through Racking	Vertical	356mm	254mm	£13.20
BLS4	Mezzanine Floor	Horizontal	210mm	295mm	£13.20
BLS5	Pallet Racking	Vertical	470mm	350mm	£15.91
BLS6	Pallet Racking	Horizontal	297mm	420mm	£16.20
BLS8	Carton Live Racking	Vertical	356mm	254mm	£13.50




RACKING SELF ASSESSMENT CHARTS

The racking self assessment chart is perfect to help aid efficiency and time management with daily checks to ensure your racking is safe and complying to regulations. Charts non-adhesive backing allows the chart to be mounted to various surfaces with a method of your choice.

- Aids regular inspection checks of your racking
- Laminated surface

Code	Type	Height	Width	Each
RSA1	Rack Self Assessment	900mm	690mm	£24.01

ONLY
£24.01



AISLE MARKERS



FLAT AISLE MARKERS

End of aisle identification markers available in various sizes and designs for instant product and aisle locating. Bespoke markers can be manufactured incorporating directional arrows, logos and entry/no entry symbols.

- Markers in white or yellow, (AM4 only available in yellow) please confirm colour and digits required when ordering
- Supplied pre-drilled unless stated
- Price includes number of digits as stated



FROM ONLY
£6.96

Code	Type (up to)	Height	Width	Each
AM1	3 Digits	95mm	160mm	£6.96
AM2/1	1 Digit	220mm	270mm	£9.78
AM2/2	2 Digits	220mm	270mm	£13.51
AM3X/1	1 Digit	300mm	300mm	£10.81
AM3X/2	2 Digits	300mm	300mm	£14.99
AM4	1 Digit	660mm	343mm	£20.39
AM3/1	1 Digit	220mm	450mm	£10.81
AM3/2	2 Digits	220mm	450mm	£14.99
AM3/3	3 Digits	220mm	450mm	£18.90
AM6/1	1 Digit	600mm	600mm	£48.90
AM6/2	2 Digits	600mm	600mm	£76.19

Please note: Code AM4 only available in Yellow



SELF-ADHESIVE & MAGNETIC BAY MARKERS

Individual self-adhesive characters are sold separately, please order marker and character, specifying the characters required.

FROM ONLY
£16.96

Code	Type	Height	Width	Each
BA1	Self-adhesive 1 Digit	260mm	167mm	£16.96
BM1	Magnetic 1 Digit	260mm	167mm	£16.96
BA2	Self-adhesive 2 Digit	260mm	310mm	£24.29
BM2	Magnetic 2 Digit	260mm	310mm	£24.29

WAREHOUSE ID & LABELLING

Provide clear, high visibility marking of aisle and bay locations



AM1T



AM1F

FROM ONLY
£7.44



ANGLED AISLE MARKERS

Highly visible angled aisle markers are available with either magnetic or self-adhesive fixings.

- Markers in white or yellow, please confirm colour and digits required
- Supplied pre-drilled unless stated
- Magnetic marker is suitable for cold-store warehouses

Code	Type	Height	Width	Each
AM1F	Self-Adhesive Flange - up to 3 digits	95mm	130mm	£7.44
AM1FM	Magnetic Flange - up to 3 digits	95mm	130mm	£7.74
AM1T	Self-Adhesive Angled Aisle Marker - up to 3 digits	95mm	130mm	£11.70
AM1TM	Magnetic Angled Aisle Marker - up to 3 digits	95mm	130mm	£13.20



BM1



BA1



BA2

BM2



SELF-ADHESIVE VINYL LABELS - INDIVIDUAL LETTERS & NUMBERS

These self-adhesive numbers and letters are printed, black on yellow or black on white, ensuring high visibility identification. Simple to apply, they can be quickly removed and leave no residue.

- They are suitable for a variety of uses throughout the warehouse including labelling of shelves, racking, bins and other areas
- They are also suitable for use in the office for labelling files or bin numbering
- 8 sizes supplied as individual cards of numbers or letters

SHEETS
FROM ONLY
£1.05

Code	Height	Width	Quantity	Characters per sheet	Each
F1-	9.5mm	6mm	1 Sheet	168	£1.05
F2-	12.5mm	8.5mm	1 Sheet	90	£1.05
F3-	19mm	14mm	1 Sheet	36	£1.05
F4-	38mm	21mm	1 Sheet	12	£1.05
F5-	56mm	21mm	1 Sheet	12	£1.45
F6-	90mm	38mm	1 Sheet	6	£1.99
F7-	130mm	45mm	1 Sheet	5	£2.58
F8-	230mm	140mm	1 Sheet	1	£2.58

Please Note: When ordering individual letters or numbers please replace the dash with any letter from A to Z or any number from 0 to 9 of your choice at the end of the code e.g. F1T for letter T or F16 number 6



MAGNETIC NUMBERS & LETTERS

Magnetic tiles supplied on die-cut A4 sheets as a combination of mixed alpha or numeric digits. Suitable for adherence to any steel surface.

- Available in White and Yellow
- Two tile heights, either 43mm with 39mm high digit or 23mm with a 17mm high digit
- Letters are A to Z and Numbers are 0 to 9

Code	Type	Height	Each
M23MIX-L	Letters	23mm	£19.80
M43MIX-L	Letters	43mm	£19.80
M23MIX-N	Numbers	23mm	£19.80
M43MIX-N	Numbers	43mm	£19.80



Please add one letter suffix in place of dash when ordering specific colour

ONLY
£19.80



TICKET HOLDERS



Helps you create an effective workplace recycling programme



SELF-ADHESIVE VINYL LETTERS (A-Z)

- 8 sizes supplied in complete packs of letters from A to Z
- Letters or numbers are printed in black on yellow or white background ensuring high visibility identification. White background available in sizes F1 up to F6.
 - Easy peel-off self adhesive application leaving no residue
 - Supplied on sheets of identical characters

Code	Height	Width	Quantity	Each
F1-A-Z	9.5mm	6mm	Set of 26 Sheets	£27.39
F2-A-Z	12.5mm	8.5mm	Set of 26 Sheets	£27.39
F3-A-Z	19mm	14mm	Set of 26 Sheets	£27.39
F4-A-Z	38mm	21mm	Set of 26 Sheets	£27.39
F5-A-Z	56mm	21mm	Set of 26 Sheets	£37.26
F6-A-Z	90mm	38mm	Set of 26 Sheets	£51.49
F7-A-Z	130mm	45mm	Set of 26 Sheets	£67.26
F8-A-Z	230mm	140mm	Set of 26 Sheets	£67.26

Please note: When ordering please specify if you require yellow or black background

FROM ONLY
£27.39



SELF-ADHESIVE VINYL NUMBERS (0-9)

- 8 sizes supplied in complete packs of letters from 0 to 9
- Letters or numbers are printed in black on yellow or white background ensuring high visibility identification
 - Easy peel-off self adhesive application leaving no residue
 - Supplied on sheets of identical characters

Code	Height	Width	Quantity	Each
F1-0-9	9.5mm	6mm	Set of 10 Sheets	£10.53
F2-0-9	12.5mm	8.5mm	Set of 10 Sheets	£10.53
F3-0-9	19mm	14mm	Set of 10 Sheets	£10.53
F4-0-9	38mm	21mm	Set of 10 Sheets	£10.53
F5-0-9	56mm	21mm	Set of 10 Sheets	£14.27
F6-0-9	90mm	38mm	Set of 10 Sheets	£19.83
F7-0-9	130mm	45mm	Set of 10 Sheets	£25.86
F8-0-9	230mm	140mm	Set of 10 Sheets	£25.86

Please note: When ordering please specify if you require yellow or black background

PACKS FROM ONLY
£10.53



MAGNETIC TICKET HOLDERS

- Clear plastic ticket holders offer the flexibility to change locations quickly with use of magnetic backing or for a more permanent locations adhesive backing can be used.
- Front pulls forward for card to be inserted
 - Quick and easy to update
 - Supplied with white card inserts

Code	Height	Width	Pack Quantity	Each
TS210M	25mm	100mm	100	£76.50
TS220M	25mm	200mm	50	£60.60
TS25M/10	25mm	1000mm	10	£53.39
TS310M	38mm	100mm	100	£80.70
TS320M	38mm	200mm	50	£65.40
TS38M/10	38mm	1000mm	10	£59.70
TS510M	54mm	100mm	100	£96.00
TS520M	54mm	200mm	50	£96.00
TS54M/10	54mm	1000mm	10	£84.30
TS810M	80mm	100mm	100	£104.39
TS820M	80mm	200mm	50	£94.51
TS80M/10	80mm	1000mm	10	£88.20




Magnetic strip runs along the back of the plastic holder

SELF-ADHESIVE TICKET HOLDERS

- Clear plastic ticket holders allow bar codes can be scanned without removing insert. Self-adhesive ticket holders are great for permanent locations.

Code	Height	Width	Pack Quantity	Each
TS210	25mm	100mm	100	£43.80
TS220	25mm	200mm	50	£41.70
TS25/10	25mm	1000mm	10	£34.50
TS25/20	25mm	2000mm	10	£51.00
TS310	38mm	100mm	100	£47.39
TS320	38mm	200mm	50	£44.70
TS38/10	38mm	1000mm	10	£39.60
TS38/20	38mm	2000mm	10	£59.40
TS510	54mm	100mm	100	£65.40
TS520	54mm	200mm	50	£59.40
TS54/10	54mm	1000mm	10	£56.71
TS54/20	54mm	2000mm	10	£96.00
TS810	80mm	100mm	100	£71.40
TS820	80mm	200mm	50	£65.99
TS80/10	80mm	1000mm	10	£61.81
TS80/20	80mm	2000mm	10	£113.40



Self adhesive strip runs along the back of the plastic holder

MAGNETIC LABELS

Ideal for stock and material identification in warehouses, stockrooms, factories and workshops



WAREHOUSE INFORMATION LABELS

Self adhesive or magnetic maximum uniformly distributed load labels printed to order with text of your choice. Highly visible black on yellow or white backgrounds.

- Printed with the text of your choice in black on yellow or white background, available in magnetic or self adhesive
- Your text can run to two lines on the 70mm and 90mm deep labels
- Please state text required at point of order & please note a minimum order value of £25.00 applies to this product range

LABELS FROM ONLY
£0.99

Code	Type	Height	Width	Each
BL23-	Self-Adhesive	25mm	200mm	£0.99
BL53-	Self-Adhesive	50mm	300mm	£1.53
BL73-	Self-Adhesive	70mm	300mm	£2.25
BL93-	Self-Adhesive	90mm	300mm	£2.73
BL23M-	Magnetic	25mm	200mm	£1.56
BL53M-	Magnetic	50mm	300mm	£2.99
BL73M-	Magnetic	70mm	300mm	£3.98
BL93M-	Magnetic	90mm	300mm	£4.98



Please add one letter suffix in place of dash when ordering specific colour



LABEL HOLDERS

Magnetic label holders are ideal for applications where regular changes are required, easier and quicker to move than adhesive backed holders.

Label holders offer an instant identification for steel racking and shelving

- Magnetic and self-adhesive label holders are supplied in pre-cut lengths, special sizes can be supplied on request
- Each holder is supplied with white card inserts and a cover strip
- Suitable for use in cold stores
- Magnetic holders are brown and self-adhesive are white

FROM ONLY
£31.50

Code	Type	Height	Width	Pack Quantity	Each
AL1/10	Self-Adhesive	15mm	1000mm	10	£31.50
AL18	Self-Adhesive	15mm	80mm	100	£40.50
AL3/10	Self-Adhesive	30mm	1000mm	10	£42.90
AL38	Self-Adhesive	30mm	80mm	100	£55.20
AL5/10	Self-Adhesive	50mm	1000mm	10	£50.40
AL58	Self-Adhesive	50mm	80mm	100	£68.10
ML18	Magnetic	15mm	80mm	100	£33.30
ML28X	Magnetic	20mm	80mm	100	£37.80
ML28	Magnetic	25mm	80mm	100	£40.80
ML38	Magnetic	30mm	80mm	100	£45.30
ML48	Magnetic	40mm	80mm	100	£59.70
ML58	Magnetic	50mm	80mm	100	£73.80
ML610	Magnetic	60mm	100mm	100	£85.20
ML620	Magnetic	60mm	200mm	50	£83.70
ML710	Magnetic	70mm	100mm	100	£102.00
ML720	Magnetic	70mm	200mm	50	£99.90
ML820	Magnetic	80mm	200mm	50	£114.00




MAGNETIC LABEL HOLDERS - LONG LENGTH

These magnetic holders are manufactured at 500mm widths making them ideal to go across the full width of the shelf.

- Quicker and easier to use when there are lots of labels required
- Can be cut to size if required with scissors
- Come in packs of 20

FROM ONLY
£42.90

Code	Height	Width	Each
ML150	15mm	500mm	£42.90
ML250	25mm	500mm	£51.00
ML250X	20mm	500mm	£47.40
ML350	30mm	500mm	£55.80
ML450	40mm	500mm	£69.90
ML550	50mm	500mm	£90.00



FROM ONLY
£28.20

MAGNETIC LABEL HOLDER - ROLLS

These economical rolls of magnetic holders are available in 5, 10 and 50m long rolls which can simply be cut to size. Supplied with white card inserts and a cover strip.

- Instant identification for steel racking and shelving
- Easy to update & cut to size



Code	Height	Length	Each
MLR1	15mm	50m	£141.00
MLR2X	20mm	50m	£156.00
MLR2	25mm	50m	£165.00
MLR3/5	30mm	5m	£28.20
MLR3/10	30mm	10m	£55.80
MLR3	30mm	50m	£174.00
MLR4/5	40mm	5m	£36.90
MLR4/10	40mm	10m	£73.20
MLR4	40mm	50m	£204.00
MLR5/5	50mm	5m	£45.30
MLR5/10	50mm	10m	£90.00
MLR5	50mm	50m	£243.00

MAGNETIC LABELS



EASY WIPE MAGNETIC RACKING STRIPS

Magnetic Easy Wipe Racking Strips stick to any steel surface, but removes instantly if need be.


- Six colour options:- White, Black, Yellow, Red, Blue or Green
- 10m in length
- Only use Wet Wipe Marker Pens

Code	Height	Each
MSR1-	10mm	£12.90
MSR15-	15mm	£18.30
MSR2-	20mm	£22.20
MSR25-	25mm	£26.40
MSR3-	30mm	£30.00
MSR4-	40mm	£37.20
MSR5-	50mm	£45.90
MSR6-	60mm	£46.50
MSR7-	70mm	£53.70
MSR8-	80mm	£57.60
MSR9-	90mm	£61.80
MSR10-	100mm	£67.20

B G R W Y BK

Please add relevant suffix in place of dash when ordering specific colour

FROM ONLY
£12.90



**WIDE RANGE OF
OPTIONS**
TAPES ARE AVAILABLE
IN A RANGE OF
COLOURS AND WIDTHS




EASY WIPE WET WIPE MARKER PENS

Our black Marker Pen is unlike most marker pens due to its unique Wet Wipe quality. Most pens of this type are either permanent or wipe off, whereas this ink, once dried, needs a damp cloth for it to be removed. Using permanent ink removes the benefit of having reusable label and using a pen with removable ink means that the text can be removed by accident by someone touching the label as they pass.



ONLY
£20.40

Code	Colour	Quantity	Each
PB/10	Black	10	£20.40



MAGNETIC SELF-ADHESIVE STRIPS

Magnetic strip is supplied in four widths, each backed with a strong permanent self-adhesive for mounting items onto steel surfaces. This magnetic strip is ideal for many jobs in the factory or warehouse, eliminating the need for drilling or other methods of fixing.

- Locates on any steel surface
- Eliminate the need for drilling
- Foam adhesive is perfect for slightly uneven surfaces

Code	Type	Width	Length	Finish	Each
MSSA/20	Roll	20mm	10m	Foam Adhesive	£35.40
MSSA/25	Roll	25mm	10m	Foam Adhesive	£43.20
MSSA/50	Roll	50mm	10m	Foam Adhesive	£55.20
MSSA/13	Roll	13mm	30m	Premium Adhesive	£66.30

FROM ONLY
£35.40



EASY WIPE MAGNETIC LOCATION MARKERS

White faced magnetic markers can be added to any steel surface.

- Easily written on with wet wipe on/off pens (Order VPB10)
- Come in packs of 100
- LM219 Comes in packs of 10

Code	Height	Width	Each
LM219	90mm	210mm	£17.40
LM28	20mm	80mm	£21.90
LM38	30mm	80mm	£28.50
LM58	50mm	80mm	£42.00
LM1015	100mm	150mm	£111.00

FROM ONLY
£17.40




MAGNETIC WRAP-AROUND POCKETS

Designed for mesh cages/roll pallets

- 3 sizes available
- Magnetic looped header
- Special flap provides documents with protection from the elements

Code	Height	Width	Quantity	Each
WRP6H/10	105mm	210mm	10	£31.50
WRP5H/10	148mm	210mm	10	£34.80
WRP4V/10	297mm	210mm	10	£42.30
WRP6H/50	105mm	210mm	50	£132.59
WRP5H/50	148mm	210mm	50	£148.80
WRP4V/50	297mm	210mm	50	£183.60

FROM ONLY
£31.50



WAREHOUSE SAFETY SIGNS

A warehouse can be one of the most hazardous working environments around, with a potentially lethal blend of moving plant, heavy items and staff, all sharing the same space.

Safety signs have a vital role to play in communicating safety information to minimise the risk of an accident occurring and can relay across a clear message that is universally understood.

Safety signs can be drilled for permanent application.



Fast
Delivery



WAREHOUSE SAFETY SIGNAGE

Health and safety is an issue that is impossible to ignore and while it seems you can hardly go anywhere without seeing a sign of some sort.

- To make your warehouse or any place of work safer, we offer many site safety signs. Some relate to specific machinery, such as forklifts, while others offer security or safety advice.
- Can be drilled for permanent application

FROM ONLY
£1.98

Code	Type	Height	Width	Quantity	Each
13201K	No Admittance To Unauthorised Personnel	300mm	400mm	5	£20.99
14215K	Caution Forklift Trucks Operating	300mm	400mm	5	£20.99
24236A	Caution Very Hot Water	75mm	100mm	1	£1.98
15012G	Use Ear Protectors	100mm	300mm	1	£5.57
15201G	Protective Footwear Must Be Worn	100mm	300mm	1	£5.57
15003G	Eye Protection Must Be Worn	100mm	300mm	1	£5.57
15428G	Pedestrians Must Use This Route	100mm	300mm	1	£5.57
15452G	High Visibility Jackets Must Be Worn	100mm	300mm	1	£5.57
15413G	Sound Horn Drive Slowly	100mm	300mm	1	£5.57



13201K



14215K



24236A



15012G



15201G



15003G



15428G



15452G



15413G

Delivering the right pallet racking solution for your business

All pallet racking systems need to be designed to accommodate the type of handling equipment used and the load capacity required.


We can work with you and advise you every step of the way to ensure you have the pallet racking solution you require.

We will help you select the right type of racking dependent on the following considerations:-

- The type of goods you store
- The amount of floor space available for the racking installation
- The speed of throughput
- The type of handling equipment used

We understand that each client comes with different requirements and this is why we work closely with you to design the system that works best for you and provides you with optimum storage that is both manageable and cost-effective.

We are on hand to be able to advise you on the best type of pallet racking to meet your needs based on your individual business model and the existing handling equipment and facilities you have.



Pages 50 - 54

WAREHOUSE FLOOR LABELLING



FROM ONLY
£14.46

- Mark block stack pallet areas quickly and effectively
- Designed to withstand rigours of warehouse traffic
- Suitable for clean dry flat surfaces

Code	Type	Height	Width	Quantity	Each
FS/T--	T	200mm	300mm	10	£14.46
FS/F--	F	300mm	100mm	5 Left - 5 Right	£14.46
FS/L--	L	200mm	200mm	10	£14.46
FS/C--	Cross (+)	300mm	300mm	10	£21.00
FS/O--	Circle (O)	90mm	90mm	100	£33.15
FS/A--	A	90mm	90mm	100	£33.15



Please add two letter suffix in place of dashes when ordering specific colour



FROM ONLY
£31.79

- Available in 2 Insert sizes A4 (H210mm x W295mm) and DL size (H99mm x W210mm)
- Choice of 5 stand out colours - Mixed option contains 2 of each of the following colours; Blue, Black, Green, Red and Yellow, excluding Black and Yellow

Code	Type	Height	Width	Each
FF4-/10	A4	310mm	400mm	£54.00
FF4BY/10	A4	310mm	400mm	£62.70
FFDL-/10	DL	200mm	310mm	£31.79
FFDLBY/10	DL	200mm	310mm	£39.00



Please add relevant suffix in place of dash when ordering specific colour, Black and Yellow is not included in the mix pack



These high-visibility graphic floor signs are printed on the underside of a clear PVC film, then laminated on the back surface with a tough permanent adhesive, making them not only ideal for the floor but also for use on walls or anywhere a sign is required.

- Permanent adhesive
- Graphic printed on underside of clear PVC film
- Designed to withstand rigours of warehouse traffic

Code	Width	Each
FM--	430mm	£19.50

Please replace dashes in code with relevant digits from 01 to 38 as shown above the images, to the right, when ordering.
E.g. code FM01 would be for Directional Arrow with No Text



INTERNAL & EXTERNAL BINS

Designs and solutions for use in commercial buildings & offices, schools, colleges, universities and variety of internal public areas.



Fast
Delivery

Suitable for all working environments



FROM ONLY
£85.84

PLASTIC FREE STANDING SACK HOLDERS

All plastic pedal operated hands free sack holders are great for all environments as they do not rust or dent and all plastic construction allows for easy maintenance and cleaning.

- Available in two sizes and a choice of coloured lids
- Fitted with wheels for ease of moving and soft closing lids as standard
- Manufactured from ABS, PVC and Polyethylene

Code	Height	Width	Depth	Capacity	Each
SH45--	590mm	440mm	455mm	45L	£85.84
SH65--	790mm	440mm	455mm	65L	£92.61

WH BL GN RD BK YE

Please add two letter suffix in place of dashes when ordering specific colour



FROM ONLY
£105.95

STEEL FIRE RETARDANT SACK HOLDERS

Steel fixed body hands free pedal operated sack holders, epoxy powder coated. All units fitted with elasticated retaining cord.

- Approved to current NHS fire and safety regulations
- Painted white as standard

Code	Height	Width	Depth	Capacity	Each
FRSH20--	620mm	250mm	330mm	20L	£105.95
FRSH50--	640mm	410mm	400mm	50L	£130.19
FRSH70--	810mm	410mm	400mm	70L	£134.64

WH YE

Please add two letter suffix in place of dashes when ordering specific colour



FROM ONLY
£135.90

PLASTIC FIRE RETARDANT SACK HOLDERS

These sack holders are hands free pedal operated and are fitted with removable bodies for ease of cleaning. Available in two sizes, with a choice of coloured lids.

- Come fitted with 2 wheels and soft closing lids as standard
- Fitted with a plastic bag retention ring
- Tested to HTM0503 and conforms to NHS HTM WM0701 for colour coded waste management

Code	Height	Width	Depth	Capacity	Each
FSH45--	590mm	440mm	455mm	45L	£135.90
FSH65--	790mm	440mm	455mm	65L	£146.47

WH BL GN GR RD BK YE OR

Please add two letter suffix in place of dashes when ordering specific colour



ONLY
£81.50

STEEL FREE STANDING SACK HOLDERS

80 Litre metal frame only sack holder, available in three finishes - white, blue and yellow. These sack holders were specifically designed for the hospital market but are also ideal for catering and industrial use.

- Pedal operation for easy waste disposal
- Fitted with wheels for ease of use
- Grab cord holds bag in place

Code	Height	Width	Depth	Capacity	Each
FSMEDSH--	850mm	430mm	360mm	80L	£81.50

WH BL YE

Please add two letter suffix in place of dashes when ordering specific colour

Safe handling & movement



Trailers

Page 146



Hand Pallet Trucks

Page 149



Roll Cages

Page 151

INTERNAL & EXTERNAL BINS



SELF-ASSEMBLY STEEL SACK HOLDERS

Pedal operated steel sack holder, requires self assembly.

- Easy to assemble
- Epoxy powder coated
- Fitted with bag cord

ONLY
£62.00

Code	Height	Width	Depth	Capacity	Each
FSMEDSHSELF	810mm	430mm	440mm	80L	£62.00



WALL MOUNTED SACK HOLDERS

Metal wall mounted sack holder

- Wall mounted located
- Easy to clean
- Grab cord holds bag in place

ONLY
£50.06

Code	Height	Width	Depth	Each
WMRECTWH	125mm	430mm	440mm	£50.06



2 WHEELED BINS

Wheeled Bins for industrial and domestic uses are available in 5 sizes and a choice of colours. All manufactured to meet British manufacturing standards constructed from high density polyethylene, resistant to extreme temperatures and tough external conditions.

- Manufactured from polyethylene to EN 840 standard
- Lightweight yet robust construction
- Resistant to weather conditions and UV rays

Code	Height	Width	Depth	Capacity	Each
FL-143-120--	940mm	550mm	470mm	120L	£42.87
FL-143-140--	940mm	550mm	470mm	140L	£49.91
FL-143-240--	1000mm	600mm	730mm	240L	£51.64
FL-143-360--	1112mm	585mm	880mm	360L	£83.87



Please add two letter suffix in place of dashes when ordering specific colour



ECONOMY MONARCH LITTER BINS

The Monarch is a simple, value for money open-top litter bin, suitable for a range of internal and external situations.

- The Monarch includes a sack retention belt to hold a plastic sack
- Ideal for school playground or outdoors areas
- Easy clean surface finish

ONLY
£114.19

Code	Height	Width	Depth	Capacity	Each
808367G2N25--	810mm	500mm	500mm	144L	£114.19



Please add two letter suffix in place of dashes when ordering specific colour



4 WHEELED BINS

Wheeled Bins for industrial and domestic uses. All manufactured to meet British manufacturing standards constructed from high density polyethylene, resistant to extreme temperatures and tough external conditions.

- Available in 5 colours: Blue, Grey, Green, Red & Yellow
- Reinforced hinges and ergonomic side handles
- Two central wheel locks

Code	Height	Width	Capacity	Each
FL-143-660--	1213mm	780mm	660L	£248.80
FL-143-770--	1365mm	776mm	770L	£260.73
FL-143-1100--	1075mm	1450mm	1100L	£296.51



Please add two letter suffix in place of dashes when ordering specific colour



Lid with paper slot



Bottle bank lid with rubber baffle



Drop front



4 WHEELED BIN ACCESSORIES

A wide range of accessories for our 4 wheeled bins.

Code	Type	Each
FL-143-103	Bottle Bank Lid with Paper Slot	£5.35
FL-143-105	Bottle Bank Lid with Rubber Baffle	£15.53
FL-143-107	Bottle Bank Lid with Brushes	£23.68
FL-143-101	Drop Front	£74.45
FL-143-102	Tow Bar	£184.29



HERITAGE SQUARE HOODED LITTER BINS

Litter bins suitable for a range of external environments.

- 4 apertures providing all round access
- Double skinned throughout for exceptional all round strength
- Diagonal hinged door for easy access, no lifting required

ONLY
£332.48

Code	Height	Width	Depth	Capacity	Each
817051G2	1118mm	579mm	579mm	110L	£332.48



HEXAGON SHAPED LITTER BINS

Hexagon shape litter bins are available in three sizes. They are moulded from durable polyethylene and have a lift off lid for easy access with a patented "grabbag" design, large enough to be used in busy areas.

FROM ONLY
£117.33

Code	Height	Width	Depth	Capacity	Each
HEX115	737mm	510mm	440mm	115L	£117.33
HEX170	787mm	635mm	560mm	170L	£183.86
HEX185	1065mm	635mm	560mm	185L	£189.60



Helenus



Hector



Ajax



ROUND & SQUARE WOOD EFFECT WASTE BINS

Heavy duty Round and Square and Oval waste bins are made from powder coated steel with plastic wood effect slats and galvanised liner. Oval bin is available with two compartments separated with a hood, ideal for recycling as it's supplied with recycling plaques.

- Round bin has 1 (H110 x W210mm) throw in opening
- Square bin has 4 (H110 x W210mm) openings on each side
- Ground fixing bolts available

Code	Height	Width	Depth	Capacity	Each
HELENUS	755mm	400mm	400mm	33L	£252.10
HECTOR	810mm	350mm	350mm	36L	£252.10
AJAX	1000mm	700mm	400mm	2 x 39L	£395.01

Please note: Carrier charge may apply on AJAX range, please call for more info



WALL MOUNTED ASHBINS

Wall mounted steel ashbins with galvanised steel inner and lock. Easy to empty, simply drop down front when emptying.

- Available with a powder coated steel black/ grey or matt 304 stainless steel finish, both are easy to keep clean
- 304 stainless steel offers higher durability and sustainability and excellent levels of corrosion resistance

ONLY
£28.67

Code	Height	Width	Depth	Capacity	Each
SMOKEWMASH--	320mm	260mm	80mm	2L	£28.67

GR SS



CIRCULAR WALL MOUNTED ASHTRAYS

Circular wall mounted ashtrays are made of galvanised steel with epoxy powder coated zintec making them suitable for external use.

- Comes complete with bracket and fixing kit
- 0.5L holds around 150 butts, 1.5L holds around 450 butts

FROM ONLY
£20.20

Code	Height	Width	Capacity	Each
AT101BK	130mm	100mm	0.5L (150 butts)	£20.20
AT102--	160mm	160mm	1.5L (450 butts)	£26.90

AT301ALU



AT291DGRY



TUBULAR WALL MOUNTED ASHTRAYS

Robust steel construction ashtray with epoxy powder coated zintec is ideal for external use whilst the rust resistant aluminium construction is recommended for seaside locations. Both are fitted with keylock.

- One litre capacity (will hold estimated 300+/- butts) & Two litre capacity (will hold estimated 600+/- butts)
- Stainless Steel snuff plate

FROM ONLY
£85.60

Code	Height	Width	Capacity	Each
AT291DGRY	500mm	110mm	1L	£85.60
AT301ALU	480mm	80mm	2L	£90.40

RECYCLING BINS & SACKS

Waste management problems are easily solved with our range of recycling bins & rack sacks.

An extensive range of bins for schools, offices and other venues. Whether you are looking for durability or trying to reduce your company's carbon footprint we offer a wide range to suit your needs.

The rack sack has been developed so that it will not take up valuable warehouse space. Also available for trolleys and cages as recycling sacks, ideal for retail and warehouse use.



Helps you create an effective workplace recycling programme



FROM ONLY
£14.39



LIFT TOP RECYCLING BINS

Lift top recycling bins come in two sizes 25 and 50L and four coloured lids, with a range of stickers to identify the different recycling options.

- Commercial grade plastic easy wipe down
- Easy lift lid secures contents
- Lid secures bag in place

Code	Height	Width	Depth	Capacity	Each
WM25---	510mm	190mm	400mm	25L	£14.39
WM50---	510mm	400mm	400mm	50L	£20.16

BLU GRN RED YEL

Please add three letter suffix in place of dashes when ordering specific colour



FROM ONLY
£23.77



OPEN TOP RECYCLING BINS

These 30 and 50L open top recycling bins are suitable for all waste and come with colour coded lids and a range of stickers to identify a variety of recycling options.

- Easy to clean and are made from commercial grade plastic
- Suitable for both business and home environments

Code	Height	Width	Depth	Capacity	Each
RECY30--	415mm	410mm	320mm	30L	£23.77
RECY50--	620mm	410mm	320mm	50L	£27.46

RD BL DG GR BK YE

Please add relevant letter suffix in place of dashes when ordering specific colour



MIDI ENVIROBINS

The Midi Envirobin from is a 82L capacity recycling bin ideally suited for internal office recycling.

- Slimline, compact and space saving design
- Ergonomic design perfectly suited to modern contemporary office environments
- Use individually at desk side or in a group

FROM ONLY
£145.88

Code	Type	Height	Width	Depth	Capacity	Each
8172011B	Plastic Bottles	866mm	302mm	541mm	82L	£145.88
8172051	Mixed Recycling	866mm	302mm	541mm	82L	£145.88
817201	Paper	866mm	302mm	541mm	82L	£145.88
817202	Confidential Paper	866mm	302mm	541mm	82L	£157.81

Please note: signage kits attached to all the bins is an optional extra



MINI ENVIROBINS

The 55L Envirobins are small office recycling bins for internal recycling use.

- Slimline, compact and space saving design
- Ideal for low volume waste recycling
- Use individually at desk side or in a group

FROM ONLY
£101.05

Code	Type	Height	Width	Depth	Capacity	Each
8169111B	Plastic Bottles	660mm	302mm	523mm	55L	£101.05
8169111P	Paper	660mm	302mm	523mm	55L	£101.05
8169111C	Aluminium Cans	660mm	302mm	523mm	55L	£101.05
816912	Confidential Paper	660mm	302mm	523mm	55L	£108.21

100 LITRE ENVIROBINS

The Envirobin 100 is a space saving office recycling bin which is a popular classic used by countless customers worldwide.

- 100L capacity is ideal for recycling in numerous internal locations
- Sack retaining feature for discreet fitting of refuse bag
- Use individually or in a group

ONLY
£162.85

Code	Type	Height	Width	Depth	Capacity	Each
811551000	Paper	803mm	445mm	445mm	100L	£162.85
811551060	Mixed Recycling	803mm	445mm	445mm	100L	£162.85
811551041	Bottles	803mm	445mm	445mm	100L	£162.85
811551021	Aluminium Cans	803mm	445mm	445mm	100L	£162.85
811551	Flip Top	899mm	445mm	445mm	100L	£162.85

Please note: signage kits attached to all the bins is an optional extra



FROM ONLY
£67.90



NOVELTY RECYCLING BINS

Novelty Recycling made from strong & durable polyethylene material bins are designed to appeal to the younger environmentalist and are ideal for use in schools and nurseries.

- Smaller size and funny faces encourage children to feed the recycling bins with recyclable waste
- Robust yet easy to handle with wipe clean surface and clear visual recycle labels
- Wrap colour compliant with interchangeable lids

Code	Height	Width	Depth	Capacity	Each
818803-	507mm	425mm	425mm	41L	£67.90
818802-	608mm	425mm	425mm	52L	£71.08
818801-	710mm	425mm	425mm	62L	£74.26

B C P R W

Please add one letter suffix in place of dash when ordering for specific recycling use (Plastic Bottles-B, Aluminium Cans-C, Paper-P, Mixed Recycling-R, General Waste-W)



MAXI ENVIROBINS

The 140L Envirobin follows the same styling as the Envirobin family in a large capacity unit suitable for both internal and external situations.

- Excellent strength and stability is provided by the double skin construction and integral ballast compartment
- Slam shut door with 4 strong latch points
- Double skin moulding throughout for exceptional strength

FROM ONLY
£276.56

Code	Type	Height	Width	Depth	Capacity	Each
8169221	Plastic Bottles	1220mm	550mm	615mm	140L	£276.56
8169261	Mixed Recycling	1220mm	550mm	615mm	140L	£276.56
8169241	Paper	1220mm	550mm	615mm	140L	£276.56
8169242	Confidential Paper	1220mm	550mm	615mm	140L	£286.86

Please note: signage kits attached to all the bins is an optional extra



RECYCLING RACKSACKS

The Racksack is designed for most racking and shelving systems between 900mm and 1100mm. The Racksack has been thoughtfully developed so that it will not intrude into valuable warehouse space. When hung it has a large open mouth to easily receive waste, yet its tapered design enables it to hardly encroach into the floor area.

- Three strong handles are woven into the edge of the sack, one on each side for carrying and one on the base, so that the sack can be easily tilted from the base and emptied
- Can be hung over or hooked onto any substrate
- Made from tough waterproof polyester



RACK SACK
FROM ONLY
£24.01

Code	Type	Quantity	Height	Width	Capacity	Each
RSB1	Blue	1	1000mm	920mm	160L	£24.01
RSB5	Blue	5	1000mm	920mm	160L	£110.70
RSB10	Blue	10	1000mm	920mm	160L	£203.69
RSG1	Green	1	1000mm	920mm	160L	£24.01
RSG5	Green	5	1000mm	920mm	160L	£110.70
RSG10	Green	10	1000mm	920mm	160L	£203.69

Please add relevant letters at the end of the code as stated under the image when ordering, e.g. RSB1GW would be for Blue 1 Qty Racksack for General Waste, RSG1GW would be for Green 1 Qty Racksack for General Waste.



RECYCLING TROLLEY SACKS

Keep your picking area clean and tidy as you go by fitting these recycling sacks to the trolley. Not only do you keep unwanted waste materials off the floor but you also help segregate waste. Made from tough waterproof polyester, these single or double pocket trolley sacks can adequately withstand rigorous industrial environments.

- Ideal for hooking onto handles of picking trolleys up to 580mm wide or can be secured via eyelets in other locations
- Double Pocket Sack: Upper pocket - H600mm x W600mm
- Lower pocket - H500mm x W600mm



SACKS FROM
ONLY
£16.50

Code	Type	Quantity	Height	Width	Capacity	Each
T1B/1	Single Pocket	1	750mm	600mm	50L	£16.50
T1B/5	Single Pocket	5	750mm	600mm	50L	£80.70
T1B/10	Single Pocket	10	750mm	600mm	50L	£160.50
T2B/1	Double Pocket	1	750mm	600mm	Combined 73L	£21.90
T2B/5	Double Pocket	5	750mm	600mm	Combined 73L	£104.70
T2B/10	Double Pocket	10	750mm	600mm	Combined 73L	£209.10



FROM ONLY
£29.70

RECYCLING ROLL CAGE SACKS

Ideal for use on 800mm wide roll cages. Made from tough waterproof polyester, large capacity twin pocket sacks can adequately withstand rigorous industrial environments. Fits either by hooking over the sides or can also be secured via eyelets in the top corners.

- Velcro straps help secure the middle of the sack
- Capacity: Upper pocket - 108L
- Lower pocket - 95L



Code	Quantity	Height	Width	Capacity	Each
C2B/1	1	1300mm	880mm	Combined 200L	£29.70
C2B/5	5	1300mm	880mm	Combined 200L	£142.80
C2B/10	10	1300mm	880mm	Combined 200L	£285.00

WINTER MAINTENANCE

Winter maintenance is vital for daily operations and workplace safety.

Be prepared for all winter weather and stock up on snow clearing equipment to keep your business operational during the winter months.



Fast
Delivery



FROM ONLY
£64.66

60 LITRE GRIT BINS

Manufactured from tough, medium density UV stabilised polyethylene.

Code	Height	Width	Length	Capacity	Each
VRW0020--	475mm	500mm	470mm	60L (75kg of salt)	£64.66
VRW0020Y-SS*	475mm	500mm	470mm	60L (75kg of salt)	£70.68
VRW0020FG-SS*	475mm	500mm	470mm	60L (75kg of salt)	£70.68

Y LMG FG

Please add relevant letter suffix in place of dashes when ordering specific colour
*Kits comes with 25kg of salt and a small scoop.

Be prepared, don't get caught out when winter arrives. Ideal for Public & Commercial spaces



GRIT BINS

Manufactured from tough, medium density UV stabilised polyethylene, will not discolour or deteriorate. Yellow bins available from stock

- Hinged lid - protects grit/salt from the elements
- Grit bins can hold 125kg to 500kg of salt depending on capacity size
- 200L bin has 1 x hasp and staple fitting and 400L bin has 2 x hasp and staple fittings, for 115L bin 1 x hasp and staple fitting available as optional extra

FROM ONLY
£80.37

Code	Height	Width	Length	Capacity	Each
VRW0021	605mm	474mm	800mm	115L (125kg of salt)	£80.37
VRW0001Y	710mm	750mm	720mm	200L (250kg of salt)	£123.78
VRW0002Y	710mm	750mm	1260mm	400L (500kg of salt)	£175.49



FROM ONLY
£97.00

STACKABLE GRIT BINS

Bins are nestable so ideal for space saving storage and ease of transportation.

- Up to 14 bins per pallet for space saving storage and easy of transportation (14 x 200L on a pallet or 9 x 350L)
- Hinged lid - protects grit/salt from the elements
- Ideal for roadside storage, car parks and company premises.

Code	Height	Width	Length	Capacity	Each
VRW0005Y	720mm	520mm	1020mm	200L (250kg of salt)	£97.00
VRW0006Y	750mm	725mm	1200mm	350L (437kg of salt)	£128.74



SALT & GRIT SPREADERS

Heavy duty spreader is specifically designed for use with rock salt or grit. Unlike many other salt spreaders our high output model has a high flow rate means salt/grit doesn't clog up in the hopper.

- 29kg capacity with a 2.5 to 3.5m spread and adjustable flow rate
- Designed for brown rock salt using a heavy-duty rotation system to prevent jamming
- Supplied pre-assembled

ONLY
£175.99



Code	Weight	Each
VHD2040	29kg	£175.99



PUSH ALONG SNOW PLOUGHS

This bi-directional snow plough makes it simple and easy to clear your driveway and sidewalks in half the time with half the effort needed for conventional shovelling.

- V-blade design allows snow to easily slide off either side of the blade
- Adjustable blade from 0 degrees to 30 degrees of left hand sweep, allowing snow to easily slide off the blade
- Easily adjustable on a 50mm pitch with 6 adjustments using fly nut and bolt

FROM ONLY
£79.90



Code	Type	Width	Each
VHSP-1	Adjustable Wide	955mm	£86.43
VHSP-2	Adjustable	500mm	£79.90
VHSP-3	V Blade	900mm	£110.90
VHSP-4	Adjustable Heavy Duty	1000mm	£266.73

SITE SAFETY

These products offer a range of solutions for warehouse management and safety, such as convex mirrors that help reduce traffic accidents and security incidents by offering clear viewpoints where vision is restricted.

Storage cages are great for securely storing many types of items, ranging from cast cylinders, oil drums to general warehouse equipment. As part of the health and safety regulations, it is a requirement for employers to provide a First Aid kit within a place of work. We have a comprehensive HSE compliant range available to ensure that you meet the required regulations.



Fast
Delivery



EMERGENCY KEY BOXES

Emergency Key Box constructed from steel, with a break glass front panel. Ideal way to help ensure that access to the most important keys can be restricted to prevent anyone unauthorised from getting hold of them.

- Designed to hold a key for emergency use
- The vibrant red of the cases means they can be easily identified when the user is in a hurry
- Dimensions: H153mm x W120mm x D40mm

Code	Type	Each
VEK0	Glass Fronted With Seal And Hammer	£22.51
VEK1A	Glass Fronted With Cylinder Lock	£22.51
VEK1AWH	With Cylinder Lock and Hammer	£29.74
VEK1SFA	Solid Fronted With Cylinder Lock	£22.51

FROM ONLY
£22.51



MIRRORS
FROM ONLY
£53.55

SAFETY & SECURITY MIRRORS

Convex mirrors are used indoors in offices, shops, libraries, schools and warehouse, and outdoors as traffic mirrors at concealed driveways and yards. Convex mirrors enable greater vision of blind spots and concealed areas.

- Act an anti-theft deterrent in shops to reduce the risk of shoplifting
- Shatter resistant acrylic face with a protective vinyl edging

Code	Type	Diameter	Viewing Distance	Each
VM18021A	Indoor Mirror	300mm	5	£53.55
VM18036A	Indoor Mirror	400mm	7	£59.32
VM18040A	Indoor Mirror	500mm	8	£77.46
VM18057A	Indoor Mirror	600mm	10	£96.42
VM18036JP	Indoor/Outdoor Mirror	400mm	7	£79.92
VM18056JP	Indoor/Outdoor Mirror	600mm	10	£128.54
VM18330A	Indoor Mirror - Rectangular H400mm	600mm	13	£112.89
VM21121	Mirror U Bolt Fitting Kit 60mm Pole			£16.56
VM21122	Mirror U Bolt Fitting Kit 75mm Pole			£21.43

Designed for the safe storage of gas cylinders, but secure and robust construction makes them great for storing tools and chemicals.



COLLAPSIBLE GAS CAGE

A robust versatile security cage designed for safely storing gas cylinders or expensive equipment. Flat-pack, one-piece unit that is easily erected in minutes.

- Folds down to 180mm high when not in use with no removable parts
- Galvanised to sustain all weather conditions
- 2 padlock points for increased security

Code	Height	Width	Depth	Weight	Each
TC1.2	1800mm	1200mm	1200mm	120kg	£983.00

ONLY
£983.00



FROM ONLY
£464.00


GORILLA MODULAR GAS CAGES

Unique modular bolt-together gas cage allows the cage to be erected quickly and it can be made to any required size. Heavy-duty construction using 30mm box section and 3mm wire mesh maximises the strength and durability of the product.

- Great for a fixed installation requirement providing extra security and stability
- Has the facility for bolting the cages down to the ground
- Can be easily dismantled when not in use and stored away neatly as individual panels

Code	Height	Width	Depth	Each
GGC1	900mm	1000mm	500mm	£464.00
GGC3	1800mm	900mm	500mm	£641.00
GGC5	1800mm	900mm	900mm	£679.00
GGC6	1800mm	1200mm	1200mm	£810.00
GGC7	1800mm	1800mm	900mm	£897.00
GGC8	1800mm	1800mm	1200mm	£1,063.00
GGC9	1800mm	1800mm	1800mm	£1,125.00
GGC4	1200mm	1200mm	1200mm	£712.00

SITE SAFETY & FIRST AID



112145

112155

112165

112175



12003L



12004L



12007L



12008L



FIRE SIGNS

All workplaces should be clearly labelled with fire signs, fire exit signs and fire route signs as per health and safety requirements and all non-automatic fire fighting equipment has to have appropriate sign for identification.

- Rigid plastic for durability
- Can be drilled for permanent application

Code	Type	Height	Width	Each
112145	Water Extinguisher Identification	200mm	75mm	£6.51
112165	Dry Powder Extinguisher Identification	200mm	75mm	£6.51
112175	Co2 Extinguisher Identification	200mm	75mm	£6.51
112155	AFFF Extinguisher Identification	200mm	75mm	£6.51
12003L	Fire Exit - Arrow Left	150mm	80mm	£14.96
12004L	Fire Exit - Arrow Right	150mm	450mm	£14.96
12007L	Fire Exit - Arrow Up	150mm	450mm	£14.96
12008L	Fire Exit - Arrow Down	150mm	450mm	£14.96
11606F	Fire Exit Keep Clear	200mm	200mm	£12.23
11610B	Fire Door Keep Shut	80mm	80mm	£3.55



11610B

FIRE SIGNS
FROM ONLY
£3.55



ONLY
£1325.00

DEFIBRILLATOR

Trusted technology, proven simplicity... Because life matters! The iPAD SP1 has innovative features and uses advanced technology to save precious seconds when every second counts.

- Robust one-piece design
- Simple switch from adult to child mode
- Dual adult/child electrode pads
- Ambient noise detector
- CPR detection & metronome

DF/401	£1,325.00
--------	------------------

BURNS KITS

A complete solution for your workplace's first aid/burn needs. Available, stocked to health and safety regulations.

- Includes a quick release fixing bracket
- When mounted on bracket, the lid also doubles as a self supporting work surface when open
- Adjustable kit shelves for easy organisation

Code	Burn Dressing (S)	Burn Dressing (M)	Burn Dressing (L)	Hand Burn Bag	500ml Saline Solution	Each
BU/045	2	2	1	2	2	£49.95

ONLY
£49.95



BURN CLING FILM PLASTIC DISPENSER AND FILM

Cling film dispenser that allows quick and easy film access to help burn victims. Comes empty. A roll of 100m medical grade Burn Kling cling film for the treatment of scalds and burns.

- Widely used for burn treatment by ambulance and hospital services
- Aids the application of Burn Kling cling film

Code	Description	Colour	Length	Each
BU/060	Dispenser	White		£21.95
BU/061	Film		100m	£3.95



DISPOSABLE COMPRESS ICE PACK

The SP Ice Pack gives fast and effective essential cold treatment for tendon injuries, inflammation, knocks, sprains, strains, bruises and swellings. So easy anyone can do it.

- Instant cold compress for any emergency treatment
- Instantly activated
- No refrigeration required

Code	Pack Size	Each
PH/020	1	£1.00



EYE WASH

Plastic wall mountable eye wash holder

- Holds 2 x sterile eye wash solution - 500ml
- Solution ready to use
- Twist off plastic lid

Code	500ml	Each
CL/032	x2	£14.95



NITRILE GLOVES

Blue non-sterile latex free examination gloves.

Code	Size	Quantity	Box
DP/246	Small	200	£8.95
DP/247	Medium	200	£8.95
DP/248	Large	200	£8.95
DP/249	X Large	200	£8.95



FIRST AID



ONLY
£7.80

ACCIDENT BOOK

BI 510 2012 Edition by HSE. DWP has now revised The Accident Book following advice from the Data Protection Agency, and passed the responsibility for production of the new-style book to the Health & Safety Executive.

- Each book is individually shrink wrapped and contains a leaflet offering basic health and safety advice, along with details of some of the more general titles published by HSE Books

Code	Cover	Pages	Each
BO/086	Softback	50	£7.80



HEALTH & SAFETY LAW POSTER

Employers have a legal duty under the Health and Safety Information for Employees Regulations (HSIER) to display the approved poster in a prominent position in each workplace.

- Completely redesigned to make them more readable and colourful
- Certified for authenticity with an embedded hologram
- Manufactured using biodegradable material

Code	Size	Dimensions	Each
TR/950	A2	595 x 415mm	£14.95
TR/959	A3	420 x 297mm	£11.99

DISINFECTANT SURFACE WIPES

Re-Sealable drum of Disinfectant Wipes.

- Soaked in hard surface disinfectant
- Suitable for hospitals, surgery's, nursing homes and laboratories



Code	Wipes	Each
CL/005SP	x100	£5.95

ALCOHOL HAND RUB

Alcohol hand gels are becoming increasingly common place because of their broad antimicrobial activity.

- Includes a rehydrating system that protects the skin from dryness and irritation
- Conforms to EN1500, EN12054 and EN13704 (C. difficile)



Code	Size	Each
CL/112	500ml	£3.95

MEDICAL SPILL KITS

Single application biohazard spillage kit. Contained in an Yellow ABS carry case. Each kits contains 6 packs.

- Scoop and hazard bag included
- Protects the user and reduces the risk of cross contamination
- Supplied with disinfectant spray



Code	6 Packs which contain	Each
CL/029	100ml Haz-Tab Granules, 4 x Mini Haz-Tab Tablets, Latex Gloves, Plastic Apron, Paper Towels, Scoop / Scraper, Dispo-Bag, Instructions	£34.95

BS 8599-1 compliant first aid kits for the workplace

WORKPLACE FIRST AID KIT REFILLS

Refill for kits below

- BS 8599 Compliant

Code	Size	Each
FA/1011	Small	£14.95
FA/1012	Medium	£23.95
FA/1013	Large	£30.95



WORKPLACE FIRST AID KITS

The Workplace First Aid Kits are suitable for up to 100 people in a low risk environments and up to 25 people in a high risk environments.

FROM ONLY
£19.95

- BS 8599-1 Compliant
- Come with a wall hanging bracket and contain a guidance card
- All kits come with a face shield, shears and micropore tape

Code		Contents	Each
FA/1001	Small	1 x Steroply Conforming Bandage, 2 x Non Sterile Non Woven Triangular Bandage, 1 x Foil Space Blanket - Silver, 1 x General First Aid Guidance Card, 1 x Burnshield Dressing 10cm x 10cm, 20 x Alcohol Free Wipe in Foil Sachet, 6 x SP Purple Nitrile Examination Gloves - Large, 2 x No 7 Sterile Finger Dressing, 2 x Eye Pad Sterile HSE Dressing Flow Wrap, 4 x Medium Sterile HSE Dressing Flow Wrap, 1 x Large Sterile HSE Dressing Flow Wrap, 2 x 20 Assorted Waterproof Plasters, 1 x Micropore Low Allergy Tape, 1 x Vent-Aid Mouth-To-Mouth Resuscitation Face Shield, 1 x TufCut Paramedic Shears, 1 x Safety Pins, Assorted - Bunch of 6	£19.95
FA/1002	Medium	2 x Steroply Conforming Bandage, 2 x Non Sterile Non Woven Triangular Bandage, 2 x Foil Space Blanket - Silver, 1 x General First Aid Guidance Card, 2 x Burnshield Dressing 10cm x 10cm, 30 x Alcohol Free Wipe in Foil Sachet, 9 x SP Purple Nitrile Examination Gloves - Large, 3 x No 7 Sterile Finger Dressing, 3 x Eye Pad Sterile HSE Dressing Flow Wrap, 6 x Medium Sterile HSE Dressing Flow Wrap, 2 x Large Sterile HSE Dressing Flow Wrap, 3 x 20 Assorted Waterproof Plasters, 1 x Micropore Low Allergy Tape, 1 x Vent-Aid Mouth-To-Mouth Resuscitation Face Shield, 1 x TufCut Paramedic Shears, 2 x Safety Pins, Assorted - Bunch of 6	£28.95
FA/1003	Large	2 x Steroply Conforming Bandage, 4 x Non Sterile Non Woven Triangular Bandage, 3 x Foil Space Blanket - Silver, 1 x General First Aid Guidance Card, 2 x Burnshield Dressing 10cm x 10cm, 40 x Alcohol Free Wipe in Foil Sachet, 12 x SP Purple Nitrile Examination Gloves - Large, 4 x No 7 Sterile Finger Dressing, 4 x Eye Pad Sterile HSE Dressing Flow Wrap, 8 x Medium Sterile HSE Dressing Flow Wrap, 2 x Large Sterile HSE Dressing Flow Wrap, 5 x 20 Assorted Waterproof Plasters, 1 x Micropore Low Allergy Tape, 2 x Vent-Aid Mouth-To-Mouth Resuscitation Face Shield, 1 x TufCut Paramedic Shears, 4 x Safety Pins, Assorted - Bunch of 6	£36.95

CATERING FIRST AID KITS

This Catering First Aid Kit contains blue detectable items ensuring compliance with food hygiene standards after administering first aid in a commercial kitchen or food manufacturing environment. Blue plasters are visually and electromagnetically detectable.

- BS-8599-2 Compliant

FROM ONLY
£19.95



Code	Size	Contents	Each
FA/1001C	Small	1 x Steroply Conform Bandage Elasticated Bandage, 2 x Non Sterile Non Woven Triangular Bandage, 1 x SP Silver Foil Emergency Space Blanket, 1 x General First Aid Guidance Card, 1 x Burnshield Hydrojel Dressing, 20 x Sterile Saline Wound Cleansing Wipes, 1 x Pair of Nitrile Exam Glove X-Large, 2 x SP No7 Sterile Finger Dressing, 2 x Eye Pad Sterile HSE Dressing, 4 x Medium Sterile HSE Dressing 12cm x 12cm, 1 x Large Sterile HSE Dressing, 1 x Microporous Low Allergy ReliTap, 40 x Sterocheef Blue Assorted Plasters, 1 x Vent-Aid MTM Resus Face Shield, 1 x Tuf Cut Paramedic Shears, 1 x Bunch of 6 x Assorted Safety Pins	£19.95
FA/1002C	Medium	2 x Steroply Conform Bandage Elasticated Bandage, 3 x Non Sterile Non Woven Triangular Bandage, 1 x SP Silver Foil Emergency Space Blanket, 1 x General First Aid Guidance Card, 2 x Burnshield Hydrojel Dressing, 30 x Alcohol Free Wipe in Foil Sachet, 9 x Pair of Nitrile Exam Glove X-Large, 3 x SP No7 Sterile Finger Dressing, 3 x Eye Pad Sterile HSE Dressing, 6 x Medium Sterile HSE Dressing 12cm x 12cm, 2 x Large Sterile HSE Dressing, 1 x Microporous Low Allergy ReliTap, 3 x 20 Sterocheef Blue Assorted Plasters, 1 x Vent-Aid MTM Resus Face Shield, 1 x Tuf Cut Paramedic Shears, 2 x Bunch of 6 x Assorted Safety Pins	£28.95
FA/1003C	Large	2 x Steroply Conform Bandage Elasticated Bandage, 4 x Non Sterile Non Woven Triangular Bandage, 3 x SP Silver Foil Emergency Space Blanket, 1 x General First Aid Guidance Card, 2 x Burnshield Hydrojel Dressing, 40 x Alcohol Free Wipe in Foil Sachet, 12 x Pair of Nitrile Exam Glove X-Large, 4 x SP No7 Sterile Finger Dressing, 4 x Eye Pad Sterile HSE Dressing, 8 x Medium Sterile HSE Dressing 12cm x 12cm, 2 x Large Sterile HSE Dressing, 1 x Microporous Low Allergy ReliTap, 5 x 20 Sterocheef Blue Assorted Plasters, 2 x Vent-Aid MTM Resus Face Shield, 1 x Tuf Cut Paramedic Shears, 4 x Bunch of 6 x Assorted Safety Pins	£36.95

SAFETY FOOTWEAR

TracerLite

Tracerlite industrial boots are designed specifically for safety, speed and agility whilst still maintaining premium comfort.

Tracerlite puts a huge emphasis on using lightweight materials throughout the build of the shoe. The Full Grain Leather and Midsole components are among the lightest on the market.

All boots feature slip resistant soles and have an antibacterial cushioning pad in the forefoot and heel to provide all day comfort.

PREMIUM quality , high performance, safety footwear

ECOLITE BAMBOO SOCKS

Built for comfort and made to fit, Ecolite Bamboo Socks are manufactured from ultra fine Bamboo fibre, with superior wicking ability and anti-bacterial properties Ecolite Bamboo Socks eliminate foot odour promoting good foot health.

- Bamboo fibre construction
- Superior wicking promotes foot health
- Natural anti-bacterial fabric which eliminates foot odour



Code	Size	Each
PF/700/1114	11 - 14	£10.99
PF/700/610	6 - 10	£10.99



ONLY £97.99

TRACERLITE FULL LEATHER COMPOSITE SAFETY TOE BOOTS

The Tracerlite 8" Full Leather Composite Safety Toe Boot with an anti penetration plate sole and inside. Built for performance, the Tracerlite Tactical 8" boot offers a slip and oil resistant carbon rubber outsole which has been temperature rated to 180C.

- Come with a free pair of Ecolite Socks
- Water resistant with an anti penetration plate sole
- Medial side YKK circular zip

Code	Size (UK)	Height	Weight	Each
PF/1005P/105	10.5	8"	740g	£97.99
PF/1005P/12	12	8"	740g	£97.99
PF/1005P/13	13	8"	740g	£97.99
PF/1005P/14	14	8"	740g	£97.99
PF/1005P/3	3	8"	740g	£97.99
PF/1005P/4	4	8"	740g	£97.99
PF/1005P/5	5	8"	740g	£97.99
PF/1005P/6	6	8"	740g	£97.99
PF/1005P/7	7	8"	740g	£97.99
PF/1005P/7.5	7.5	8"	740g	£97.99
PF/1005P/8	8	8"	740g	£97.99
PF/1005P/8.5	8.5	8"	740g	£97.99
PF/1005P/9	9	8"	740g	£97.99
PF/1005P/9.5	9.5	8"	740g	£97.99



ONLY £71.99

TRACERLITE FULL LEATHER BOOTS WITH INSIDE ZIP

The Tracerlite Full Leather Boots with inside zip are manufactured completely using full grain leather with a breathable cambrelle moisture wicking lining.

- Come with a free pair of Ecolite Socks
- Water resistant with a reinforced toe box
- Thermoplastic heel counter

Code	Size (UK)	Height	Weight	Each
PF/1004/10	10	8"	648g	£71.99
PF/1004/10.5	10.5	8"	648g	£71.99
PF/1004/11	11	8"	648g	£71.99
PF/1004/12	12	8"	648g	£71.99
PF/1004/13	13	8"	648g	£71.99
PF/1004/14	14	8"	648g	£71.99
PF/1004/3	3	8"	648g	£71.99
PF/1004/4	4	8"	648g	£71.99
PF/1004/5	5	8"	648g	£71.99
PF/1004/6	6	8"	648g	£71.99
PF/1004/7	7	8"	648g	£71.99
PF/1004/7.5	7.5	8"	648g	£71.99
PF/1004/8	8	8"	648g	£71.99
PF/1004/8.5	8.5	8"	648g	£71.99
PF/1004/9	9	8"	648g	£71.99
PF/1004/9.5	9.5	8"	648g	£71.99

Access items safely at height



Steps & Ladders

Pages 142 - 143



ONLY £61.99

TRACERLITE FULL LEATHER COMPOSITE SAFETY TOE BOOTS

The Tracerlite 6" Full Leather Composite Safety Toe Boot is SATRA tested and environmentally approved. Tracerlite Tactical boots are designed and developed to offer comfortable support and exceptional durability for the professional person.

- Come with a free pair of Ecolite Socks
- Water resistant and cut with driver comfort in mind
- Embossed rustproof hardware with a thermoplastic heel counter

Code	Size (UK)	Height	Weight	Each
PF/1009/105	10.5	6"	638g	£61.99
PF/1009/11	11	6"	638g	£61.99
PF/1009/12	12	6"	638g	£61.99
PF/1009/13	13	6"	638g	£61.99
PF/1009/14	14	6"	638g	£61.99
PF/1009/3	3	6"	638g	£61.99
PF/1009/4	4	6"	638g	£61.99
PF/1009/5	5	6"	638g	£61.99
PF/1009/6	6	6"	638g	£61.99
PF/1009/7	7	6"	638g	£61.99
PF/1009/7.5	7.5	6"	638g	£61.99
PF/1009/8	8	6"	638g	£61.99
PF/1009/8.5	8.5	6"	638g	£61.99
PF/1009/9	9	6"	638g	£61.99
PF/1009/9.5	9.5	6"	638g	£61.99



ONLY £81.99

TRACERLITE FULL LEATHER COMPOSITE SAFETY TOE BUMP CAP BOOTS

The Tracerlite 8" Full Leather Composite Safety Toe Boot - with Toe Bump Cap & Inside Zip is SATRA tested and environmentally approved. To assist in a quick response time specially designed YKK medial side zippers ensure maximum performance and durability allowing you to remove and put on the boots in just a few seconds.

- Come with a free pair of Ecolite Socks
- Water resistant with breathable lining
- Composite safety toe with a thermoplastic heel counter

Code	Size (UK)	Height	Weight	Each
PF/1006/105	10.5	8"	710g	£81.99
PF/1006/12	12	8"	710g	£81.99
PF/1006/14	14	8"	710g	£81.99
PF/1006/3	3	8"	710g	£81.99
PF/1006/7	7	8"	710g	£81.99
PF/1006/7.5	7.5	8"	710g	£81.99
PF/1006/8	8	8"	710g	£81.99
PF/1006/8.5	8.5	8"	710g	£81.99
PF/1006/9	9	8"	710g	£81.99
PF/1006/9.5	9.5	8"	710g	£81.99

SAFETY WEAR



ONLY
£56.99

TRACERLITE LEATHER/CORDURA BOOTS WITH SIDE ZIP

The Tracerlite 8" Leather/Cordura with an anti penetration plate sole and side zip is a tactical boot tested and certified to EN ISO 20347:2004 and AS/NZS 2210.05.2009 standards for occupational footwear, manufactured using full grain leather incorporating a teflon coated 1680 denier ballistic nylon mesh upper with a breathable cambrelle moisture wicking lining.

- Come with a free pair of Ecolite Socks
- Water resistant with an anti penetration plate sole
- Full grain leather with 1680 Denier ballistic nylon mesh upper

Code	Size (UK)	Height	Weight	Each
PF/1002P/10	10	8"	568g	£56.99
PF/1002P/105	10.5	8"	568g	£56.99
PF/1002P/11	11	8"	568g	£56.99
PF/1002P/12	12	8"	568g	£56.99
PF/1002P/13	13	8"	568g	£56.99
PF/1002P/14	14	8"	568g	£56.99
PF/1002P/3	3	8"	568g	£56.99
PF/1002P/35	3.5	8"	568g	£56.99
PF/1002P/4	4	8"	568g	£56.99
PF/1002P/45	4.5	8"	568g	£56.99
PF/1002P/5	5	8"	568g	£56.99
PF/1002P/55	5.5	8"	568g	£56.99
PF/1002P/6	6	8"	568g	£56.99
PF/1002P/65	6.5	8"	568g	£56.99
PF/1002P/7	7	8"	568g	£56.99
PF/1002P/75	7.5	8"	568g	£56.99
PF/1002P/8	8	8"	568g	£56.99
PF/1002P/85	8.5	8"	568g	£56.99
PF/1002P/9	9	8"	568g	£56.99
PF/1002P/95	9.5	8"	568g	£56.99

Personal protection equipment for the warehouse & manufacturing workplace



ONLY
£22.70

HI-VIS WAISTCOAT

For Doctor, Nurse, Police, Medic & Paramedic badges, your certificate/pin/Warrant Card/GMC number will be required.

- 5cm silver scotchlite
- Zip fastening
- Badge pockets front and back.
- Set of standard badges included

Code	Size	Chest	Each
PC/017	Small	38"	£22.70
PC/018	Medium	42"	£22.70
PC/019	Large	46"	£22.70
PC/020	Extra Large	50"	£22.70



ONLY
£19.50

VISION SAFETY HELMET

The new Vision Safety Helmet is the first in its class to feature a custom-built fully retractable visor. The Vision, exceeds all applicable European safety standards.

- Fully retractable visor.
- Extended Nape area providing maximum impact protection
- Reduced peak for enhanced upward visibility

Code	Colour	Size	Each
AR/026	White	51-63cm	£19.50
AR/027	Green	51-63cm	£19.50



ONLY
£6.95

SAFETY GOGGLES

Tradition safety goggles for maximum protection.

- Protects against liquid splashes, dust and fling particles.
- Black elastic headband
- CE Marked & EN166

Code	Colour	Each
PE/033	Clear/Transparent	£6.95



ONLY
£1.95

HEAVY DUTY GLOVES

Ideal for the post RTA scene where there is glass and bare metal strewn around. Offers protection against being cut or injured during treatment and extrication.

- Red PVC outer
- High quality debris gloves
- Cotton inner

Code	Qty.	Each
AR/005	One pair	£1.95

EAR PLUGS

Classic cylindrical shaped ear plugs.

- One size fits all
- Do not fall out
- Non irritating



Code	Qty.	Each
AR/061	One pair	£0.25

Delivering quality changing rooms and personal storage solutions

We are here to help you with experienced personnel, specialist designers and professional fitters. We're with you from the initial briefing and site survey, through detailed design proposals, to manufacture, installation and final commissioning. Your project is managed flexibly and sympathetically, and you're always part of the process. This is space which must work for you, not the other way round. The result? You get the facility you need, when you need it, where it's required. We have experience in providing solutions for many market sectors including:

- Warehouses
- Manufacturing
- Education
- Health and Sports Clubs
- Healthcare
- Hotels



Pages 58 - 69

INDEX

QUICK DELIVERY

Link51 Cube Lockers	56
Chrome Wire Shelving Bay	15
Link51 Euro Shelving Clad or Open Bay	16
Link51 Hazardous Storage Cupboards	87
Link51 Incharge Lockers	57
Link51 Longspan Chipboard Deck Shelving Bays	17
Link51 Stockrax Galvanised Standard Duty Shelving	15
Link51 Stormor Open Frame Shelving Bay	15
Link51 Stormor Side Clad Shelving Bay	15
Link51 Stockrax Heavy Duty Shelving Bays	17
Link51 Stockrax Standard Duty Shelving Bays	16
Link51 Small Item Lockers	57
Link51 Standard Cupboards	87
Link51 Standard Lockers	56
Link51 Workbenches & Workstations	129

STORAGE SOLUTIONS

For Retail	2
For Healthcare	4
For Manufacturing	6
For Education	8
For Offices	9
For Warehousing	10
For Archives, Museums & Heritage	12
For Engineering	13

B

BARRIERS & PROTECTION

Crash Protection Posts	156
Flexi Bollards	156
Guard Barriers	157
Heavy Duty Steel Barriers	157
Heavy Duty Warehouse Column Protection	156
Monostrut Column Protection	156
Racking Upright Protectors	157
Steel Barriers	157
Low Level Steel Safety Barriers	157
Tensabarrier - Facility Posts	156
Tensabarrier - Posts	155
Tensabarrier - Top Signs	156
Tensabarrier - Wall Mounted	155
Tensacone	156

BENCHES & SEATING

Probe Floor Benches	72
Probe Cloakroom Accessories	73
Probe Hook Benches	71
Probe Overhead Hanging Benches	73
Probe Shoe Baskets	72
Probe Wall Hook Strips	72

C

CANTILEVER RACKING

Cantilever Racking Bays	46
-------------------------	----

CONTAINER TRUCKS

Container Trucks with Steel Frames	153
Standard & Recycled Bottle Skips	153
Standard & Recycled Mobile Tapered Trucks	153

CONTAINERS - ATTACHED LID

Attached Lid Accessories	125
Attached Lid Containers with Coloured Lids	125
Kaiman Food Grade Attached Lid Containers	125
Totebox Green Attached Lid Containers	125

CONTAINERS - EURO

Euro Container Dividers	123
Euro Container Lids	122
Solid Euro Containers with Integral Lids	123
Solid Euro Containers without Lids	122
Ventilated Euro Containers	123

CONTAINERS - EVERYDAY

Clear Storage Containers	119
Coloured Attached Lid Containers	119
Coloured Storage Containers	119
Gratnells Boxes with Lids	119

CONTAINERS - EURO PICKING

Mobile Open End Picking Containers	120
Open End Picking Containers	120
Open End Picking Container Walls	120

CONTAINERS - RECYCLED

Attached Lid Tote Boxes	121
Euro Containers Without Lids	121
Euro Containers Lids	121
Stack & Nest Containers	121

CONTAINERS - STACK & NEST

Maxinest Stack & Nest Containers	124
Solid Stack & Nest Containers	124
Ventilated Stack & Nest Containers	124

CUPBOARDS - ACID & ALKALI STORAGE

Probe Acid & Alkali Storage Cupboards	94
---------------------------------------	----

CUPBOARDS - COSHH CUPBOARDS

Probe COSHH Cupboards	92
-----------------------	----

CUPBOARDS - EVERYDAY

Link51 Large Volume Cupboards	91
Link51 Slimline Cupboards	91
Link51 Security Cupboards	90
Link51 Standard Cupboards	90
Plastic Cupboards	91
Probe Janitor Cupboards	89
Probe Multi Compartment Cupboards	89
Probe Slim Wardrobe Cupboards	89
Probe Standard Cupboards	88
Probe Wardrobe Cupboards	89

CUPBOARDS - HAZARDOUS STORAGE

Link51 Hazardous Storage Cupboards	93
Probe Hazardous Storage Cupboards	92

CUPBOARDS - MEDICAL CUPBOARDS

Probe Medical Cupboards	95
-------------------------	----

CUPBOARDS - PERFORATED DOOR

Bott Verso Perforated Door Cupboards	137
--------------------------------------	-----

CUPBOARDS - PPE STORAGE

Probe PPE Storage Cupboards	95
-----------------------------	----

CUPBOARDS - QUICK DELIVERY

Link51 Hazardous Storage Cupboards	87
Link51 Standard Cupboards	87

CUPBOARDS - TOOLS

Tool Cabinets	134
Tool Cupboards	101
Tuffbank	101
Tuffstor	101

CUPBOARDS - TOXIC & PESTICIDE STORAGE

Probe Toxic & Pesticide Storage Cupboards	94
---	----

CUPBOARDS - VISION PANEL

Link51 Vision Panel Cupboards	93
-------------------------------	----

CUPBOARDS WITH LINBINS

Standard Cupboards with Linbins	100
Louvre Panel Cupboards with Linbins	98

CUPBOARDS - WORKSTATIONS

Compact Computer Workstation Cupboard	97
Computer Workstation Cupboard	97
Information Workstation Cupboard	97
Medical Workstation Cupboard	96
PPE Workstation Cupboard	96
Quality Workstation Cupboard	97
Standard Lockable Workstation Cupboard	96
Standard Open Front Workstation Cupboard	96

D

DOLLIES

Dolly/Pallet Hybrid	126
Large Euro Container Dolly	126
Standard Dolly	126
Universal Dolly	126

DRAWER CABINETS

Bott Cubio Drawer Cabinets	137
----------------------------	-----

DRUM MOVEMENT

Circular Drum Dolly	145
Drum Tilt Lever	145
Drum Trucks	145
Pallet Loading Drum Truck	145

E

ESD PROTECTED SMALL PARTS STORAGE

ESD Cabinets	117
ESD Stacking Bins	117
ESD Storage Trays	117
ESD Tray Dividers	117

F

FIRST AID

Accident Book	179
Alcohol Hand Rub	179
Burns Kits	178
Burns Cling Film Dispensers & Film	178
Catering First Aid Kits	179
Defibrillator	178
Disinfectant Surface Wipes	179
Disposable Compress Ice Packs	178
Eye Wash	178
Health & Safety Law Poster	179
Nitrile Gloves	178
Medical Spill Kits	179
Workplace First Aid Kits	179

G

GARMENT HANGING SHELVING

Link51 Longspan Garment Hanging	35
Link51 Stockrax Garment Hanging	35

GRATNELLS

Gratnells Boxes with Lids	119
Gratnells Frames & Tray Sets	118
Gratnells Trays	118
Gratnells Trolleys & Tray Sets	118

INDUSTRIAL MATTING

Cushion Link Solid Top Mats	159
Diamond Interlock Mats	159
Ergotred Rubber Mats	159
Interflex Mats	159
Kumfi Pebble Mats	158
Kumfi Tough Mats	158
Plushway Mats	158
Rubber Rib Mats	158

K

KEY CABINETS

Budget Key Cabinets	102
Key Access Unit	102
Standard Key Cabinets	102

L

LADDERS

Fibreglass Swingback Stepladders	140
High Handrail Stepladders	140
Telescopic Ladders	140
Work Platforms	140

LIFTERS & STACKERS

High Lift Pallet Trucks	150
Powered Pallet Stackers	150
Scissor Lift Tables	150
Straddle Stackers	150

LINBINS & LOUVRE PANELS

Free Standing Louvre Panels	113 & 114
Louvre Panel Spigots	111
Louvre Panel Wall Kits	109
Louvre Panels	111
Mobile Louvre Panel Kits	112 & 114

LINBIN PICKING BINS

Anti-Bacterial Clear Linbins	106
Coloured Linbins	105
Linbin Dividers	104
Neon Linbins	107
Recycled Linbins	106

LINBINS & SHELVING

Chrome Wire Shelving & Linbins	116
Stockrux Economy Shelving & Linbins	19 & 115
Stockrux Standard Duty Shelving & Linbins	115

LINTRAY PICKING TRAYS

Standard & ESD Lintrays	108
Lintray Dividers	108
Lintray Tray End Stops	108

LOCKER - ACCESSORIES

Link51 Lock Options	84
Link51 Locker Master Keys	59 & 84
Link51 Locker Sloping Tops	59
Link51 Locker Stands	59
Probe Lock Options	84
Probe Locker Stands	61
Probe Master Key	61
Probe Washers, Nuts & Bolts	84

LOCKERS - CHARGING

Link51 Tool Charging Lockers	76
Link51 Small Item Charging Lockers	76
Probe Laptop Charging Lockers	75
Probe Tablet Charging Lockers	74
Probe Tablet Charging Vision Panel Lockers	74
Probe Tool Charging Lockers	75

LOCKERS - CREW

Link51 Crew Lockers	83
Probe Crew Lockers	83

LOCKERS - GARMENT

Link51 2 Person Lockers	82
Link51 Garment Dispenser & Collectors	82
Link51 Clean & Dirty Lockers	82
Link51 Uniform Lockers	83
Link51 Personal Workwear Lockers	83
Probe 2 Person Lockers	82
Probe Garment Dispenser & Collectors	82
Probe Clean & Dirty Lockers	82
Probe Twin Lockers	83
Probe Uniform Lockers	83

LOCKERS - LAMINATE

Probe Laminate Door Lockers	68
Probe Wood Effect Laminate Door Lockers	69

LOCKERS - MESH

Mesh Lockers	80
Mesh Multi Compartment Lockers	80

LOCKERS - MFC DOORS

Probe MFC Satin Door Lockers	67
------------------------------	----

LOCKERS - PERFORATED DOOR

Link51 Perforated Door Lockers	78
Probe Perforated Door Lockers	78

LOCKERS - PLASTIC

Probe Plastic Lockers	66
-----------------------	----

LOCKERS - POLICE

Link51 Police Standard Locker	81
Link51 Police Airwaves & CS Canister Locker	81
Link51 Police CS Canister Locker	81
Link51 Police Lockable Cube Locker	81

LOCKERS - PPE

Probe PPE Lockers	81
-------------------	----

LOCKERS - SMALL ITEM

Link51 Small Item Lockers	77
Probe 20 Multidoor Locker	75
Probe Wallet Locker	75

LOCKERS - SPACE SAVING

Link51 Slim Locker Nests	79
Probe Locker Pods	79
Probe Ultra Slim Twin Lockers	79

LOCKERS - STANDARD

Link51 Add-on Sloping Tops	59
Link51 Cube Lockers	65
Link51 Full Height Lockers	59
Link51 Full Height Lockers with Sloping Tops	59
Link51 Half Height Lockers	64
Link51 Locker Stands	59
Link51 Locker Master Keys	59 & 84
Link51 Quarto Lockers	65
Link51 Sixto Lockers	65
Link51 Three Quarter Height Lockers	64
Probe Cube Lockers	65
Probe Full Height Lockers	61
Probe Full Height Lockers - Autumn Colours	63
Probe Full Height Lockers with Sloping Tops	61
Probe Full Height Lockers with Sloping Tops - Autumn Colours	63
Probe Half Height Lockers	64
Probe Locker Stands	61
Probe Master Key	61
Probe Mini Box Lockers	65
Probe Quarto Lockers	65

LOCKERS - QUICK DELIVERY

Link51 Cube Lockers	56
Link51 Incharge Lockers	57
Link51 Standard Lockers	56
Link51 Small Item Lockers	57

LOCKERS - VISION PANEL

Link51 Vision Panel Lockers	78
Probe Vision Panel Lockers	78

M**MOBILE STEPS**

Standard Mobile Steps	141
2-5 Step Range	141
Wheel Along Mobile Steps	141

MOBILE WAREHOUSE SAFETY STEPS

Heavy Duty Mobile Warehouse Safety Steps	143
Mobile Warehouse Safety Steps with Handlock	143
Mobile Warehouse Steps with Dock Platform	142
Premium Mobile Warehouse Safety Steps	141
Spring Loaded Warehouse Safety Steps	142
Wheel Along Warehouse Safety Steps	142
Wheel Along Steps with Dock Step	142

P**PALLETS**

Maestro Pallets	127
Nestable Pallets	127
Universal Pallets	127

PALLET BOXES

Collapsible Plastic Pallet Boxes	127
Hypacage	152
Pallet Retention Unit	152
Plastic Pallet Boxes	127

PALLET RACKING - APEX

Additional Beams	44
Bays	44
Beams	45
Beam Locking Clip	45
Floor Fixing Bolt	45
Levelling Plates	45
Pallet Support Bar	45
Row Spacer	45

PALLET RACK PROTECTION - APEX

Corner Protection Kits	45
Tubular Barrier	45
Upright Protector Kits	45

PALLET RACKING - LINK51

Additional Beam	42
Bays	42
Coil Cradles	42
Fork Spacers	42
Galvanised Steel Decking	42

PALLET RACK PROTECTION - LINK51

Barrier Rail Kits	43
Rack End Protection Kits	43
Upright Protector Channel Kit	43
Upright Protectors	43

PALLET RACKING SOLUTIONS

Drive-in Pallet Racking	52
Narrow Aisle Pallet Racking	51
Mezzanine Floors	54
Pallet Live Pallet Racking	53
Pick Towers	54
Push-Back Pallet Racking	53
Shuttle Pallet Racking	52
Wide Aisle Pallet Racking	50

PALLET TRUCKS - MANUAL

Adjustable Pallet Trucks	149
Heavy Duty Pallet Trucks	149
Long Reach Pallet Trucks	149
Mini Pallet Trucks	149
Standard Pallet Truck	149

PLATFORM TROLLEYS

Industrial Shelf Trolleys & Accessories	146
---	-----

PLATFORM TROLLEYS - HEAVY DUTY

Heavy Duty Platform Trolley	147
Mesh Firm Loading Trucks	147
Timber Firm Loading Trucks	147
Zinc Plated Platform Trolleys	147

PLATFORM TROLLEYS - SPECIALIST

Folding Platform Trolleys	148
Large Platform Trolley	148
Picking Trolleys With 3 Steps	148

Q**QUICK DELIVERY**

Cupboards	87
Lockers	56
Shelving	15
Workbenches	129

R**RECYCLING WASTE BINS**

100 Litre Envirobins	174
Lift Top Recycling Bins	174
Maxi Envirobins	175
Midi Envirobins	174
Mini Envirobins	174
Novelty Recycling Bins	175
Open Top Recycling Bins	174

RECYCLING SACKS

Racksacks	175
Roll Cage Sacks	175
Trolley Sacks	175

INDEX

ROLL CAGES

Demountable Roll Cages	151
Jumbo Roll Cages	151
Standard Roll Cages	151
Security Roll Cages	151

S

SACK TRUCKS

Economy Sack Trucks	145
P-Shaped Handle Sack Trucks	145
Standard Sack Trucks	145

SACK TRUCKS - HEAVY DUTY

Conventional Sack Trucks	145
--------------------------	-----

SECURITY CABINETS

Electronic Locking Security Cabinets	102
Fire Resistant Filing Cabinet	102
Key Locking Security Cabinets	102

SAFETY EQUIPMENT

Footwear	180
Workwear	181

SAFETY NETTING

Safety Netting Solutions	162
--------------------------	-----

SHELVING - ALUMINIUM

EKO Fit Shelving	24
------------------	----

SHELVING - ARCHIVE, FILING & BIN BAYS

Link51 Stockrax Shelving Bays with Archive Boxes	26
Link51 Stockrax Lever Arch File Shelving	26
Link51 Stormor Shelving Bin Units	26
Steel Bin Shelving	26

SHELVING - COMMERCIAL

Link51 Stormor Clad Shelving Bay	29
Link51 Stormor Open Frame Shelving Bay	28
Link51 Stormor Double Skin Frame Shelving	30
Link51 Stormor Shelving Accessories	31

SHELVING - EVERYDAY

Easy Build Medium Duty Boltless Metal Shelving	19
Heavy Duty Bolted Metal Shelving	18
Light Duty Bolted Metal Shelving	18
Link51 Stockrax Standard Duty Shelving with Linbins	19
Link51 Stockrax Galvanised Heavy Duty Shelving	19
Link51 Stockrax Galvanised Standard Duty Shelving	19
Medium Duty Bolted Metal Shelving	18
Standard Duty Bolted Shelving	18
Standard Duty Boltless Shelving	18

SHELVING - INDUSTRIAL

Link51 Euro Shelving Accessories	33
Link51 Euro Shelving Clad Shelving	32
Link51 Euro Shelving Open Shelving	32
Apex Longspan 200 Series Bays	38
Apex Longspan 500 Series Bays	39
Apex Longspan 750 Series Bays	40
Apex Longspan Frames, Beams & Decking	41
Link51 Longspan Shelving with Chipboard Deck	37
Link51 Longspan Shelving with Steel Deck	37

SHELVING - OFFICE

Probe IKON Office Shelving	27
----------------------------	----

SHELVING - QUICK ASSEMBLY SHELVING

Link51 Stockrax Heavy Duty Shelving Bays	21
Link51 Stockrax Standard Duty Shelving Bays	20

SHELVING - QUICK DELIVERY

Chrome Wire Shelving Bay	15
Link51 Stockrax Galvanised Standard Duty Shelving	15
Link51 Stormor Open Frame Shelving Bay	15
Link51 Stormor Side Clad Shelving Bay	15
Link51 Euro Shelving Clad or Open Bay	16
Link51 Stockrax Heavy Duty Shelving Bays	17
Link51 Stockrax Standard Duty Shelving Bays	16
Link51 Longspan Chipboard Deck Shelving Bays	17

SHELVING - SPUR

Spur Shelving	25
---------------	----

SHELVING - WIRE

Anti-Bacterial Wire Shelving	23
Chrome Cantilever Wall Wire Shelving	23
Chrome Wire Accessories	23
Chrome Wire Shelving	22

SHELVING SOLUTIONS

Mobile Shelving	34
-----------------	----

SIGNAGE

Fire Signs	178
Warehouse Safety Signage	169

SITE SAFETY

Collapsible Gas Cages	177
Emergency Key Boxes	177
Gorilla Modular Gas Cages	177
Interior & Exterior Mirrors	177

SPILL MANAGEMENT

Drumbanks	160
Drum Sump Pallets	160
Spill Kits	161
Spill Mate	161
Spill Trays	160
Wheeled Bin Spill Kits	161
Wheeled Lockers Spill Kits	161

STEEL BINS

Flat Top Bins	94
Oily Rag Bins	94
Sloping Top Bins	94

STEP STOOLS

Non Slip Plastic Safety Steps	139
Plastic Kick Steps	139
Steel Kick Steps	139
Sturdy Step Stools	139

STORAGE RACKS

Multi-Height Plate/Sheet Racks	47
Multipurpose Sheet Racks	47
Stacking Bar Cradles	47
Vertical Storage Bar Racks	47

T

TROLLEYS

Merchandise Picking Trolley	152
-----------------------------	-----

TURNTABLE TRAILERS

Plywood Deck Turntable Trailers	146
Steel Deck Turntable Trailers	146
Turntable Trailers Mesh Side Panel	146

W

WAREHOUSE ID & LABELLING

Angled Aisle Markers	165
Chevron Document Holding Frames	164
Clear Document Pockets - Magnetic	163
Clear Document Pockets - Self Adhesive	163
Coloured Document Pockets	163
Document Holding Frames	164
Easy Wipe Wet Wipe Marker Pens	168
Easy Wipe Magnetic Location Markers	168
Easy Wipe Magnetic Racking Strips	168
Flat Aisle Markers	165
Floor Identification Frames	170
Load Notices	164
Magnetic Label Holders	167
Magnetic Label Holders - Long	167
Magnetic Label Holders - Rolls	167

Magnetic Numbers & Letters	165
Magnetic Self-Adhesive Strips	168
Magnetic Warehouse Information Labels	167
Magnetic Wrap-Around Pockets	168
Racking Self-Assessment Charts	164
Self-Adhesive & Magnetic Bay Markers	165
Self-Adhesive Vinyl Labels - Individual Letters & Numbers	165
Self-Adhesive Vinyl Letters (A-Z)	166
Self-Adhesive Vinyl Numbers 0-9	166
Ticket Holders - Magnetic	166
Ticket Holders - Self Adhesive	166
Warehouse Floor Markers	170
Warehouse Floor Signals	170
Warehouse Safety Signs	169

WASTE BINS - EXTERNAL

2 Wheeled Bins	172
4 Wheeled Bins	172
Economy Monarch Litter Bins	172
Heritage Square Hooded Litter Bins	173
Hexagon Shaped Litter Bins	173
Wood Effect Waste Bins	173
Wall Mounted Ashbins	173

WASTE BINS - INTERNAL

Fire Retardant Sack Holders - Plastic	171
Fire Retardant Sack Holders - Steel	171
Free Standing Sack Holders - Plastic	171
Free Standing Sack Holders - Steel	171
Self Assembly Steel Sack Holders	172
Wall Mounted Sack Holders	172

WINTER MAINTENANCE

Grit Bins	176
Grit Bins Kits	176
Push Along Snow Ploughs	176
Salt & Grit Spreaders	176
Stackable Grit Bins	176

WORKBENCHES - ECONOMY SELF-ASSEMBLY

Add-on Link51 Workbenches	131
Link51 Workbenches with T-bar	130
Link51 Workbenches with Lower Shelves	130

WORKBENCHES - BOTT VERSO

Cantilever Bench	135
Drawer Cabinets & Combination Cupboards	135
Framework Bench	135
Mobile Welded Bench	135
Mobile Storage Bench	136
Storage Bench	136

WORKBENCHES - EVERYDAY

Square Tube Workbenches	132
Cantilever Workbenches	132
Workbench Accessories	132

WORKBENCHES - HEAVY DUTY

Heavy Duty Workbenches	133
Extra Heavy Duty Workbench	133
Heavy Duty Bench Accessories	133

WORKBENCHES - QUICK DELIVERY

Link51 Workbenches with T-bar	129
Link51 Workbenches with Lower Shelves	129
Link51 Standard Workstation	129
Link51 Workstation with Lower Shelf	129

WORKSTATION - ECONOMY SELF-ASSEMBLY

Link51 Standard Workstation	131
Link51 Workstation with Lower Shelf	131
Link51 Workstation with Louvre Panel	131



PROJECTS & SITE VISITS



Sometimes you want a little more. We are happy to support you on larger projects where you are looking for a more tailored solution to meet your needs.

We have a dedicated and experienced team who will be happy to visit you and work along side you.

Please contact Sales on
01905 757 506.



CONDITIONS OF SALE

PRICING AND PRODUCT DETAIL

Pricing is accurate (errors and omissions accepted) at the point of publication. Whilst we work hard to maintain the prices shown in the catalogue, we note that from time-to-time it will be necessary to make price amendments. We will inform you of such changes prior to despatching products.

DELIVERY TERMS

Any associated charges for delivery are noted on the inside cover of our catalogue, or on our website.

We work hard to ensure that we meet delivery times. However, please note that our delivery times are an estimate and we are not liable for delivery delays of catalogue products (we note that larger projects will have terms and conditions that supersede those outlined here).

Delivery will be made to the ground floor of any building, or an appropriate loading bay. Any other delivery arrangements need to be agreed at the point of order and may carry additional charges.

SHORTAGES AND DAMAGES

Responsibility for the above will not be accepted, once the goods have been signed for. In the unlikely event that the products are damaged at point of delivery, we request you do not accept the delivery and make it very clear on the carrier's paperwork, the reason why the product has been refused, is as a result of product damage. If a shortage is found to be in a sealed carton, we request the shortage is reported within 24 hours.

PRODUCT MADE TO ORDER

Some products are made to order and are therefore not returnable. Please check if you want to confirm whether this applies to your order.

RETURN OF GOODS

Goods will only be accepted for return, with prior agreement with the seller, within 7 working days of delivery. Products must be returned, complete with packaging and be in a re-saleable state. A handling charge will be imposed. This will normally be 25% of the sell price. This excludes the carriage charge to return the goods.

VAT

This is not included in prices shown in the catalogue.

RESERVATION OF TITLE

The title of the Goods will not pass to the buyer, until the buyer has paid for the products in full.

COPYRIGHT

Except when supplied by third parties, the copyright of all images, text and graphics in this catalogue are protected by law. Any reproduction should not be undertaken without written permission.

ERRORS AND OMISSIONS

We do not accept liability for any errors or omissions and reserve the right to change information, specifications and descriptions of listed goods, products and services.

T: **01905 757506**

Visit: **www.totalinteriorsdirect.co.uk**

Shelving ● Pallet Racking ● Lockers ● Cupboards ● Plastic Containers ● Workbenches
PPE Storage ● Tote Bins ● Steps & Ladders ● Trucks & Trolleys... and much more!



TOTAL
interiors
Storage Solutions

Total Interiors Direct Ltd,
Cadbury House,
Blackpole East, Worcester WR3 8SG
Fax: 01905 757526
Email: sales@totalinteriorsdirect.co.uk